



US00D576126S

(12) **United States Design Patent**  
**Nishida**

(10) **Patent No.:** **US D576,126 S**

(45) **Date of Patent:** **\*\* Sep. 2, 2008**

(54) **PORTABLE COMMUNICATION DEVICE**

D490,064 S \* 5/2004 Yi ..... D14/137  
D540,764 S \* 4/2007 Kaner et al. .... D14/137

(75) Inventor: **Tetsuro Nishida**, Osaka (JP)

**FOREIGN PATENT DOCUMENTS**

(73) Assignee: **ICOM Incorporated**, Osaka (JP)

KR 190604 \* 12/1996  
KR 0226057 \* 8/1998

(\*\*) Term: **14 Years**

**OTHER PUBLICATIONS**

(21) Appl. No.: **29/274,292**

Superb FM Hand-held Transceivers, <URL:http://www.allproducts.com/manufacture9/longpone/04-uhf.html>, retrieved from internet Nov. 17, 2007.\*

(22) Filed: **Apr. 11, 2007**

\* cited by examiner

(30) **Foreign Application Priority Data**

Oct. 19, 2006 (JP) ..... 2006-028294

*Primary Examiner*—Ian Simmons

*Assistant Examiner*—Carla Wright

(51) **LOC (8) Cl.** ..... **14-03**

(74) *Attorney, Agent, or Firm*—Wenderoth, Lind & Ponack, L.L.P.

(52) **U.S. Cl.** ..... **D14/137**

(58) **Field of Classification Search** ..... D14/137-138,  
D14/144, 188, 147-148, 155, 159, 191-192,  
D14/194, 240, 197-198, 358, 225, 247-248,  
D14/383-385, 417, 496; 379/433.01, 420.01-420.04,  
379/419, 440, 428.01-428.04; D10/104-106;  
340/573.1, 573.3-573.4; 361/814; 455/90.2-90.3,  
455/347-349, 351, 556.1, 575.1  
See application file for complete search history.

(57) **CLAIM**

The ornamental design for a portable communication device, as shown and described.

(56) **References Cited**

**DESCRIPTION**

**U.S. PATENT DOCUMENTS**

D295,404 S \* 4/1988 Tokiyama ..... D14/137  
D348,664 S \* 7/1994 Imazeki ..... D14/137  
5,487,181 A \* 1/1996 Dailey et al. .... 455/90.2  
D379,092 S \* 5/1997 Richards et al. .... D14/137  
D384,345 S \* 9/1997 Lindeman et al. .... D14/137  
D385,269 S \* 10/1997 Kim ..... D14/137  
D385,270 S \* 10/1997 Yahaya ..... D14/137  
D393,638 S \* 4/1998 Page et al. .... D14/137  
5,752,205 A \* 5/1998 Dzung et al. .... 455/575.1  
D416,252 S \* 11/1999 Haase et al. .... D14/137  
D436,939 S \* 1/2001 Nagano et al. .... D14/138

FIG. 1 is a front view of a portable communication device in accordance with the present design;

FIG. 2 is a back view thereof;

FIG. 3 is a right side view thereof;

FIG. 4 is a left side view thereof;

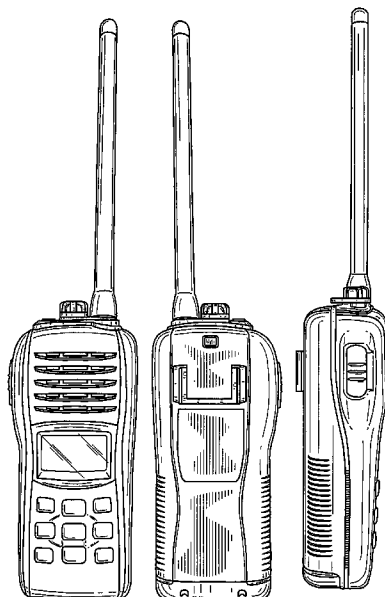
FIG. 5 is a top view thereof;

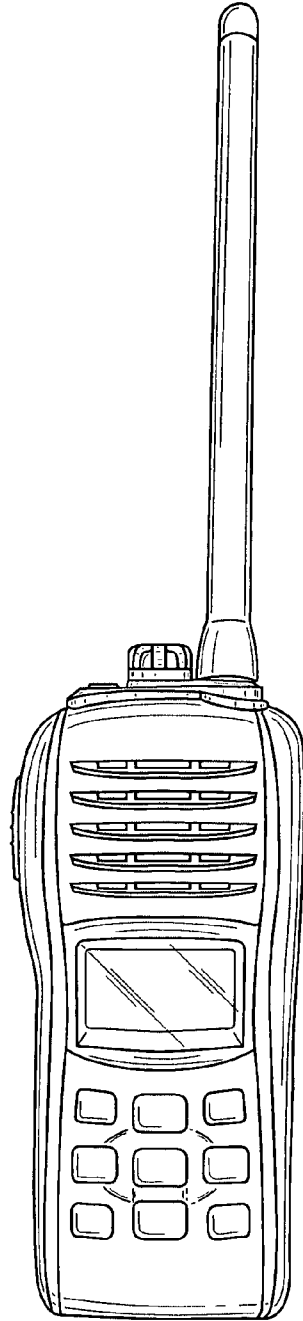
FIG. 6 is a bottom view thereof; and,

FIG. 7 is a perspective view thereof.


The broken line showing of environmental structures is for illustrative purposes only and forms no part of the claimed design.

**1 Claim, 6 Drawing Sheets**

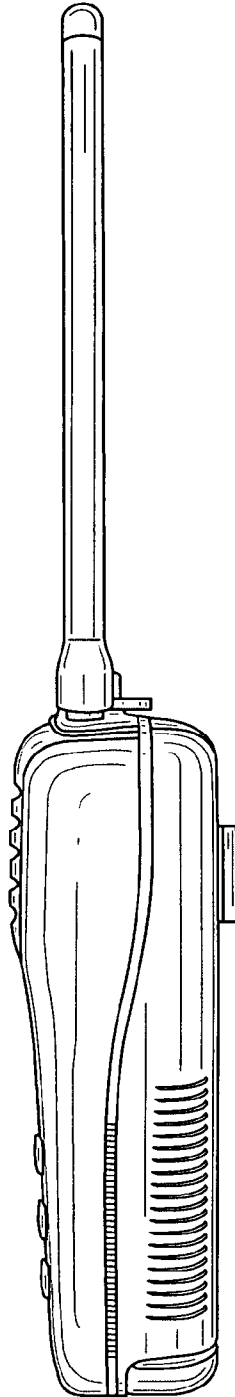




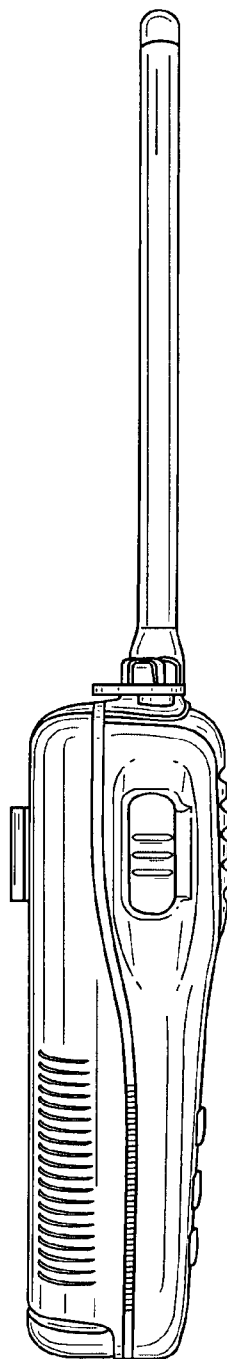
**FIG. 1**



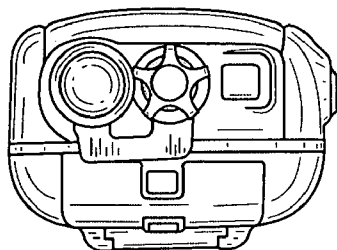
**FIG. 2**



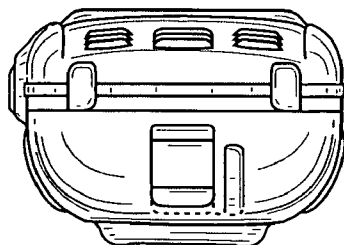
**FIG. 3**




**FIG. 4**



**FIG. 5**



**FIG. 6**



**FIG. 7**