



US00D905342S

(12) **United States Design Patent**
Wattam et al.

(10) **Patent No.:** **US D905,342 S**

(45) **Date of Patent:** **** Dec. 15, 2020**

(54) **RAZOR HANDLE**

(71) Applicant: **The Gillette Company LLC**, Boston, MA (US)

(72) Inventors: **Christopher James Wattam**, Windsor (GB); **Trevor John Whelan**, Thatcham (GB); **Anthony William Shorey**, Thatcham (GB); **Sean Peter Clarke**, Henley on Thames (GB)

(73) Assignee: **The Gillette Company LLC**, Boston, MA (US)

(**) Term: **15 Years**

(21) Appl. No.: **29/684,131**

(22) Filed: **Mar. 19, 2019**

(51) **LOC (12) Cl.** **28-03**

(52) **U.S. Cl.**
USPC **D28/48**

(58) **Field of Classification Search**
USPC D28/46–48
CPC B26B 21/00–06; B26B 21/08–38; B26B 21/44–50; B26B 21/405–4056; B26B 21/52–528

See application file for complete search history.

(56) **References Cited**

U.S. PATENT DOCUMENTS

D327,550 S	6/1992	Byrne	
D478,687 S *	8/2003	Provost	D28/48
D650,946 S	12/2011	Andersen	
D700,995 S	3/2014	Lee	

D739,604 S *	9/2015	Christie	D28/48
D745,215 S *	12/2015	Go	D28/48
D750,324 S *	2/2016	Bae	D28/48
D773,734 S *	12/2016	Li	D28/48
D775,422 S *	12/2016	Faktorovich	D28/46
D789,609 S *	6/2017	Kong	D28/48
D792,025 S *	7/2017	Faktorovich	D28/48
D802,842 S	11/2017	Ngo	
D812,815 S *	3/2018	Psimadas	D28/48
D861,251 S *	9/2019	Cabrera	D28/46
D863,681 S *	10/2019	Jin	D28/48
D864,482 S *	10/2019	Goeder	D28/48
D882,174 S *	4/2020	Goeder	D28/48
D883,571 S *	5/2020	Psimadas	D28/48
2020/0114535 A1 *	4/2020	Wattam	B26B 21/522

* cited by examiner

Primary Examiner — Jennifer Rivard

(74) *Attorney, Agent, or Firm* — Kevin C. Johnson

(57) **CLAIM**

The ornamental design for a razor handle, as shown and described.

DESCRIPTION

FIG. 1 is a perspective view of a razor handle of the present invention;

FIG. 2 is a front view of the razor handle of FIG. 1;

FIG. 3 is a back view of the razor handle of FIG. 1;

FIG. 4 is a right side view of the razor handle of FIG. 1;

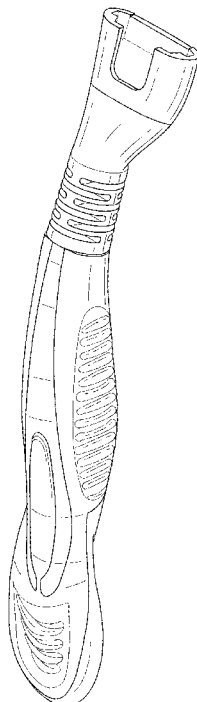
FIG. 5 is a left side view of the razor handle of FIG. 1;

FIG. 6 is a top view of the razor handle of FIG. 1; and,

FIG. 7 is a bottom view of the razor handle of FIG. 1.

Further, the dash broken lines are shown for illustrative purposes only and form no part of the claimed design.

1 Claim, 4 Drawing Sheets



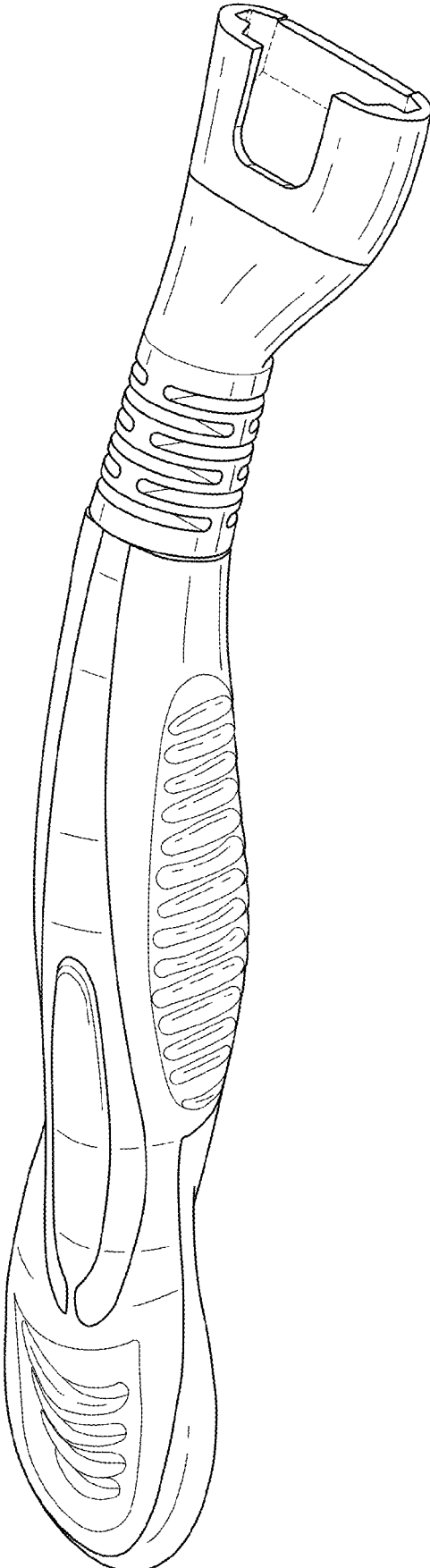


FIG. 1

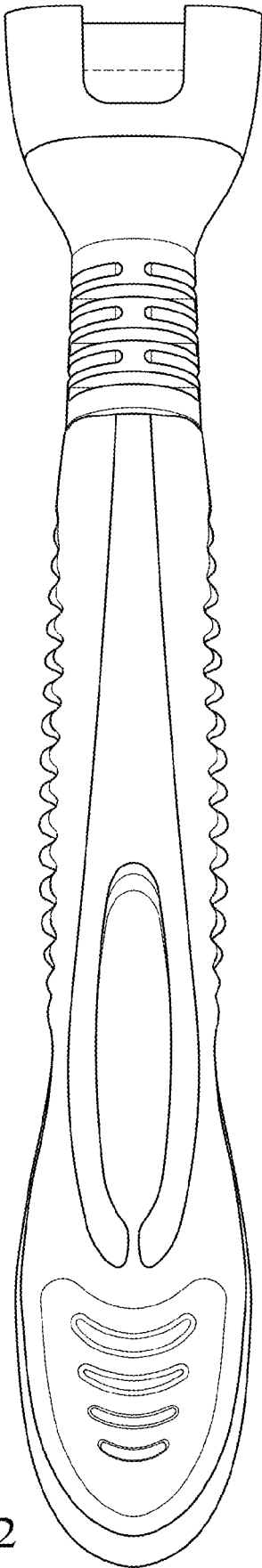


FIG. 2

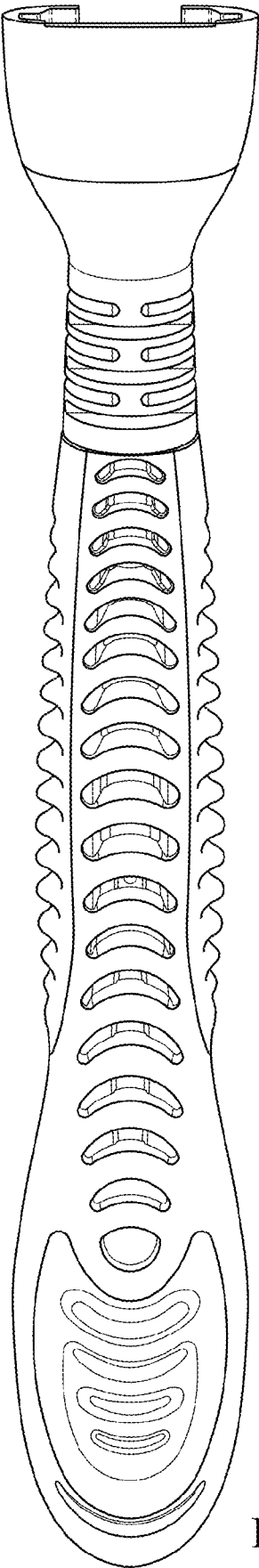


FIG. 3

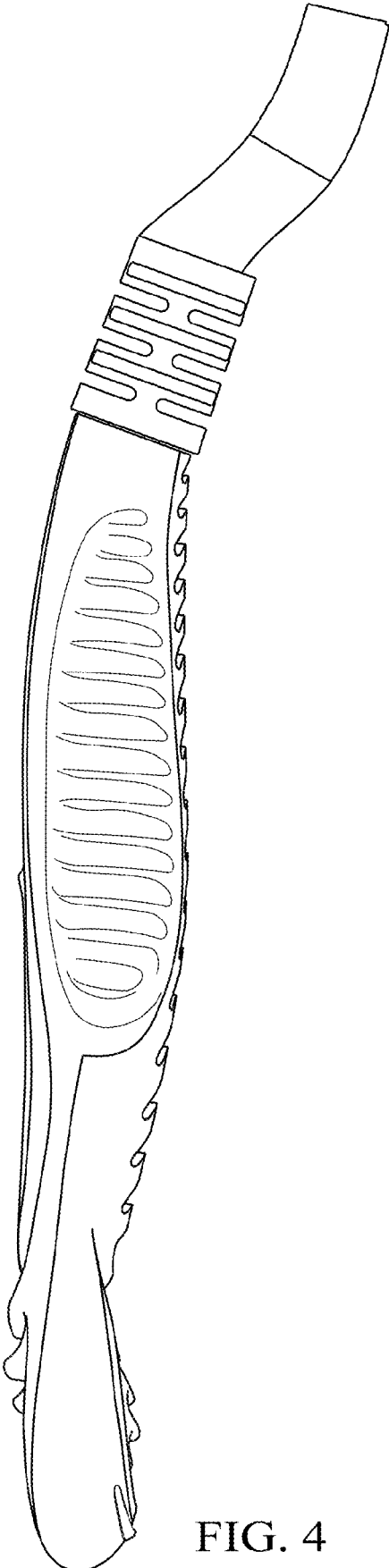


FIG. 4

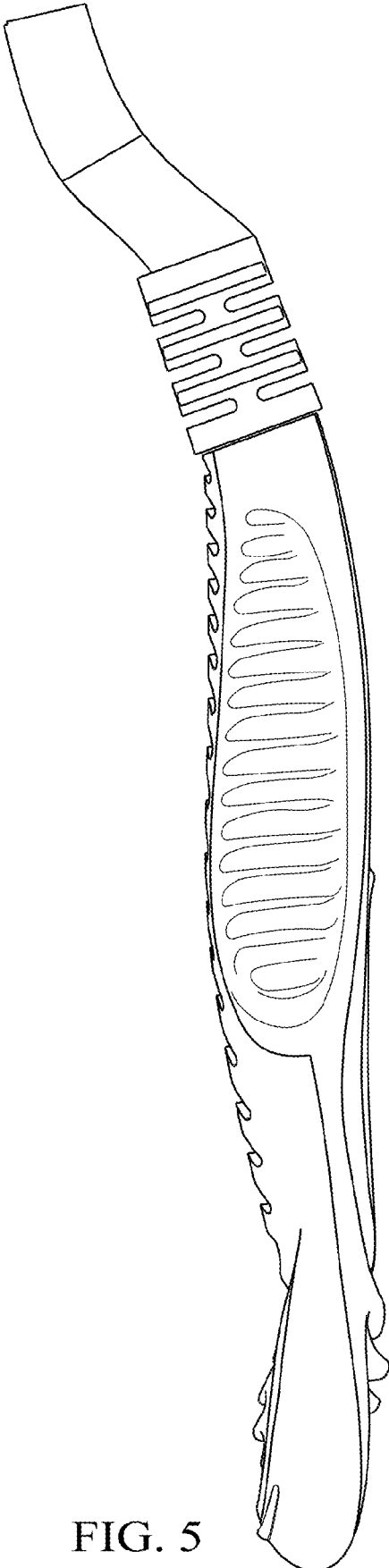


FIG. 5

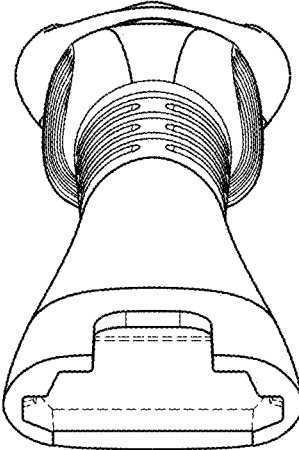


FIG. 6

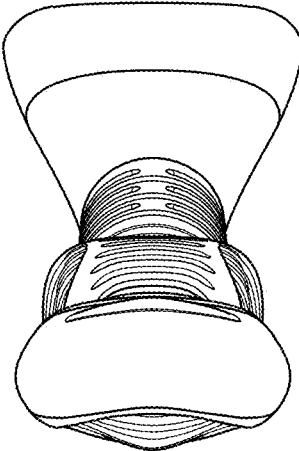


FIG. 7