



US00D856716S

(12) **United States Design Patent** (10) **Patent No.:** **US D856,716 S**  
**Music et al.** (45) **Date of Patent:** **\*\* Aug. 20, 2019**

(54) **RETAIL DISPLAY FIXTURE**  
(71) Applicant: **Sonos, Inc.**, Santa Barbara, CA (US)  
(72) Inventors: **Fernando Music**, Santa Barbara, CA (US); **Johnny Dwyer**, Santa Barbara, CA (US)  
(73) Assignee: **Sonos, Inc.**, Santa Barbara, CA (US)  
(\*\*) Term: **15 Years**  
(21) Appl. No.: **29/562,965**

D734,067 S \* 7/2015 Vogt ..... D6/661  
D757,127 S \* 5/2016 Rautavuori ..... D15/79  
D784,735 S \* 4/2017 Hirata ..... D6/661.3

\* cited by examiner

*Primary Examiner* — Robin V Webster  
*Assistant Examiner* — Keith J Wilson  
(74) *Attorney, Agent, or Firm* — KPPB LLP

(57) **CLAIM**

The ornamental design for a retail display fixture, as shown and described.

**DESCRIPTION**

FIG. 1 is a perspective view of a retail display fixture, according to a first embodiment of the invention. FIG. 2 is a first side view of the embodiment of FIG. 1. FIG. 3 is a second side view of the embodiment of FIG. 1. FIG. 4 is a third side view of the embodiment of FIG. 1. FIG. 5 is a fourth side view of the embodiment of FIG. 1. FIG. 6 is a top view of the embodiment of FIG. 1. FIG. 7 is a bottom view of the embodiment of FIG. 1. FIG. 8 is a perspective view of a retail display fixture, according to a second embodiment of the invention. FIG. 9 is a first side view of the embodiment of FIG. 8. FIG. 10 is a second side view of the embodiment of FIG. 8. FIG. 11 is a third side view of the embodiment of FIG. 8. FIG. 12 is a fourth side view of the embodiment of FIG. 8. FIG. 13 is a top view of the embodiment of FIG. 8; and, FIG. 14 is a bottom view of the embodiment of FIG. 8. The features shown in broken lines are for illustrative purposes only and do not form part of the claimed design.

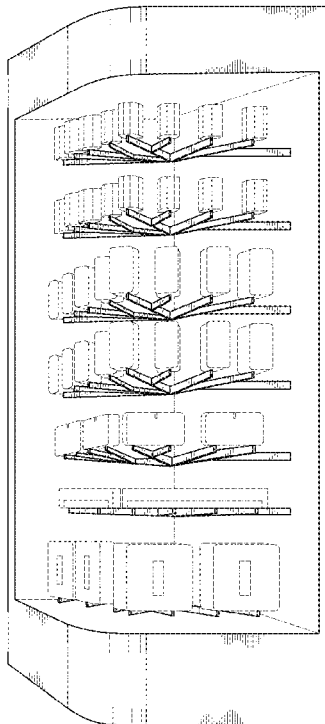
(22) Filed: **Apr. 29, 2016**  
(51) **LOC (12) Cl.** ..... **06-04**  
(52) **U.S. Cl.**  
USPC ..... **D6/657**  
(58) **Field of Classification Search**  
USPC ..... D6/470, 491, 511, 657, 659, 663  
CPC .. A47F 3/00; A47F 3/001; A47F 3/004; A47F 3/005; A47F 3/007; A47F 2003/008; A47F 5/00; A47B 45/00  
See application file for complete search history.

(56) **References Cited**

**U.S. PATENT DOCUMENTS**

D352,850 S \* 11/1994 Fujii ..... D6/675.1  
D589,536 S \* 3/2009 Seki ..... D15/81  
D675,846 S \* 2/2013 Monaldi ..... D6/661

**1 Claim, 12 Drawing Sheets**



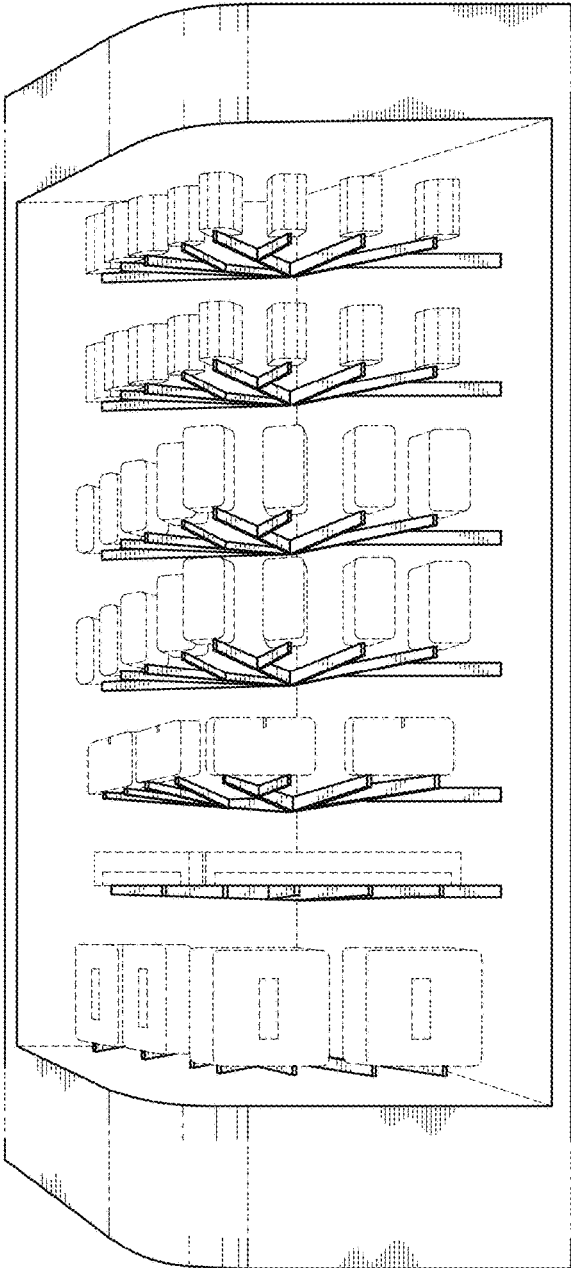


FIG. 1

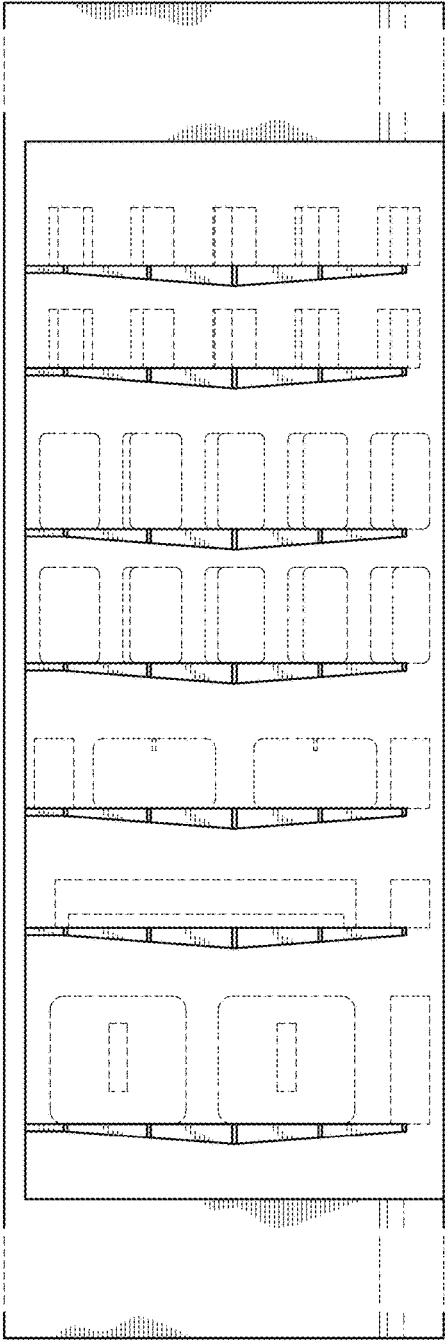


FIG. 2




FIG. 3




FIG. 4

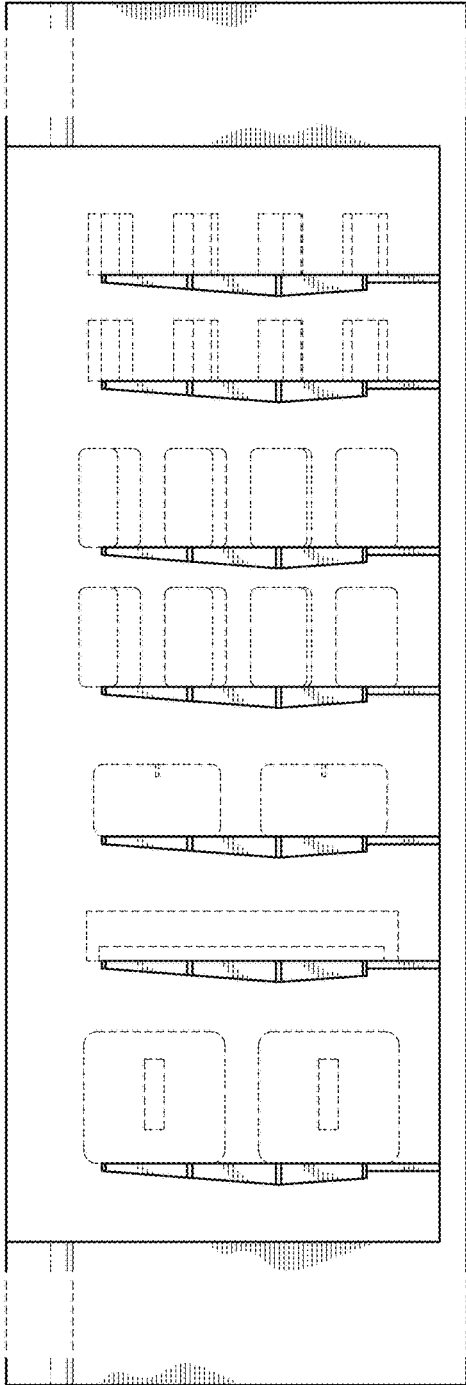


FIG. 5

FIG. 6





FIG. 7



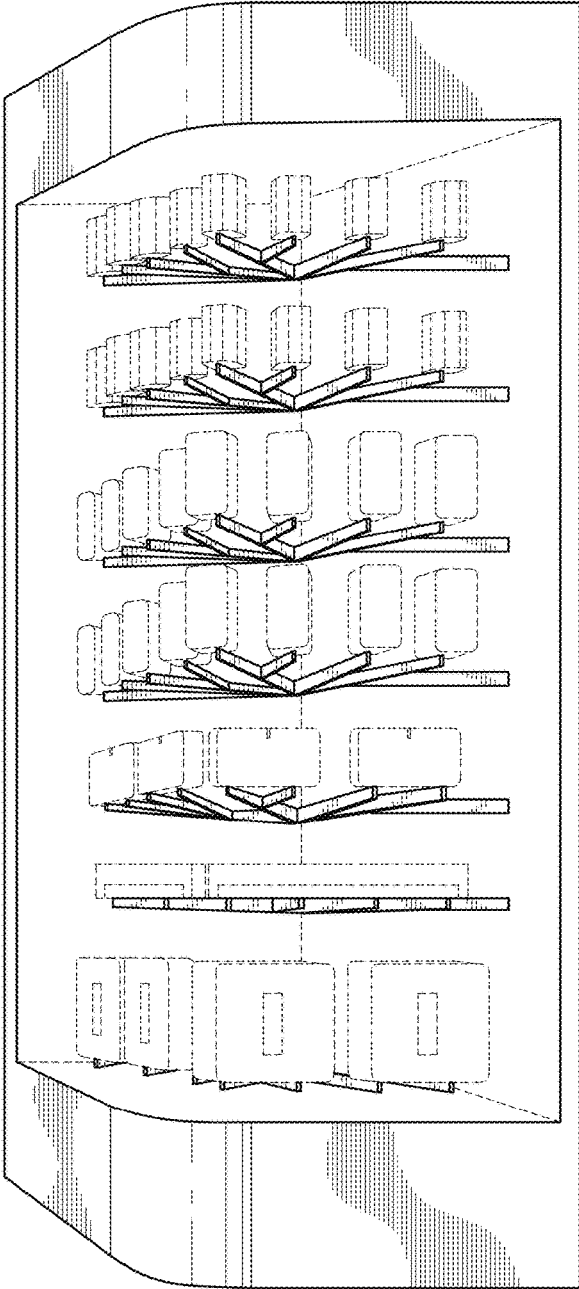


FIG. 8



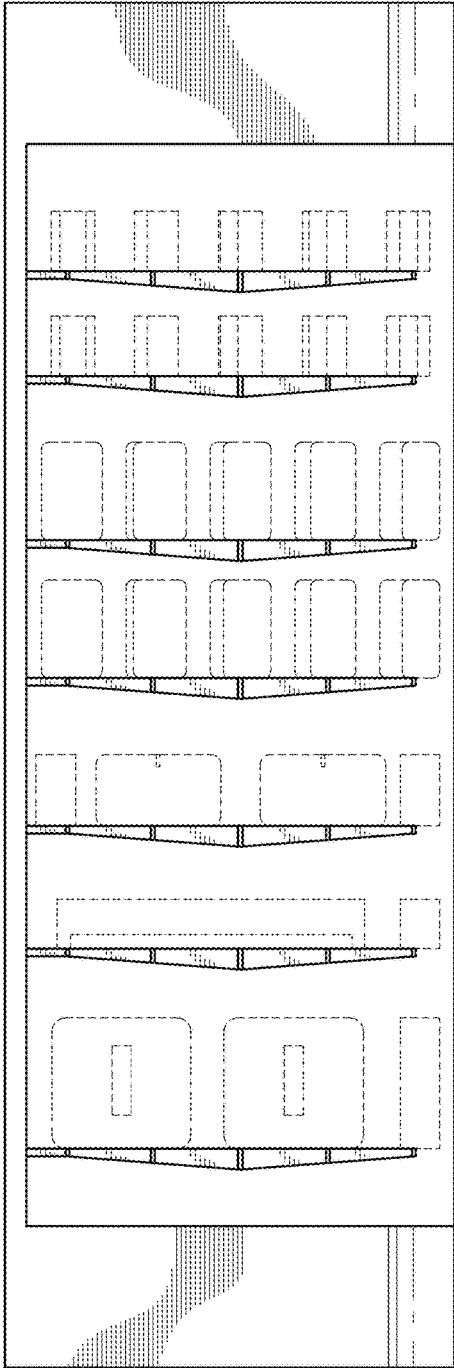


FIG. 9




FIG. 10




FIG. 11

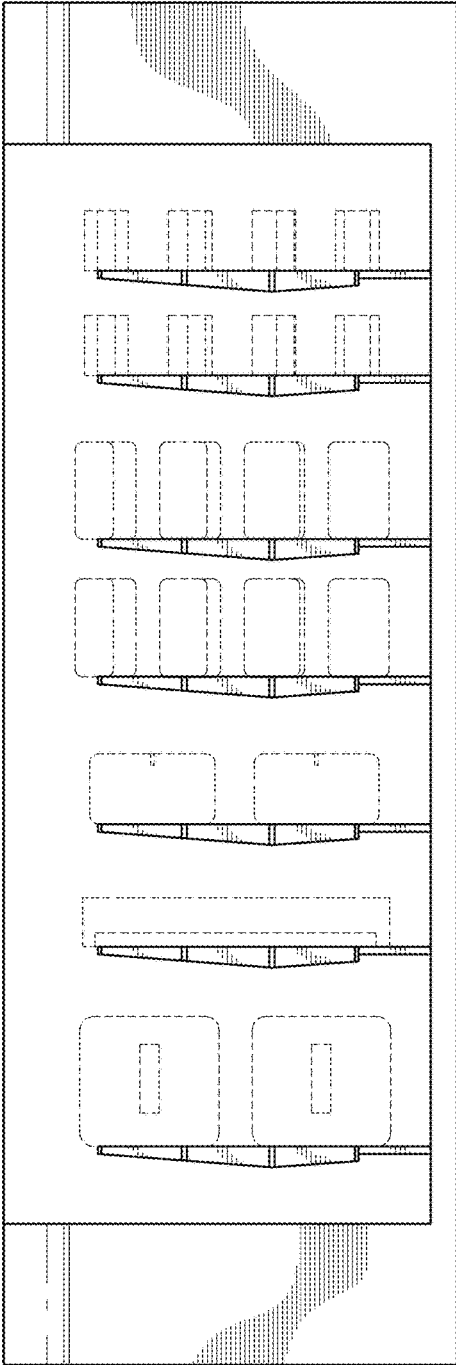


FIG. 12




FIG. 13




FIG. 14