



US00D714289S

(12) **United States Design Patent**
Shoda et al.

(10) **Patent No.:** **US D714,289 S**

(45) **Date of Patent:** **** Sep. 30, 2014**

(54) **DISPLAY**

(71) Applicant: **Hewlett-Packard Development Company, L.P.**, Houston, TX (US)

(72) Inventors: **Thomas M. Shoda**, Campbell, CA (US);
Gregory C. Franke, Magnolia, TX (US)

(73) Assignee: **Hewlett-Packard Development Company, L.P.**, Houston, TX (US)

(**) Term: **14 Years**

(21) Appl. No.: **29/454,808**

(22) Filed: **May 14, 2013**

(51) **LOC (10) Cl.** **14-02**

(52) **U.S. Cl.**
USPC **D14/371**

(58) **Field of Classification Search**
USPC D14/371-375, 125-129, 336, 337;
341/12; 345/104, 156, 168, 173;
348/180, 184, 325, 739; 349/1, 2, 11,
349/62; 361/679.05-679.07,
361/679.21-679.23; D6/300, 308

See application file for complete search history.

(56) **References Cited**

U.S. PATENT DOCUMENTS

D531,179	S	*	10/2006	Yamashiro et al.	D14/375
D541,278	S	*	4/2007	Hsu et al.	D14/375
D603,862	S	*	11/2009	Skinner et al.	D14/337
D647,898	S	*	11/2011	Haller et al.	D14/336
2003/0189155	A1	*	10/2003	Serbinski et al.	248/371

* cited by examiner

Primary Examiner — Freda S Nunn

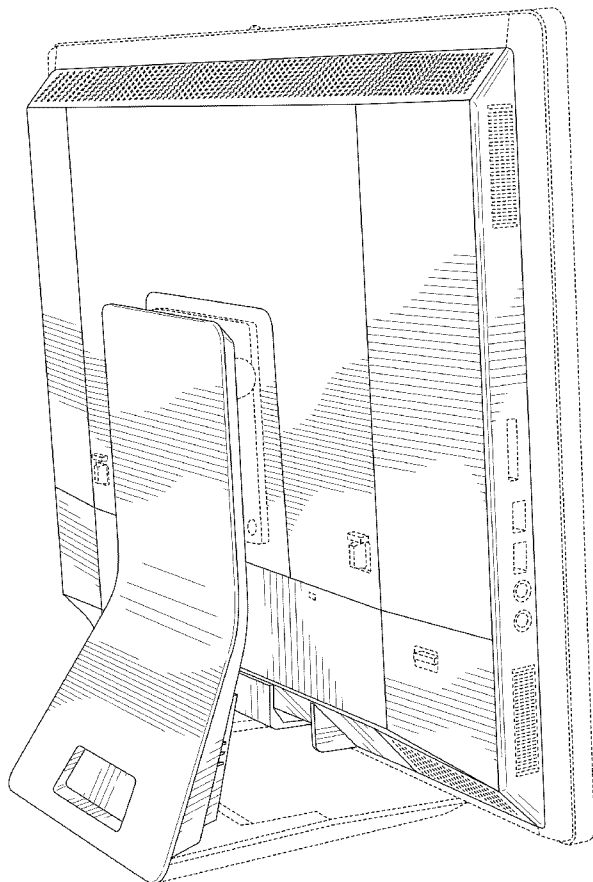
(57) **CLAIM**

We claim the ornamental design for a display, as shown and described.

DESCRIPTION

FIG. 1 is a rear perspective view of a display;
FIG. 2 is a left side view thereof;
FIG. 3 is a right side view thereof;
FIG. 4 is a front view thereof;
FIG. 5 is a rear view thereof;
FIG. 6 is a top view thereof; and,
FIG. 7 is a bottom view thereof.
Broken lines shown in the drawings illustrate portions of the display, and form no part of the claimed design.

1 Claim, 7 Drawing Sheets



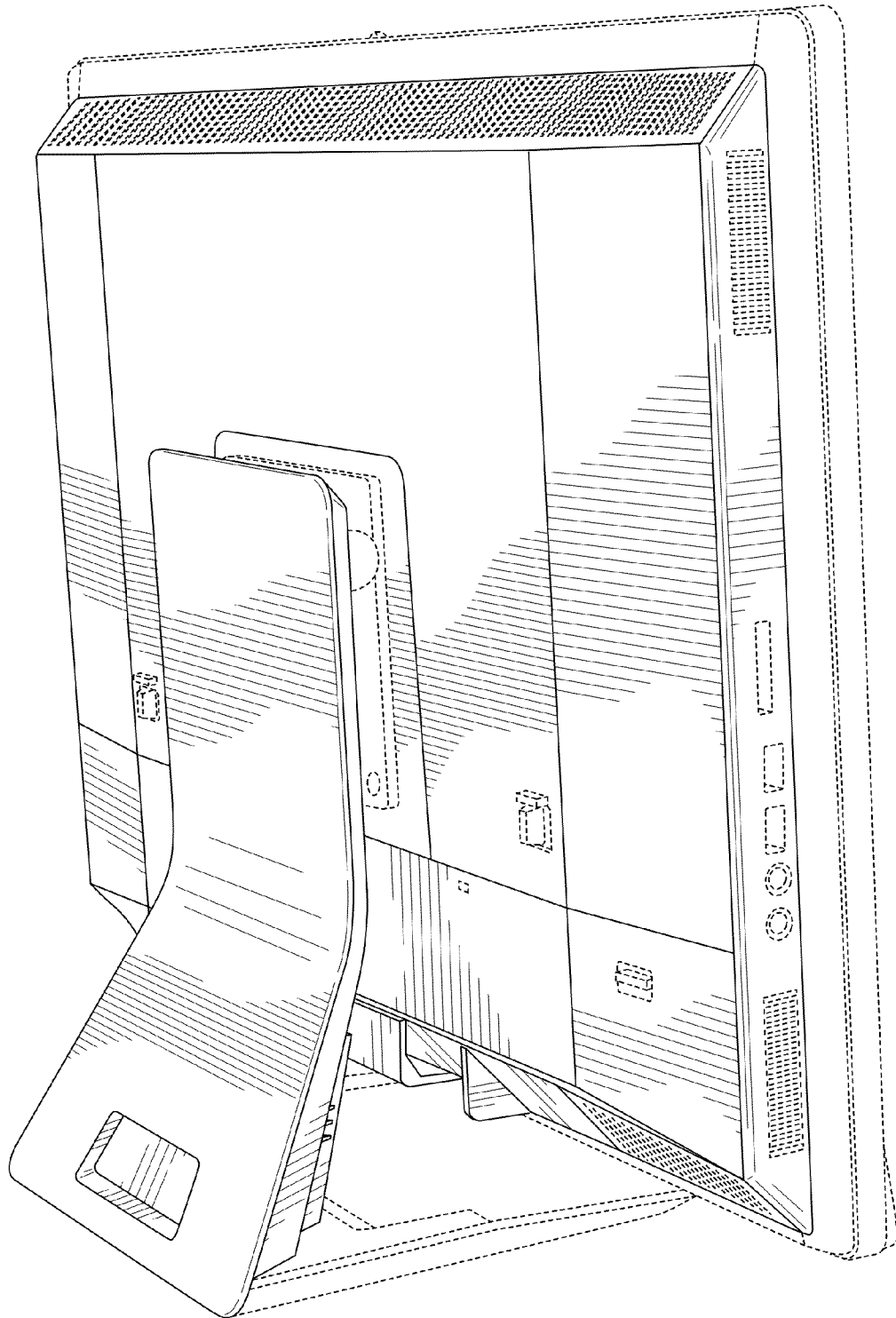


FIG. 1

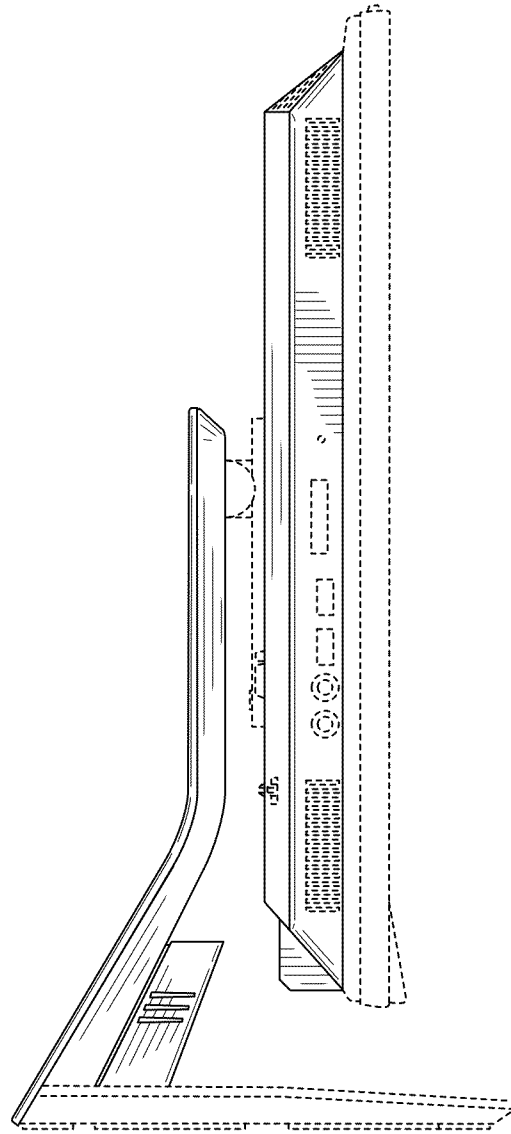


FIG. 2

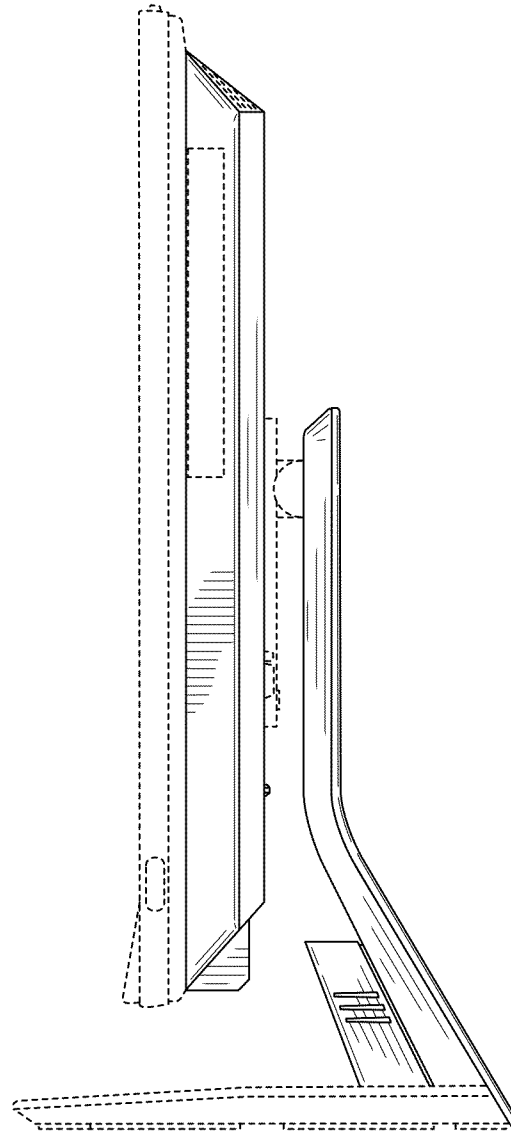


FIG. 3





FIG. 4

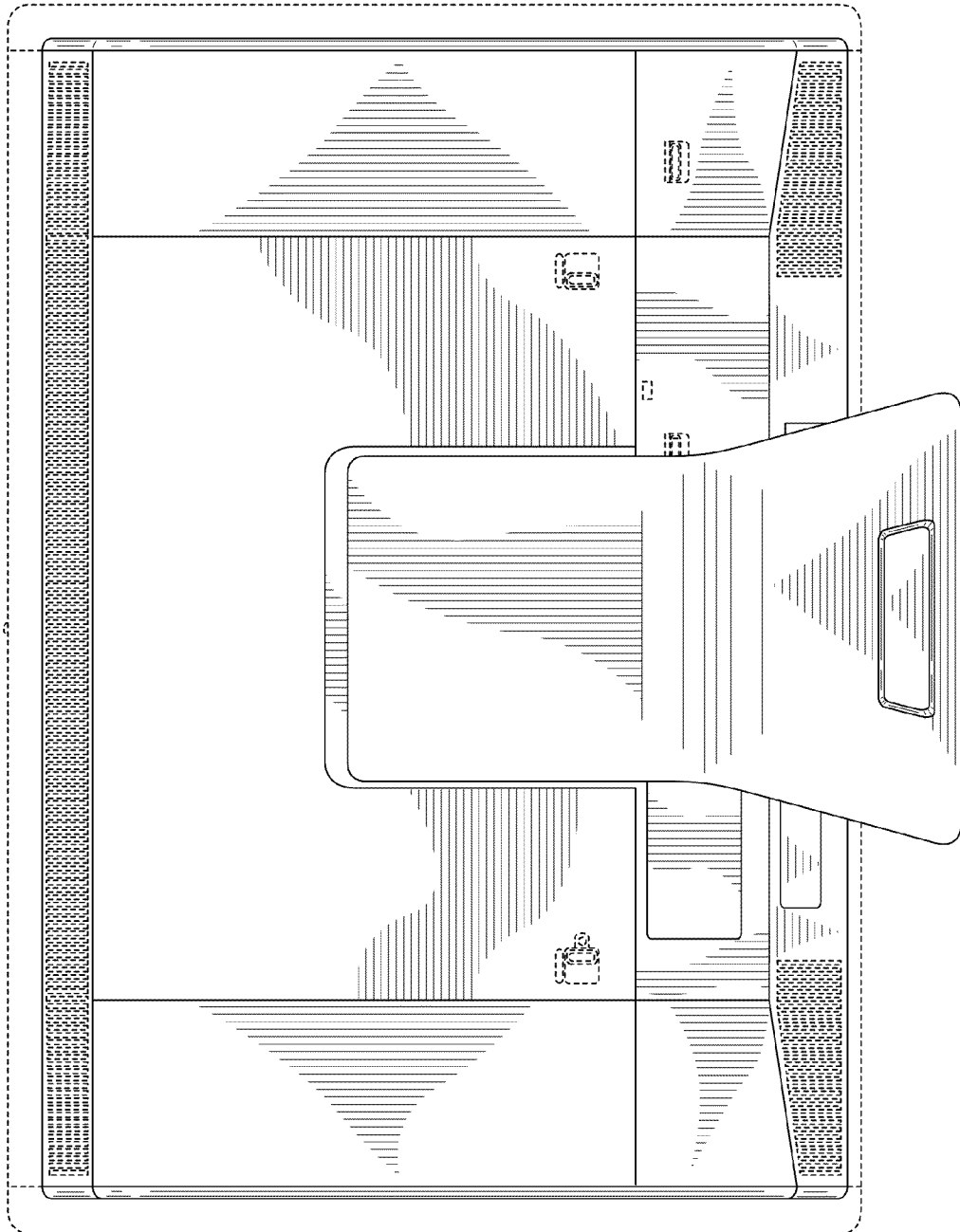


FIG. 5

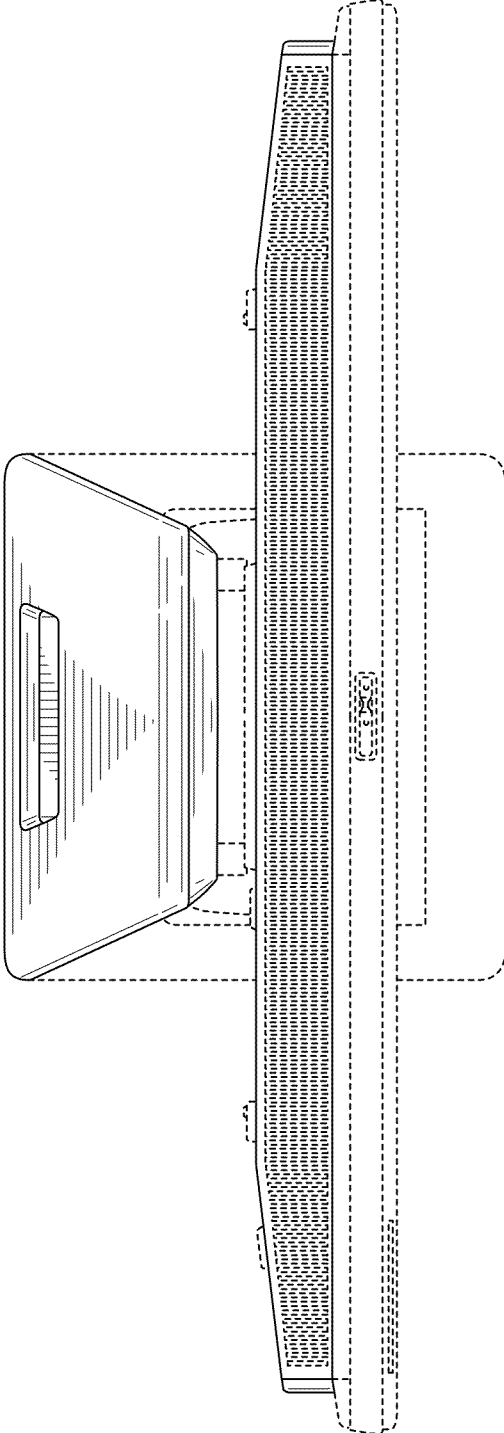


FIG. 6

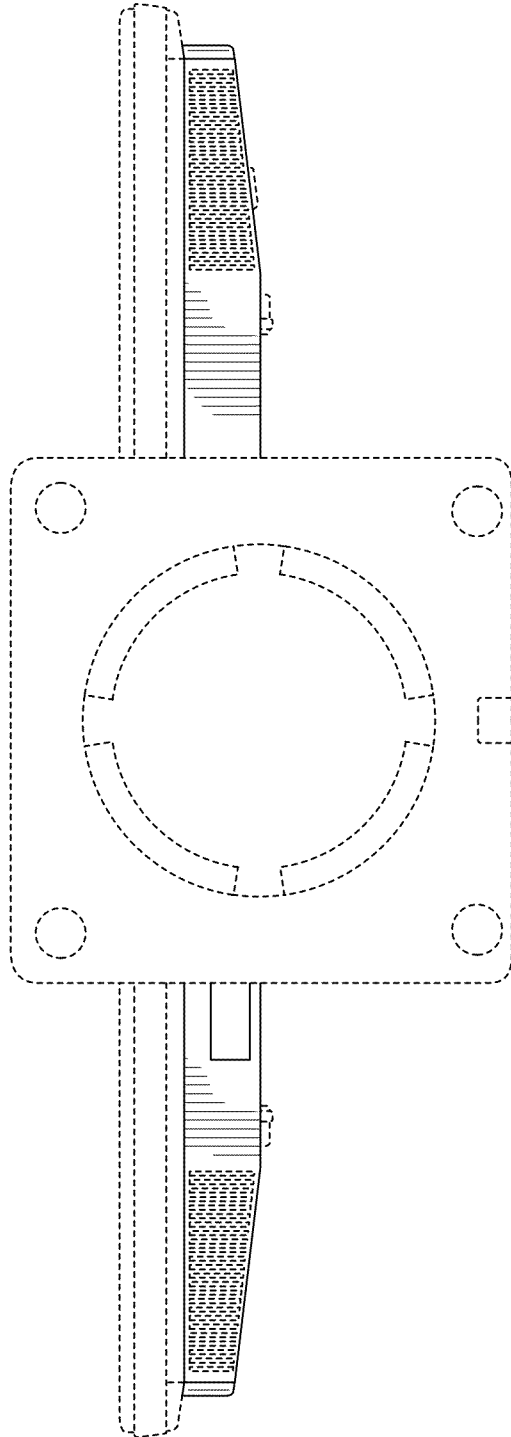


FIG. 7