



US00D812586S

(12) **United States Design Patent**  
**Zhu**

(10) **Patent No.:** **US D812,586 S**

(45) **Date of Patent:** **\*\* Mar. 13, 2018**

(54) **MOBILE PHONE**

D784,278 S \* 4/2017 Yoon ..... D14/138 AA  
D784,946 S \* 4/2017 Jun ..... D14/138 AA  
D787,466 S \* 5/2017 Nishikawa ..... D14/138 G

(Continued)

(71) Applicant: **ZTE CORPORATION**, Guangdong (CN)

*Primary Examiner* — George D Kirschbaum

(72) Inventor: **Siwei Zhu**, Guangdong (CN)

(74) *Attorney, Agent, or Firm* — Oppedahl Patent Law Firm LLC

(73) Assignee: **ZTE Corporation**, Shenzhen, Guangdong (CN)

(\*\*) Term: **15 Years**

(57) **CLAIM**

The ornamental design for a mobile phone, as shown and described.

(21) Appl. No.: **35/501,809**

(22) Filed: **Jul. 13, 2016**

**DESCRIPTION**

(80) **Hague Agreement Data**

Int. Filing Date: **Jul. 13, 2016**  
Int. Reg. No.: **DM/093007**  
Int. Reg. Date: **Jul. 13, 2016**  
Int. Reg. Pub. Date: **Oct. 28, 2016**

1.-2. Mobile Phone

- 1.1 : Perspective
- 1.2 : Front
- 1.3 : Back
- 1.4 : Left
- 1.5 : Right
- 1.6 : Top
- 1.7 : Bottom
- 1.8 : Perspective
- 2.1 : Perspective
- 2.2 : Front
- 2.3 : Back
- 2.4 : Left
- 2.5 : Right
- 2.6 : Top
- 2.7 : Bottom
- 2.8 : Perspective

(30) **Foreign Application Priority Data**

Mar. 9, 2016 (CN) ..... 2016 3 0065872  
Mar. 11, 2016 (CN) ..... 2016 3 0069252

(51) **LOC (11) Cl.** ..... **14-03**

(52) **U.S. Cl.**  
USPC ..... **D14/138 G**

(58) **Field of Classification Search**

USPC ..... D14/138 C, 138 G, 138 AA  
CPC ..... H04M 1/0202; H04M 1/0235; H04M 1/0237; H04M 1/0239; H04M 1/0266; H04M 1/0268; H04M 1/0295

See application file for complete search history.


Fig. 1.1 is a perspective view of a mobile phone showing a first embodiment of our new design; fig. 1.2 is a front view thereof; fig. 1.3 is a back view thereof; fig. 1.4 is a left side view thereof; fig. 1.5 is a right side view thereof; fig. 1.6 is a top view thereof; fig. 1.7 is a bottom view thereof; fig. 1.8 is another perspective view thereof; fig. 2.1 is a perspective view of a mobile phone showing a second embodiment of our new design; fig. 2.2 is a front view thereof; fig. 2.3 is a back view thereof; fig. 2.4 is a left side view thereof; fig. 2.5

(Continued)

(56) **References Cited**

**U.S. PATENT DOCUMENTS**

D732,513 S \* 6/2015 Ryu ..... D14/138 C  
D738,871 S \* 9/2015 Ryu ..... D14/138 C  
D782,435 S \* 3/2017 Yuan ..... D14/138 AA



is a right side view thereof; fig. 2.6 is a top view thereof; fig. 2.7 is a bottom view thereof; fig. 2.8 is another perspective view thereof.

**1 Claim, 16 Drawing Sheets**

(56)


**References Cited**

U.S. PATENT DOCUMENTS


D791,730	S	*	7/2017	Li	.....	D14/138	G
D792,366	S	*	7/2017	Zhang	.....	D14/138	G
D793,981	S	*	8/2017	Seo	.....	D14/138	G
D795,213	S	*	8/2017	Kim	.....	D14/138	G
D795,827	S	*	8/2017	Seo	.....	D14/138	G
D795,829	S	*	8/2017	Seo	.....	D14/138	G
D797,071	S	*	9/2017	Seo	.....	D14/138	G
D797,697	S	*	9/2017	Lee	.....	D14/138	G
D798,260	S	*	9/2017	Seo	.....	D14/138	G

\* cited by examiner


1.1




1.2




1.3




1.4



1.5



**1.6**

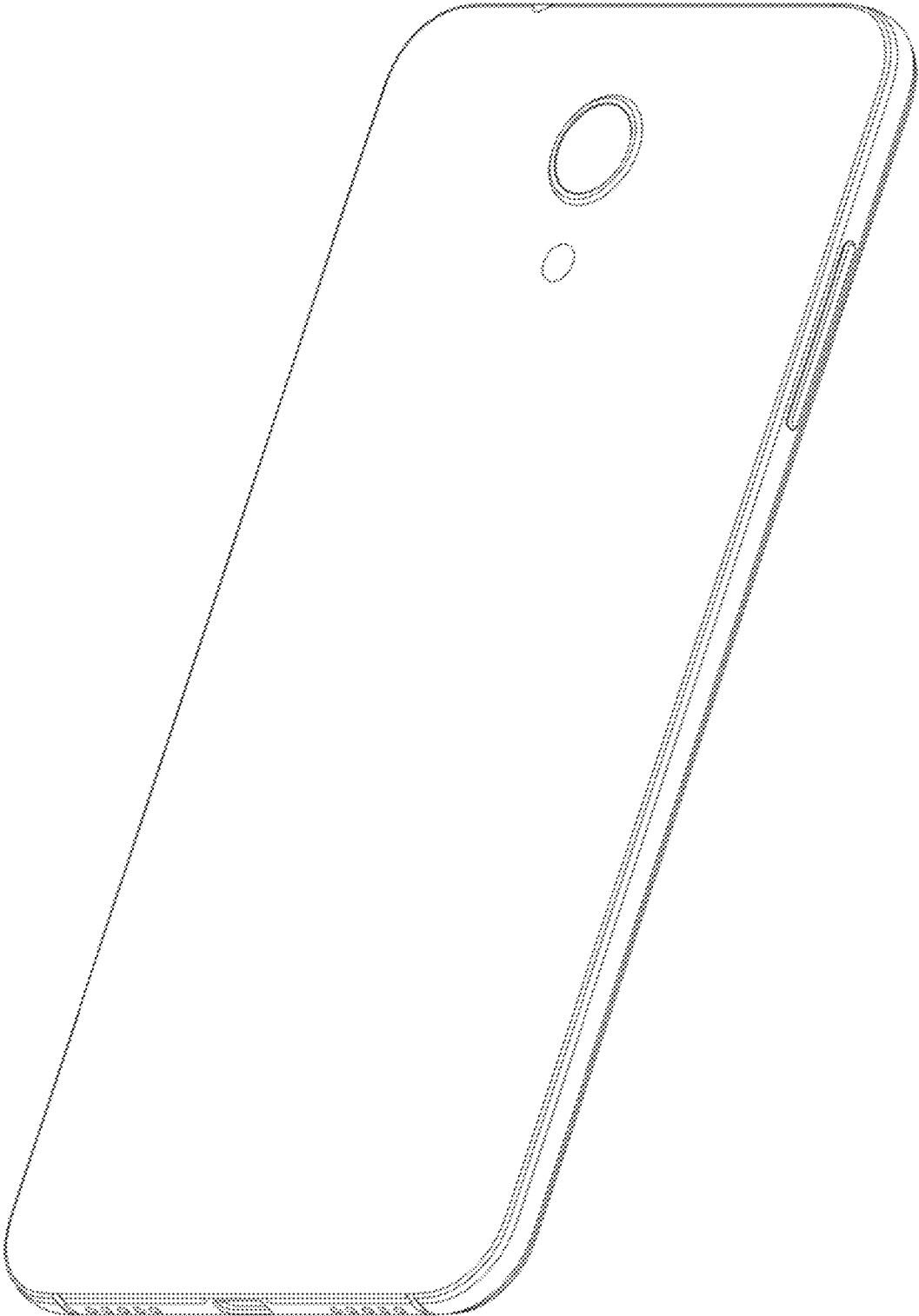





1.7




1.8




2.1




2.2



2.3




2.4



2.5



2.6





2.7



2.8

