



US00D663891S

(12) **United States Design Patent**
Cohen Harel

(10) **Patent No.:** **US D663,891 S**

(45) **Date of Patent:** **** Jul. 17, 2012**

(54) **LIGHTER**

(76) Inventor: **Yigal Cohen Harel**, Sunrise, FL (US)

(**) Term: **14 Years**

(21) Appl. No.: **29/415,753**

(22) Filed: **Mar. 14, 2012**

(30) **Foreign Application Priority Data**

Oct. 6, 2011 (EM) 001928128-0006

(51) **LOC (9) Cl.** **27-05**

(52) **U.S. Cl.** **D27/157**

(58) **Field of Classification Search** D27/162,
D27/184, 194, 157, 156, 155, 154, 141, 142,
D27/143, 159, 161, 158, 160, 105, 104, 172,
D27/129, 102, 103, 127, 128, 136, 137, 138,
D27/139, 144, 180; 131/173, 70, 237, 235.1,
131/185, 280, 282, 283, 27.1, 56, 57, 58,
131/231, 234, 240.1, 256; 431/153; 248/230.8,
248/558, 309.1; D6/417; D7/416; D8/395,
D8/394

See application file for complete search history.

(56) **References Cited**

U.S. PATENT DOCUMENTS

D202,121 S * 8/1965 Rappoport D27/154
D284,113 S * 6/1986 Wassmann D27/159

D413,180 S *	8/1999	Maruyama	D27/141
D447,275 S *	8/2001	Coquerel	D27/158
D451,635 S *	12/2001	Smith	D27/143
D468,859 S *	1/2003	Cohen Harel	D27/141
D477,893 S *	7/2003	Cohen Harel	D27/157
D485,938 S *	1/2004	Smith	D27/157
D494,707 S *	8/2004	Fontaine	D27/141
D498,330 S *	11/2004	Koike	D27/157
D538,972 S *	3/2007	Smith	D27/157
D551,799 S *	9/2007	Smith	D27/155
D553,290 S *	10/2007	Smith	D27/143
D605,350 S *	12/2009	Smith	D27/154

* cited by examiner

Primary Examiner — Kevin Rudzinski

(74) *Attorney, Agent, or Firm* — Cowan, Liebowitz & Latman, P.C.; Mark Montague, Esq.

(57) **CLAIM**

The ornamental design for a lighter, as shown.

DESCRIPTION

FIG. 1 is a front perspective view of the lighter of the present invention;

FIG. 2 is a rear perspective view thereof;

FIG. 3 is a top plan view thereof;

FIG. 4 is a bottom plan view thereof;

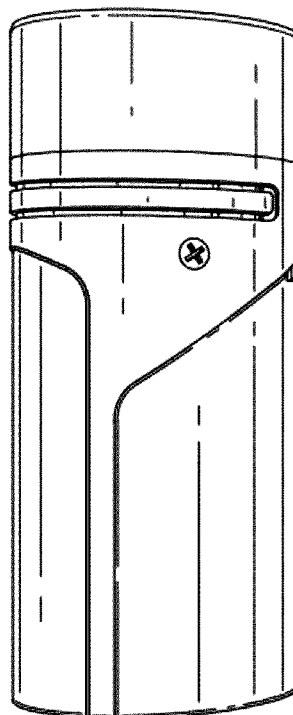
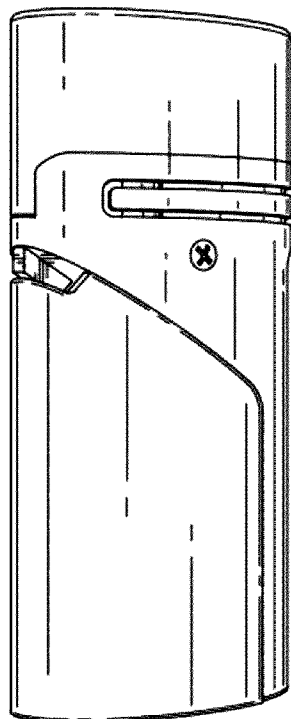
FIG. 5 is a rear elevational view thereof;

FIG. 6 is a front elevational view thereof;

FIG. 7 is a right side elevational view thereof; and,

FIG. 8 is a left side elevational view thereof.

1 Claim, 2 Drawing Sheets



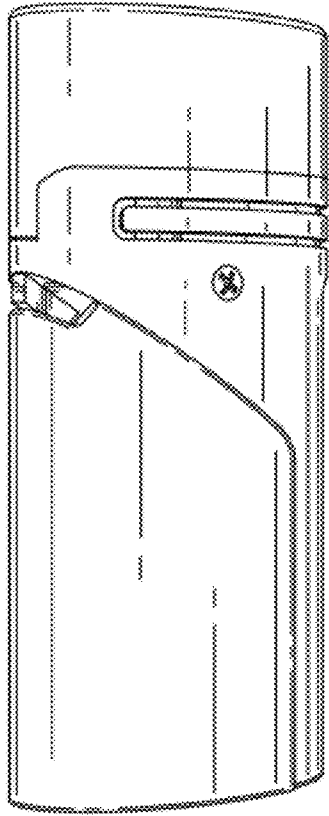


FIG. 1

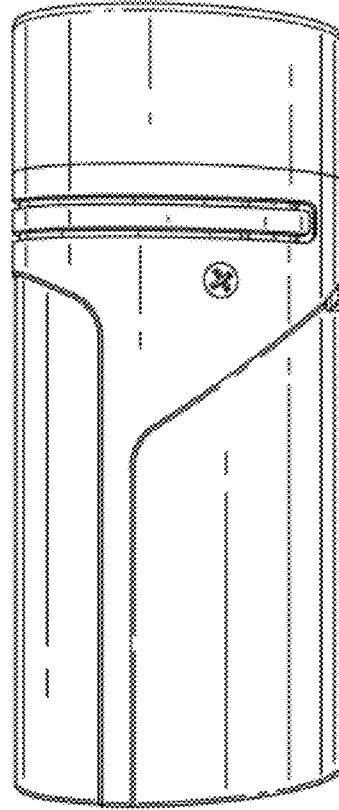


FIG. 2




FIG. 3

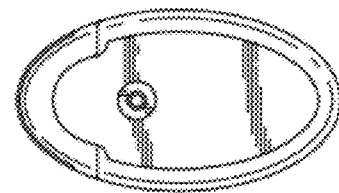


FIG. 4

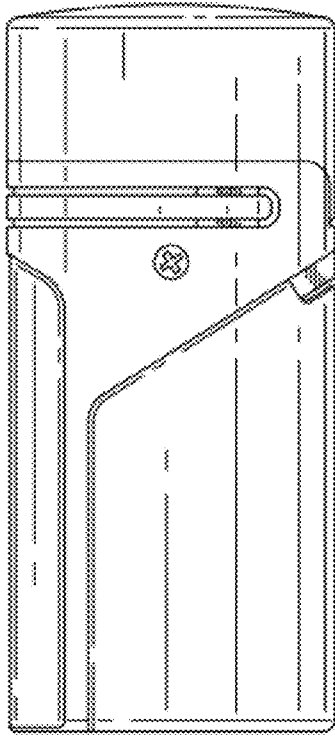


FIG. 5

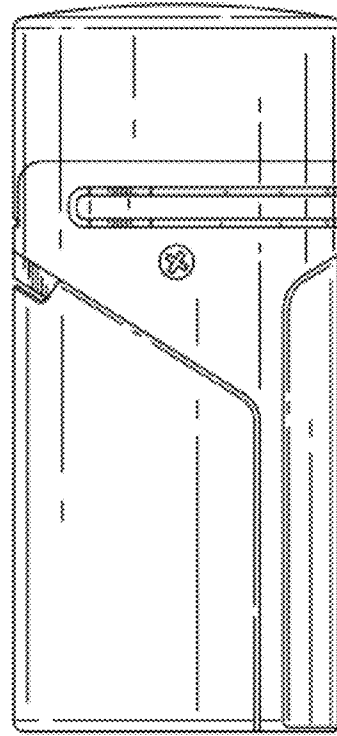


FIG. 6

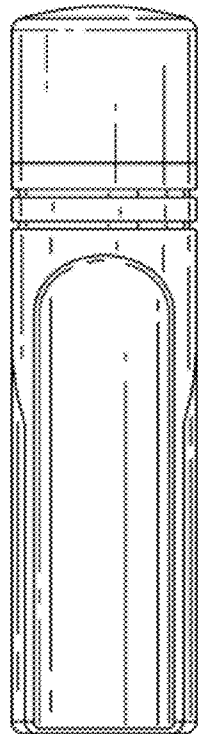


FIG. 7

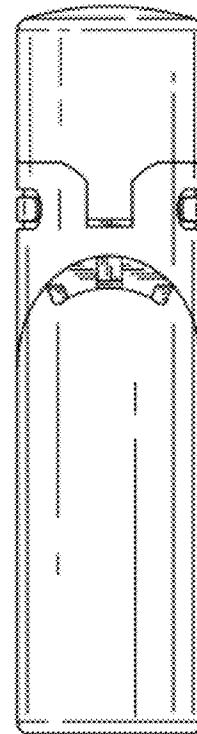


FIG. 8