



US00D759948S

(12) **United States Design Patent**
Sassi

(10) **Patent No.:** **US D759,948 S**

(45) **Date of Patent:** **** Jun. 28, 2016**

- (54) **SHOE**
- (71) Applicant: **VALENTINO S.p.A.**, Milan (IT)
- (72) Inventor: **Stefano Sassi**, Milan (IT)
- (73) Assignee: **VALENTINO, S.p.A.**, Milan (IT)
- (**) Term: **14 Years**
- (21) Appl. No.: **29/512,793**
- (22) Filed: **Dec. 23, 2014**
- (30) **Foreign Application Priority Data**
Dec. 17, 2014 (WO) 860051001
- (51) **LOC (10) Cl.** **02-04**
- (52) **U.S. Cl.**
USPC **D2/902; D2/944**
- (58) **Field of Classification Search**
USPC D2/896, 902, 907, 908, 943, 944, 947,
D2/953, 960, 969, 972
CPC A43B 5/00; A43B 5/001; A43B 5/002;
A43B 5/003; A43B 5/007; A43B 5/008;
A43B 5/02; A43B 5/025; A43B 5/06; A43B
5/08; A43B 5/10; A43B 5/12; A43B 5/14
See application file for complete search history.

5,109,613	A *	5/1992	Van Dyke	A43B 7/20
					36/114
D337,422	S *	7/1993	Leake	D2/902
D350,013	S *	8/1994	Gitelman	D2/902
D382,690	S *	8/1997	Hirahata	D2/902
5,819,439	A *	10/1998	Sanchez	A43B 5/00
					36/50.1
D492,097	S *	6/2004	Magro	D2/902
7,444,768	B2 *	11/2008	Friton	A43B 23/26
					36/50.1
D591,031	S *	4/2009	Cofinco	D2/902
D611,230	S *	3/2010	Choi	D2/902
D611,240	S *	3/2010	Choi	D2/902
D613,042	S *	4/2010	Andreassen	D2/902
D634,918	S *	3/2011	Katz	D2/902
D635,748	S *	4/2011	Katz	D2/902
D641,546	S *	7/2011	Choi	D2/902
D641,963	S *	7/2011	Choi	D2/902
D656,715	S *	4/2012	Katz	D2/902
D665,562	S *	8/2012	Di Nucci	D2/902
D701,680	S *	4/2014	Della Valle	D2/902
D702,024	S *	4/2014	Della Valle	D2/902
D702,423	S *	4/2014	Della Valle	D2/902
D719,725	S *	12/2014	Katz	D2/902
D737,552	S *	9/2015	Guichot	D2/908

* cited by examiner

Primary Examiner — Elizabeth J Oswecki
(74) *Attorney, Agent, or Firm* — Thomas I Horstemeyer, LLP

(57) **CLAIM**
The ornamental design for a shoe, as shown and described.


DESCRIPTION

FIG. 1 is a perspective view of a shoe showing my new design; FIG. 2 is a front elevational view thereof; FIG. 3 is a rear elevational view thereof; FIG. 4 is a side elevational view thereof; FIG. 5 is an opposite side elevational view thereof; FIG. 6 is a top plan view thereof; and, FIG. 7 is a bottom plan view thereof. The broken lines shown on the shoe represent thread stitching.

1 Claim, 7 Drawing Sheets

(56) **References Cited**
U.S. PATENT DOCUMENTS

3,613,273	A *	10/1971	Marquis	A43B 5/00
					36/113
4,366,634	A *	1/1983	Giese	A43B 5/00
					36/114
4,411,077	A *	10/1983	Slavitt	A43B 5/00
					36/114
D281,926	S *	12/1985	Hill	D2/902
4,577,419	A *	3/1986	Chassaing	A43B 5/00
					36/114
D283,463	S *	4/1986	Chassaing	D2/902
4,621,648	A *	11/1986	Ivany	A43B 5/00
					36/89






FIG. 1

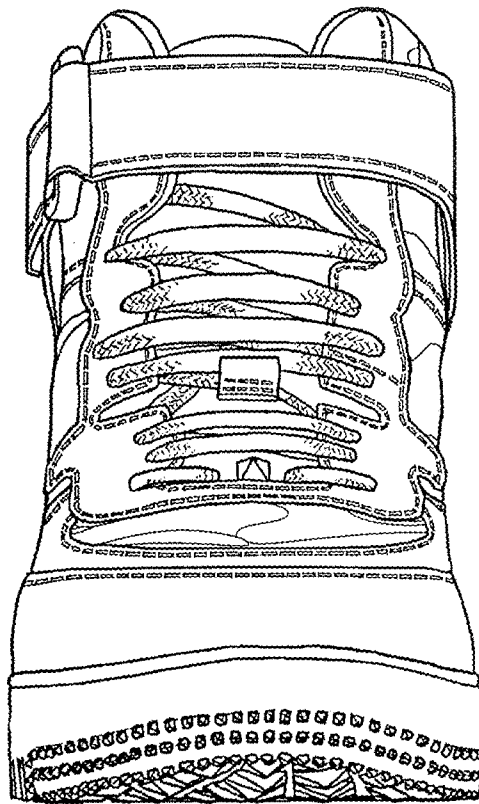


FIG. 2

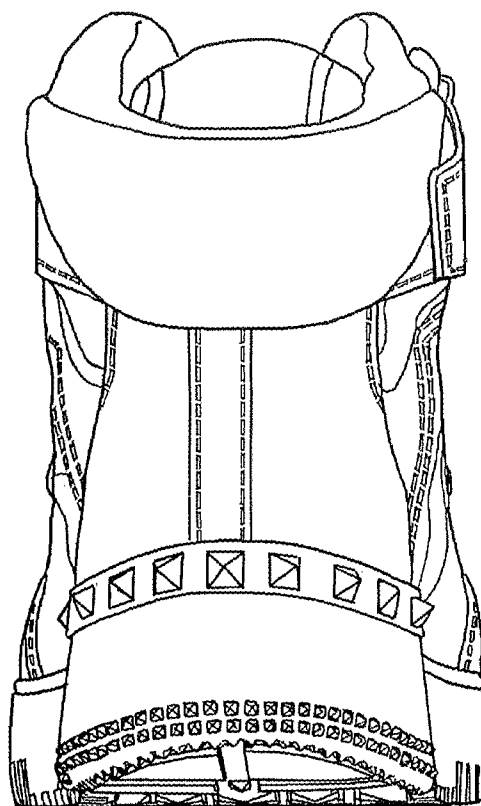


FIG. 3




FIG. 4




FIG. 5

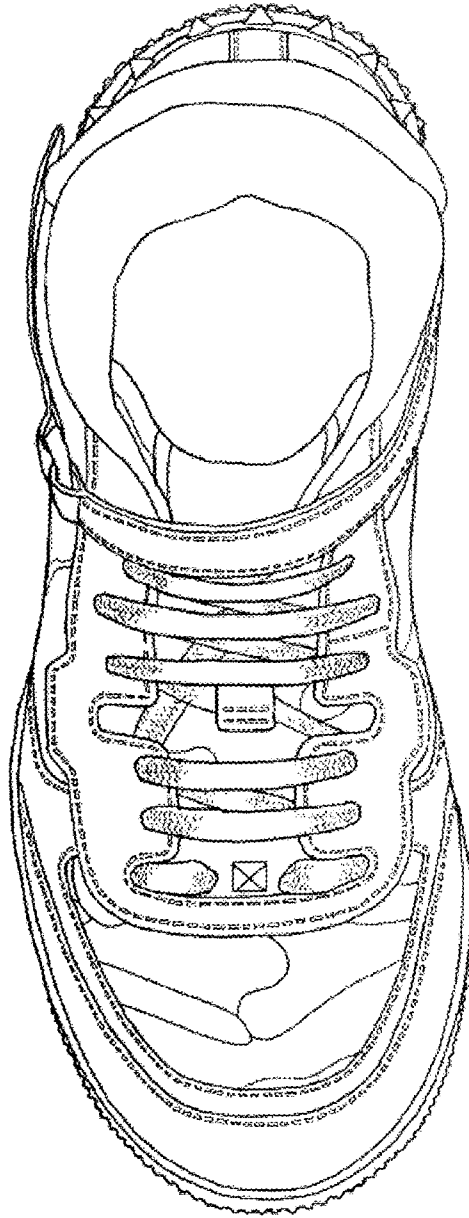


FIG. 6

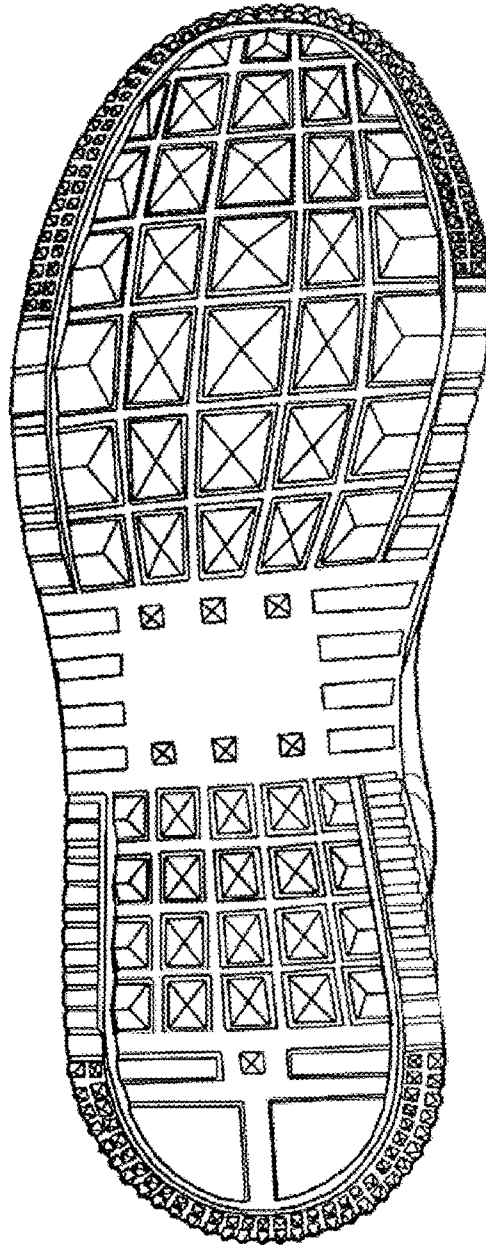


FIG. 7