



US00D797895S

(12) **United States Design Patent**  
**Schaubach**

(10) **Patent No.:** **US D797,895 S**

(45) **Date of Patent:** **\*\* Sep. 19, 2017**

(54) **FAUCET**

(71) Applicant: **Spectrum Brands, Inc.**, Middleton, WI (US)

(72) Inventor: **Lauren Schaubach**, Costa Mesa, CA (US)

(73) Assignee: **Spectrum Brands, Inc.**, Middleton, WI (US)

(\*\*) Term: **15 Years**

(21) Appl. No.: **29/561,361**

(22) Filed: **Apr. 15, 2016**

(51) **LOC (10) Cl.** ..... **23-01**

(52) **U.S. Cl.**

USPC ..... **D23/252**

(58) **Field of Classification Search**

USPC ..... D23/238-243, 249, 255, 257  
CPC . E03C 1/00; E03C 1/04; E03C 1/0401; E03C 1/0402; E03C 1/0404; E03C 1/02; E03C 1/021; E03C 1/0403; F16K 27/06; F16K 27/067; F16K 27/0657

See application file for complete search history.

(56) **References Cited**

**U.S. PATENT DOCUMENTS**

D365,142 S	12/1995	Hill et al.	
D464,714 S	10/2002	Lord	
D497,198 S	10/2004	Painter et al.	
D512,132 S	11/2005	Spangler	
D521,612 S *	5/2006	Fritz	..... D23/255
D524,416 S	7/2006	Haug et al.	

D526,053 S	8/2006	Schaffeld et al.	
D527,795 S	9/2006	Haug et al.	
D540,910 S	4/2007	Blomstrom	
D567,907 S	4/2008	Kohler, Jr. et al.	
D581,025 S *	11/2008	Schonherr	..... D23/255
D586,881 S	2/2009	Lammel et al.	
D607,978 S	1/2010	Williams	
D644,300 S	8/2011	Yokoyama et al.	
D658,272 S *	4/2012	McClure	..... D23/255
D667,086 S	9/2012	Kwok	
D687,126 S	7/2013	Romero et al.	
D713,942 S	9/2014	Potter et al.	
D715,408 S	10/2014	Georgeson et al.	
D720,834 S	1/2015	Sedwick	
D739,504 S *	9/2015	Standefer	..... D23/255

\* cited by examiner

*Primary Examiner* — Robert Delehanty

(74) *Attorney, Agent, or Firm* — Banner & Witcoff, Ltd.


(57) **CLAIM**

The ornamental design for a faucet, as shown and described.

**DESCRIPTION**


FIG. 1 is a front perspective view of a faucet showing my new design;  
FIG. 2 is a left side view thereof;  
FIG. 3 is a right side view thereof;  
FIG. 4 is a front view thereof;  
FIG. 5 is a rear view thereof; and,  
FIG. 6 is a top view thereof.  
The broken line showing of the spout opening of the faucet in FIG. 4 is for environmental purposes only and forms no part of the claimed design.

**1 Claim, 6 Drawing Sheets**







**FIG. 1**



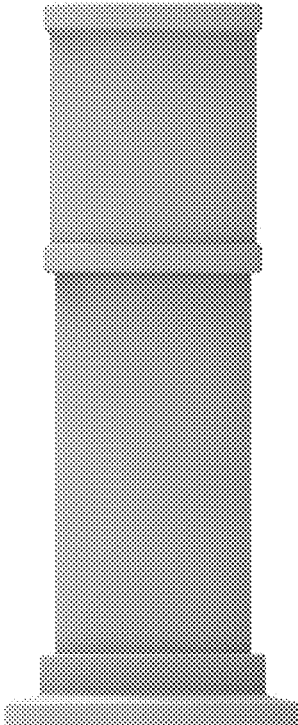
**FIG. 2**



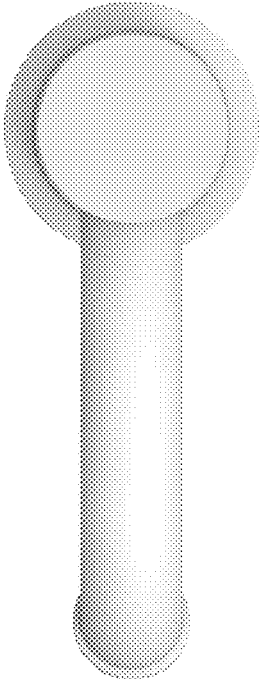
**FIG. 3**



**FIG. 4**



**FIG. 5**



**FIG. 6**