

[54] **C-CLAMP**  
[76] Inventor: **William D. Little, P.O. Box 20211,  
Dallas, Tex. 75220**  
[\*\*] Term: **14 Years**  
[21] Appl. No.: **286,384**  
[22] Filed: **Jul. 24, 1981**

[51] Int. Cl. .... **D8-05**  
[52] U.S. Cl. .... **D8/73**  
[58] Field of Search ..... **D8/71-73;  
269/249**

[56] **References Cited**  
**U.S. PATENT DOCUMENTS**  
2,756,789 7/1956 Kraus et al. .... 269/249 X

3,052,462 9/1962 Butler ..... 269/249  
3,997,152 12/1976 Sass et al. .... 269/249  
4,074,899 2/1978 Hochstetler ..... 269/249

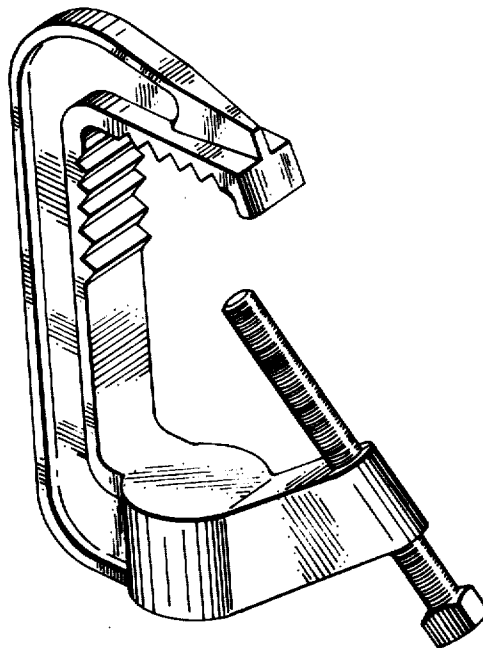
*Primary Examiner*—Catherine E. Kemper  
*Attorney, Agent, or Firm*—Dennis T. Griggs

[57] **CLAIM**

The ornamental design for a C-clamp, as shown and described.

**DESCRIPTION**

FIG. 1 is a perspective view of a C-clamp showing my new design;  
FIG. 2 is a left side elevation view;  
FIG. 3 is a front elevation view;  
FIG. 4 is a rear elevation view;  
FIG. 5 is a top plan view; and,  
FIG. 6 is a bottom plan view thereof.



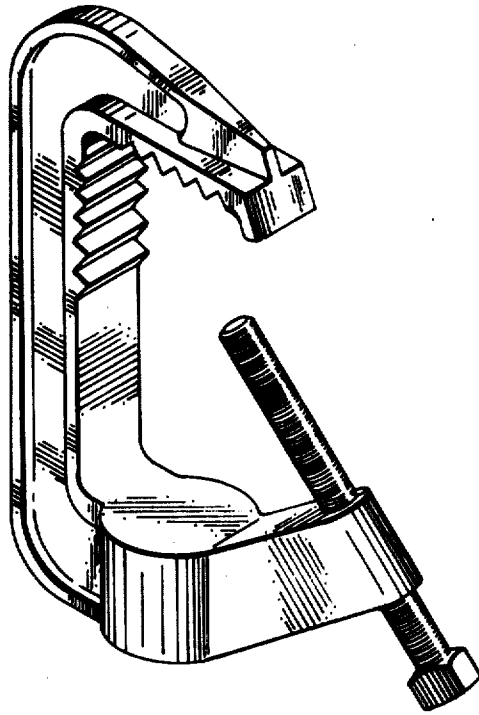


FIG. 1

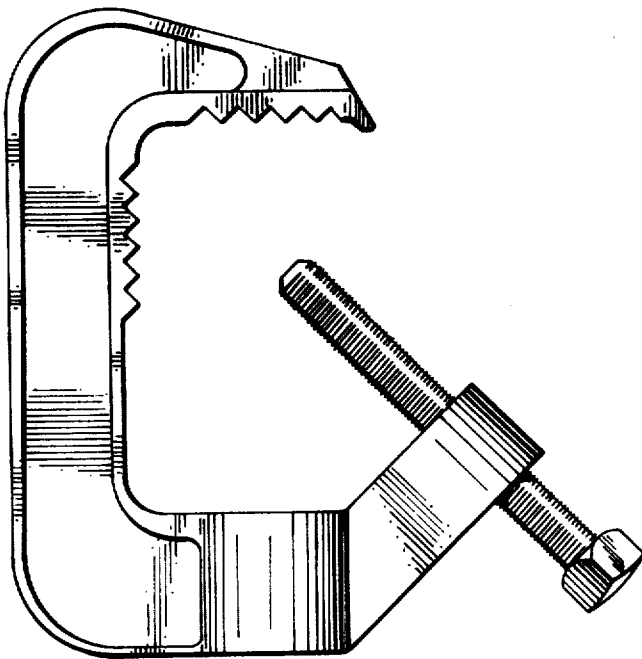


FIG. 2

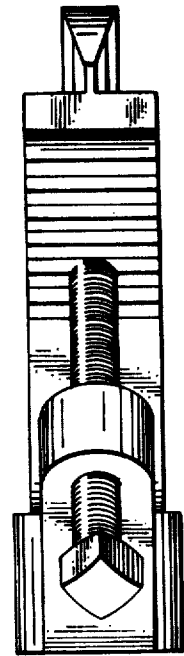
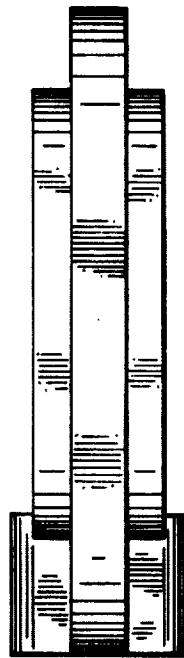
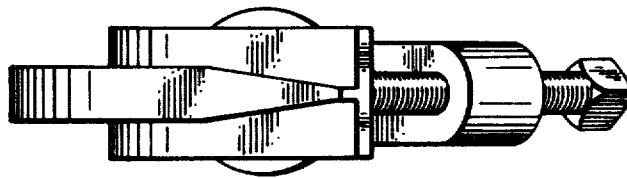


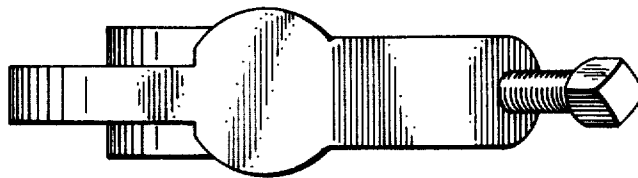
FIG. 3



**FIG. 4**



**FIG. 5**



**FIG. 6**