



US00D689459S

(12) **United States Design Patent**
Park et al.

(10) **Patent No.:** **US D689,459 S**

(45) **Date of Patent:** **** Sep. 10, 2013**

(54) **WIRELESS SOUND TRANSMITTER**

(75) Inventors: **Mun-Jun Park**, Changwon (KR);
Mi-Jung Moon, Changwon (KR);
Joo-Bok Kim, Changwon (KR)

(73) Assignee: **Samsung Techwin Co., Ltd.**, Changwon (KR)

(**) Term: **14 Years**

(21) Appl. No.: **29/423,101**

(22) Filed: **May 29, 2012**

(30) **Foreign Application Priority Data**

Nov. 30, 2011 (KR) 30-2011-0050753

(51) **LOC (9) Cl.** **14-03**

(52) **U.S. Cl.**
USPC **D14/159**

(58) **Field of Classification Search**
USPC D14/167, 154, 168, 188, 496, 156,
D14/160, 161, 162, 163, 164, 165, 158, 253,
D14/192, 159, 155, 138 AB, 137, 104.1;
455/351, 350, 353; D10/104, 106, 65, 78;
340/573.4, 573.1

See application file for complete search history.

(56) **References Cited**

U.S. PATENT DOCUMENTS

D321,882 S * 11/1991 Huei D14/196
D394,652 S * 5/1998 Greger D14/137
D398,303 S * 9/1998 Greger D14/137

D424,561 S * 5/2000 Heath D14/159
D430,052 S * 8/2000 Nowak D10/104.1
D430,546 S * 9/2000 Gibson D14/137
D538,245 S * 3/2007 Heath D14/137
D539,252 S * 3/2007 Heath D14/137
D579,912 S * 11/2008 Lamason D14/159
D648,702 S * 11/2011 Yamazaki et al. D14/159
D649,135 S * 11/2011 Hocherman et al. D14/159
D666,576 S * 9/2012 Marsh D14/159

* cited by examiner

Primary Examiner — Austin Murphy

(74) *Attorney, Agent, or Firm* — Sughrue Mion, PLLC

(57) **CLAIM**

We claim the ornamental design of a wireless sound transmitter, as shown and described below.

DESCRIPTION

FIG. 1 is a perspective view of a wireless sound transmitter showing my new design;

FIG. 2 is a front elevational view of the wireless sound transmitter;

FIG. 3 is a rear elevational view of the wireless sound transmitter;

FIG. 4 is a left side elevational view of the wireless sound transmitter;

FIG. 5 is a right side elevational view of the wireless sound transmitter;

FIG. 6 is a plan view of the wireless sound transmitter;

FIG. 7 is a bottom view of the wireless sound transmitter; and,

FIG. 8 is a reference view of the wireless sound transmitter.

1 Claim, 7 Drawing Sheets

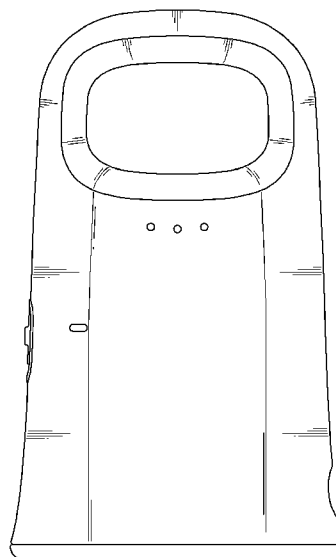
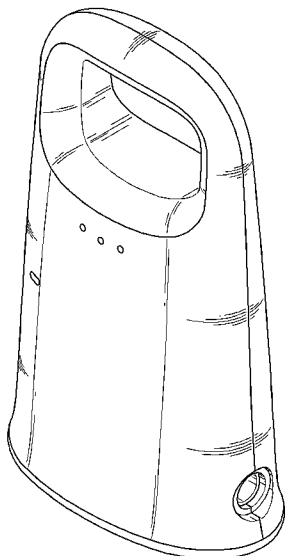


FIG. 1

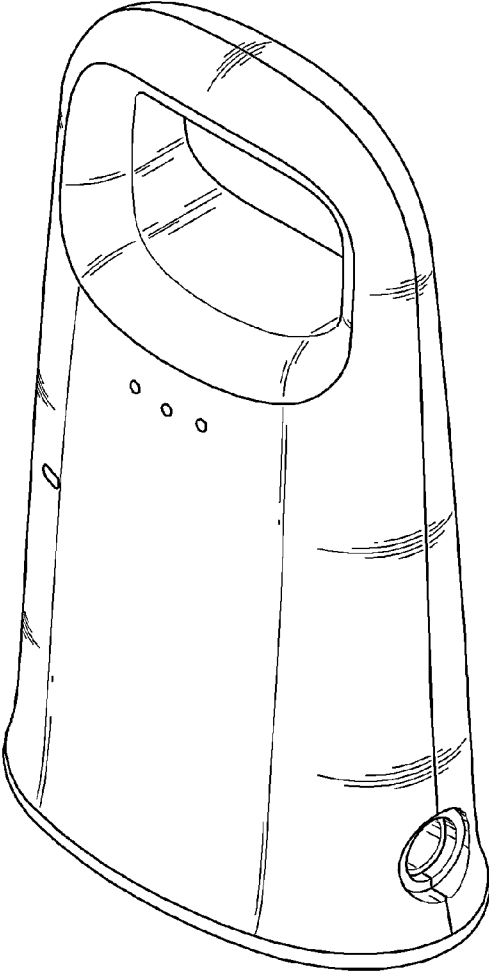


FIG. 2

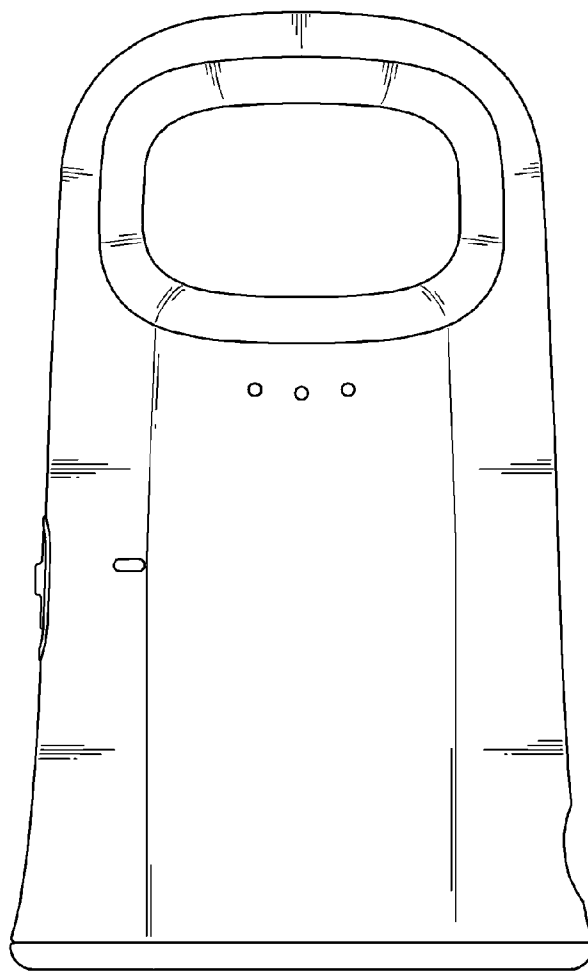


FIG. 3

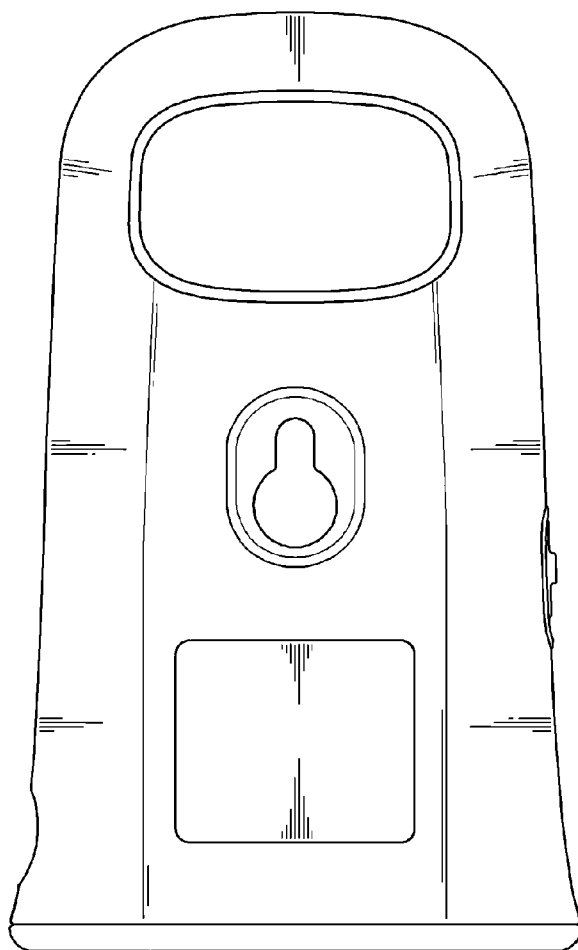


FIG. 4

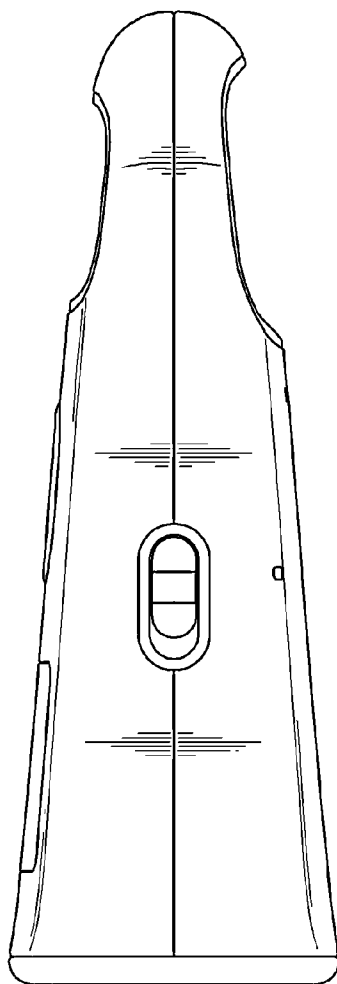


FIG. 5

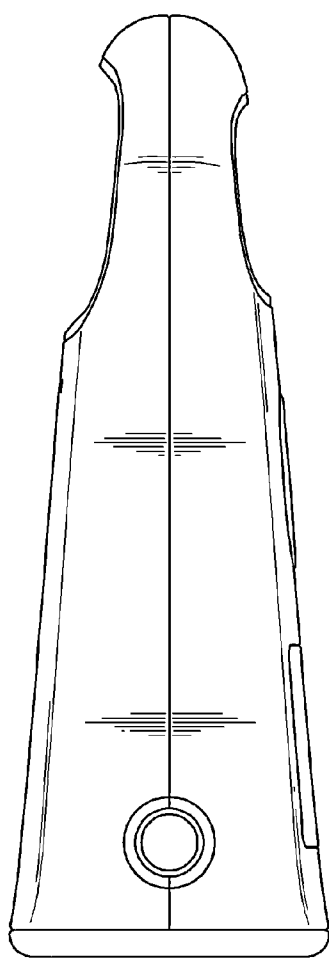


FIG. 6

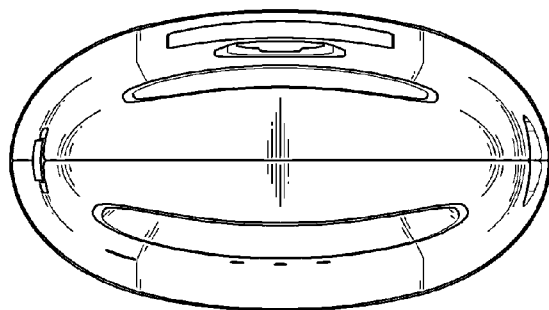


FIG. 7

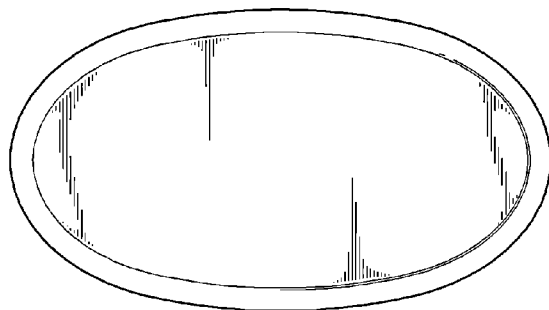


FIG. 8

