



US00D416254S

United States Patent [19]
Wild

[11] **Patent Number: Des. 416,254**

[45] **Date of Patent: ** Nov. 9, 1999**

[54] **TELEPHONE HANDSET HOUSING**

[75] Inventor: **Simon James Wild**, Shipley, United Kingdom

[73] Assignee: **Vtech Communications, Ltd.**, The Hong Kong Special Administrative Region of the People's Republic of China

[**] Term: **14 Years**

[21] Appl. No.: **29/098,813**

[22] Filed: **Jan. 6, 1999**

[51] **LOC (6) Cl.** **14-03**

[52] **U.S. Cl.** **D14/138; D14/147**

[58] **Field of Search** D14/137, 138, D14/147-148, 247-248, 250, 240, 140-142; D18/7; 379/433, 434, 419, 420, 428, 440; 455/550-575, 90

[56] **References Cited**

U.S. PATENT DOCUMENTS

- D. 240,736 7/1976 Pemberton D18/7
- D. 301,034 5/1989 Fujita et al. D14/138

- D. 335,892 5/1993 Onumata D18/7
- D. 371,360 7/1996 Mahan et al. D14/147
- D. 386,175 11/1997 Nagele et al. D14/138
- D. 391,567 3/1998 Nagele et al. D14/138
- D. 393,857 4/1998 Park D14/138
- D. 396,464 7/1998 Bradford D14/138
- D. 400,526 11/1998 Lindeman et al. D14/138
- D. 403,317 12/1998 Waldner D14/138

Primary Examiner—Jeffrey Asch
Attorney, Agent, or Firm—Dick and Harris

[57] **CLAIM**

The ornamental design for a telephone handset housing, as described and shown.

DESCRIPTION

FIG. 1 is a top perspective view showing the telephone handset housing of my new ornamental design; FIG. 2 is a front elevation thereof; FIG. 3 is a rear elevation thereof; FIG. 4 is a left side elevation thereof; FIG. 5 is a right side elevation thereof; FIG. 6 is a top view thereof; and, FIG. 7 is a bottom view thereof.

1 Claim, 1 Drawing Sheet



Fig 1

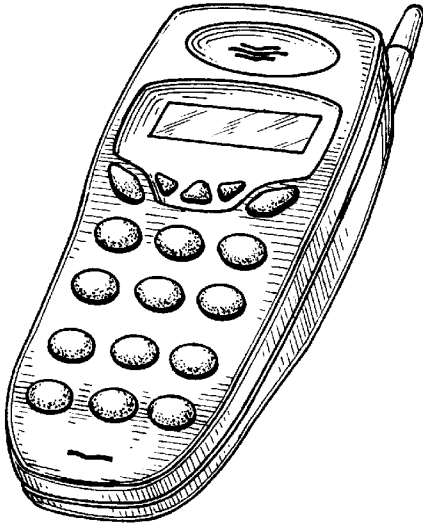


Fig 2




Fig 3




Fig 4




Fig 5

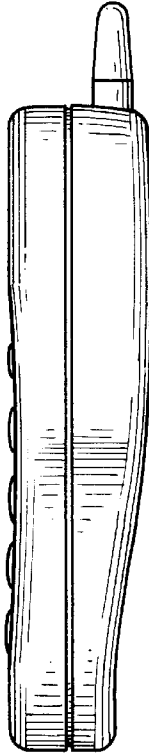


Fig 6




Fig 7

