



US00D540153S

(12) **United States Design Patent**  
**Tanaka et al.**

(10) **Patent No.:** **US D540,153 S**

(45) **Date of Patent:** **\*\* Apr. 10, 2007**

- (54) **RETAINING RING FOR A SHAFT**
- (75) Inventors: **Kouichi Tanaka**, Nagoya (JP);  
**Yoshichika Tanaka**, Nagoya (JP)
- (73) Assignee: **Chubu Bearing Kabushikikaisha**,  
Nagoya-shi, Aichi-ken (JP)
- (\*\*) Term: **14 Years**

5,127,764 A 7/1992 Baer  
 5,197,841 A \* 3/1993 Tanaka ..... 411/522  
 D487,390 S 3/2004 Tanaka et al.

**OTHER PUBLICATIONS**

U.S. Appl. No. 29/210,103, Applicant: Tanaka, et al.; filed Jul. 27, 2004 entitled Retaining Ring for Shaft.

\* cited by examiner

*Primary Examiner*—Holly H. Baynham

(74) *Attorney, Agent, or Firm*—Flynn, Thiel, Boutell & Tanis, P.C.

- (21) Appl. No.: **29/226,775**
- (22) Filed: **Apr. 1, 2005**

- (51) **LOC (8) Cl.** ..... **08-05**
- (52) **U.S. Cl.** ..... **D8/354**
- (58) **Field of Classification Search** ..... D8/354;  
411/517, 520, 532; 24/16 R; 403/316  
See application file for complete search history.

(57) **CLAIM**

An ornamental design for a retaining ring for a shaft, as shown and described in the attached drawings.

**DESCRIPTION**

FIG. 1 is a front view of the retaining ring for a shaft embodying my design, the rear view being a mirror image thereof;

FIG. 2 is a top plan view thereof;

FIG. 3 is a bottom view thereof;

FIG. 4 is a left side view, the right side view being a mirror image thereof;

FIG. 5 is an isometric view thereof; and,

FIG. 6 is a front view showing the condition of the retaining ring mounted to a shaft.

The broken line showing of pipe is for illustrative purposes and forms no part of the claimed design.

(56) **References Cited**

**U.S. PATENT DOCUMENTS**

1,915,640 A	6/1933	Alsaker	
2,026,454 A	12/1935	Benzing	
2,411,761 A	11/1946	Stolberg	
2,487,803 A	11/1949	Heimann	
2,595,787 A	5/1952	Heimann	
2,755,698 A	7/1956	Wurzel	
3,340,760 A	9/1967	Wormser	
3,595,123 A	7/1971	Wurzel	
3,787,134 A	1/1974	Burr	
4,099,444 A	* 7/1978	Millheiser et al.	411/517
4,886,408 A	* 12/1989	Killian et al.	411/519

**1 Claim, 4 Drawing Sheets**




Fig. 1

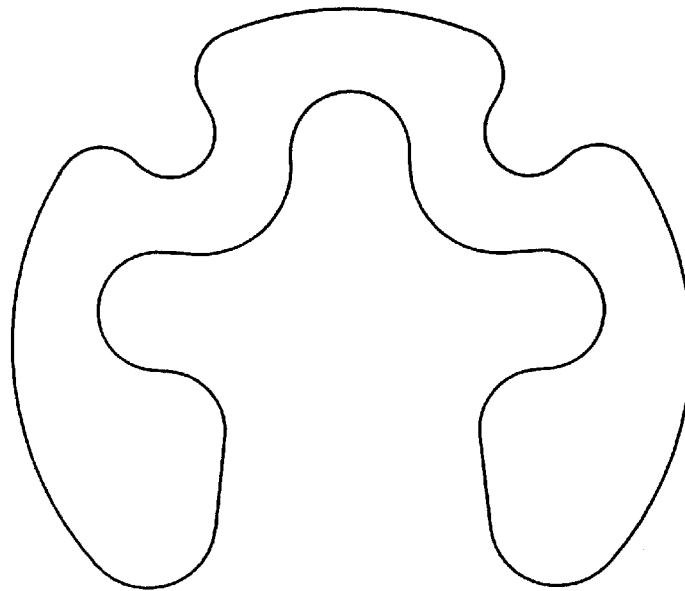


Fig. 2




Fig. 3




Fig. 4



Fig. 5

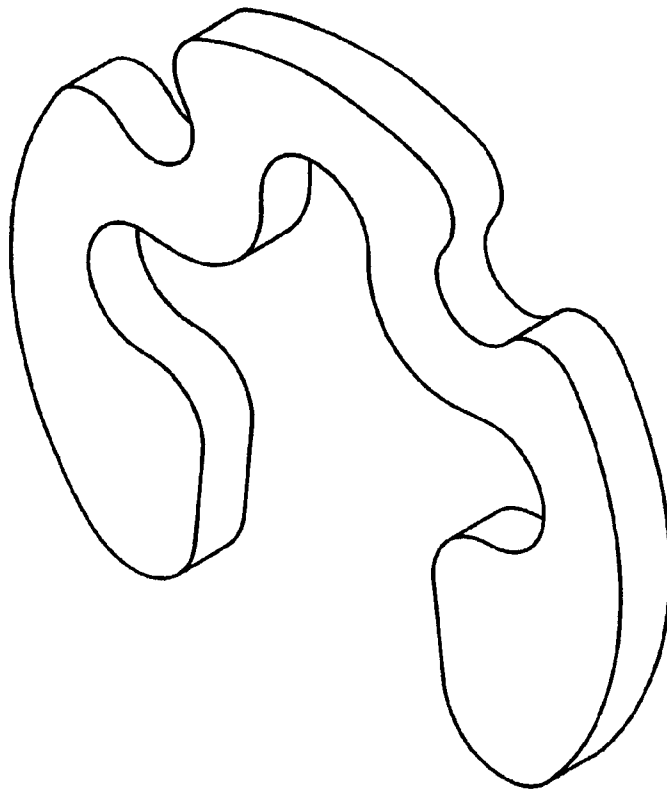


Fig. 6

