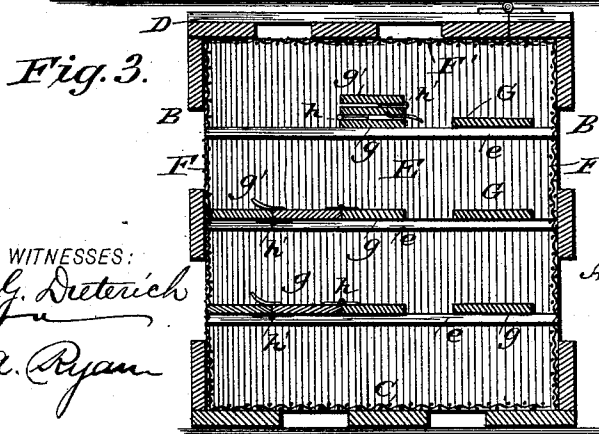
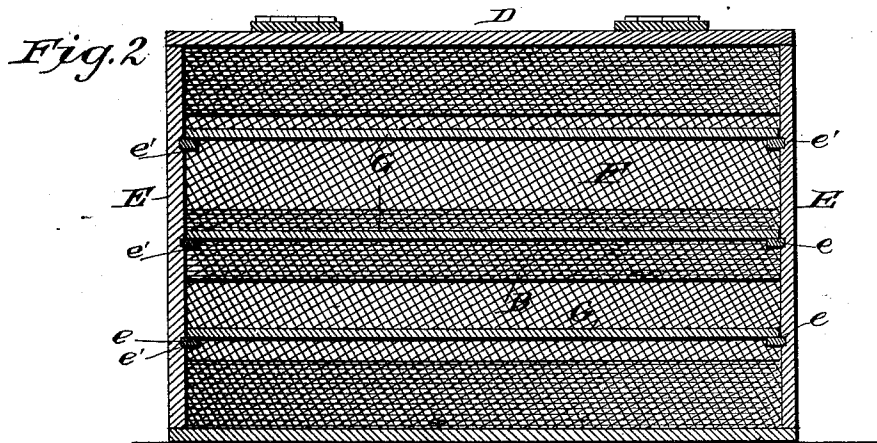
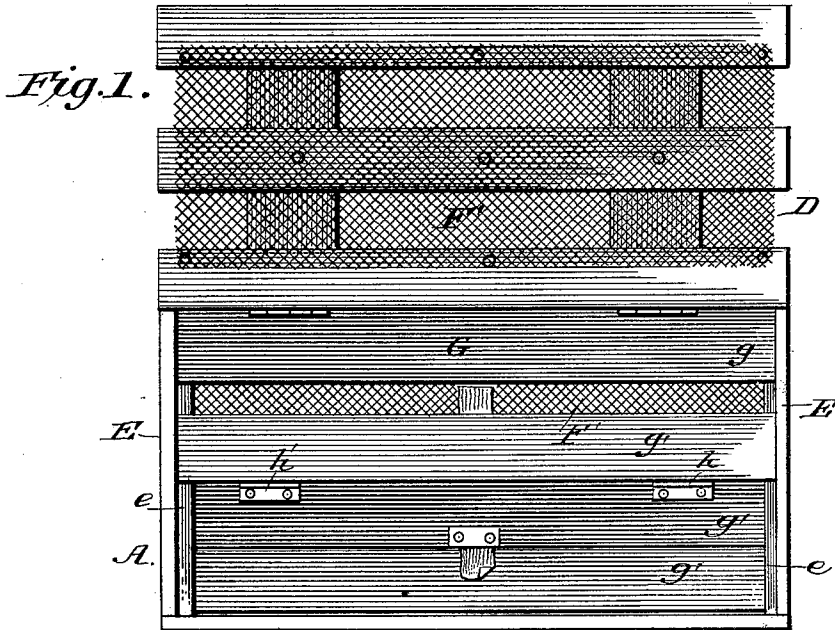


(No Model.)

G. T. HALL.
CRATE.

No. 428,840.

Patented May 27, 1890.



WITNESSES:
Fred G. Dietrich
Joe. A. Ryan

INVENTOR:
A. George T. Hall
 BY *Munn & Co.*
 ATTORNEYS

UNITED STATES PATENT OFFICE.

GEORGE T. HALL, OF MONROVIA, CALIFORNIA.

CRATE.

SPECIFICATION forming part of Letters Patent No. 428,840, dated May 27, 1890.

Application filed March 8, 1890. Serial No. 343,093. (No model.)

To all whom it may concern:

Be it known that I, GEORGE T. HALL, residing at Monrovia, Los Angeles county, and State of California, have invented a new and useful Improvement in Crates, of which the following is a specification.

My invention relates generally to crates, and particularly to that class thereof known as "slatted crates," usually employed in the transportation of fruits, vegetables, and the like. Heretofore in this class of crates it has been found that the contents are very often more or less injured by insects and other herbivorous beings, and also that in returning the crates the partitions employed to divide the contents are frequently omitted from the same.

The objects of my invention, therefore, are to remove these evils attending the use of this class of crates; and with these objects in view my invention consists in the novel construction and combination of the various parts, hereinafter more fully described, shown, and claimed.

In the accompanying drawings, forming a part of this specification, and in which similar letters of reference indicates similar parts, Figure 1 is a top plan view of my improved crate, the lid being thrown back and also the top partition. Fig. 2 is a vertical longitudinal section of my crate, and Fig. 3 is a vertical transverse view of the same.

In carrying out my invention I employ an ordinary slatted crate A, having the slatted or perforated sides B, bottom C, the cover D, and the solid end pieces E E, all of which parts may be of any approved or well-known pattern.

To protect the contents of the crate against external disturbances I employ a lining F of wire-gauze, said wire-gauze being secured by tacking or otherwise to the inner sides of the sides and bottom, preferably at each slat, and to the inner face of the cover is secured a similar lining F', said lining extending over a sufficient portion of the cover to meet the end pieces E E and sides B when the cover is down, whereby all possibility of insects entering the crate is prevented.

In a crate constructed as described a free circulation of air is always to be had, thus preserving the contents of the crate, and it

can be freely inspected without removing the lid, and the handling and pinching so prevalent are entirely prevented.

Fruit packed in a crate provided with my improved lining may be transported with live stock of every description with perfect safety.

Upon the inner sides of the end pieces E E I secure at suitable intervals the parallel strips *e e*. Any desired number of strips may be employed, and in the accompanying drawings three such strips are shown, and said strips are also shown secured in the grooves *e' e'*, (the preferred construction,) though it will of course be understood that I do not limit myself to such means of securing the strips, but may retain them in any suitable manner. Resting upon the strips *e e* are a series of partitions G G, dividing the crate into sections, and each partition is formed in two sections *g g'*, the section *g* being rigidly secured to the strips *e e*, while the section *g'* is loosely connected to the rigid section *g* and adapted to be moved to one side, whereby access may be had to the lower portions of the crate. The rigid and movable sections are connected by means of a hinge *h*, and the movable sections are formed of a series of hinged sub-sections connected by the hinges *h'*, thereby allowing a movable section of considerable width to be folded beneath a low partition.

From the above description it will readily be seen that I provide a crate in which the partitions serve their purpose of dividing the crate into sections and can also be folded to afford access to the lower portions of the crate, but cannot be removed and displaced.

In packing, the fruit or other material is placed upon the bottom and the bottom covered. The lowest folding section is then turned down and the lowest partition covered. The next lowest section is then turned down, and so on until the crate is filled, when the cover is turned down and secured in any suitable manner. In unpacking the operation is simply reversed.

Having thus described my invention, what I claim as new, and desire to secure by Letters Patent, is—

1. The combination, with a crate having solid ends, of transverse strips secured to the inner sides of said solid ends, partitions se-

cured to and resting upon said strips, said partitions consisting of a rigid section secured to the strips, and a hinged section hinged to the rigid section, whereby it may be moved
5 back upon the rigid section and access had to the lower portion of the crate, substantially as shown and described.

2. As an improved article of manufacture, a fruit-crate having solid ends, slatted top, sides, and bottom, and provided with a lining
10 of wire-gauze for the slatted portions, and partitions secured to the solid ends, said partitions having a hinged section, substantially as and for the purpose described.

15 3. As an improved article of manufacture,

a fruit-crate having solid end pieces and slatted sides, top, and bottom, and a lining of wire-gauze for the slatted portions, transverse strips upon the inner sides of the solid ends, partitions secured to the said strips, each partition consisting of a rigid section secured to the strips and a hinged section hinged to the rigid section, said hinged section consisting of a series of hinged sub-sections, substantially as and for the purpose described. 20

GEORGE T. HALL.

Witnesses:

C. E. SLOSSON,

B. ARTHUR.