



US00D481532S

(12) **United States Design Patent** (10) **Patent No.:** **US D481,532 S**  
**Sayers et al.** (45) **Date of Patent:** **\*\* Nov. 4, 2003**

(54) **CASE FOR A MEDICAL DEVICE**  
(75) Inventors: **Stephen Sayers**, Buckinghamshire (GB); **Miles Hawley**, London (GB)  
(73) Assignee: **Aventis Pharma Deutschland GmbH**, Frankfurt am Main (DE)  
(\*\*) Term: **14 Years**

D433,801 S	*	11/2000	Shreve	.....	D3/226
D440,397 S	*	4/2001	Bardet	.....	D3/201
D441,951 S	*	5/2001	Cheng	.....	D3/203
D451,674 S	*	12/2001	Leins	.....	D3/206
D458,016 S		6/2002	Christianson	.....	D3/203
D462,837 S		9/2002	Lin	.....	D3/265
D463,101 S		9/2002	Gardner	.....	D3/203
D467,414 S		12/2002	Pavlu et al.	.....	D3/203

\* cited by examiner

(21) Appl. No.: **29/167,015**  
(22) Filed: **Sep. 9, 2002**

*Primary Examiner*—Catherine R. Oliver  
(74) *Attorney, Agent, or Firm*—Finnegan, Henderson, Farabow, Garrett & Dunner, L.L.P.

(30) **Foreign Application Priority Data**  
Mar. 9, 2002 (DE) ..... 402 02 304

(57) **CLAIM**

The ornamental design for the case for a medical device, as shown and described.

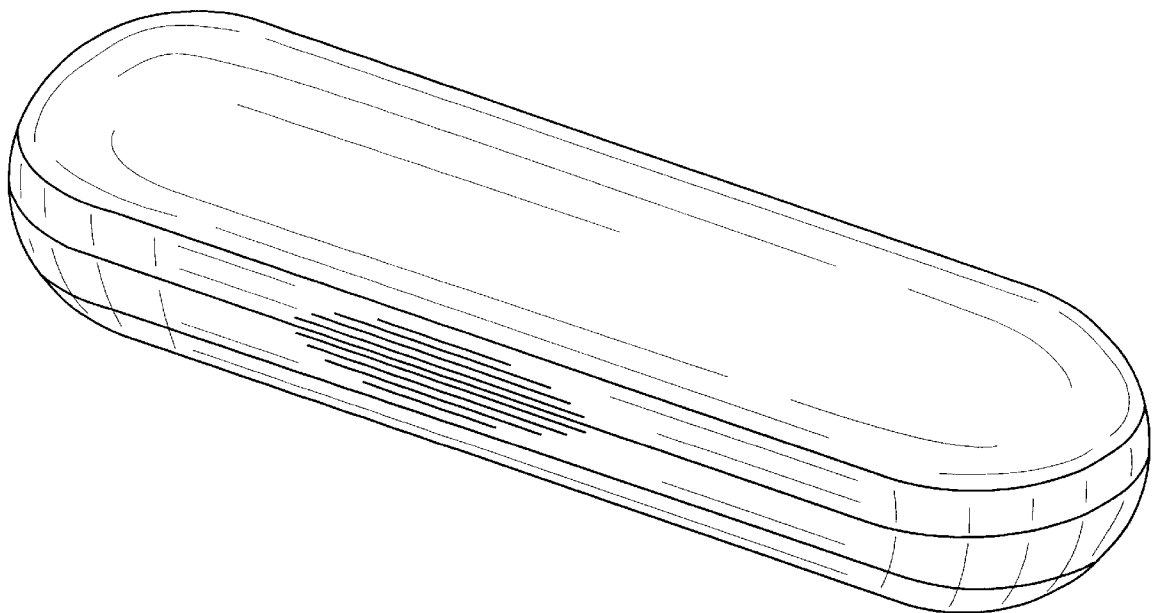
(51) **LOC (7) Cl.** ..... **03-01**  
(52) **U.S. Cl.** ..... **D3/203**  
(58) **Field of Search** ..... D3/201–205, 219, D3/263–266; 206/5, 5.1, 6, 531, 534, 539, 459.1


**DESCRIPTION**

FIG. 1 is a top plan view of a case for a medical device of our new design;  
FIG. 2 is a bottom view of our new design;  
FIG. 3 is a front view of our new design;  
FIG. 4 is a rear view of our new design;  
FIG. 5 is a right end view of our new design, the opposite end view being a mirror image thereof; and,  
FIG. 6 is a top front perspective view of our new design.


(56) **References Cited**  
**U.S. PATENT DOCUMENTS**  
D49,217 S \* 6/1916 King ..... D3/265  
D259,596 S \* 6/1981 Gray ..... D3/205  
D397,865 S 9/1998 Lin ..... D3/203  
D430,393 S \* 9/2000 Conway ..... D3/203

**1 Claim, 5 Drawing Sheets**







**FIG. 1**



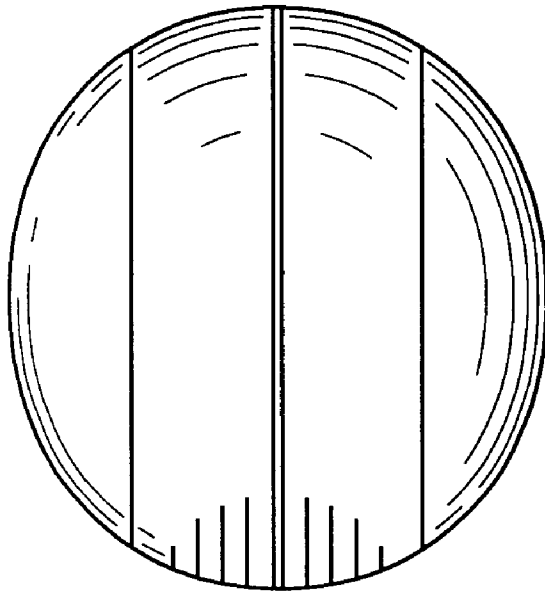
**FIG. 2**




**FIG. 3**



**FIG. 4**



**FIG. 5**



**FIG. 6**