



US00D811683S

(12) **United States Design Patent**
Frazier et al.

(10) **Patent No.:** **US D811,683 S**

(45) **Date of Patent:** **** Feb. 27, 2018**

- (54) **WINCH**
- (71) Applicant: **Superwinch, LLC**, Dayville, CT (US)
- (72) Inventors: **Tim Frazier**, Beaverton, OR (US); **Ron Dennis**, Woodburn, OR (US); **Brent Nasset**, Salem, OR (US)
- (73) Assignee: **Superwinch, LLC**, Dayville, CT (US)
- (**) Term: **15 Years**
- (21) Appl. No.: **29/563,917**

- 8,076,885 B2 12/2011 Heravi et al.
- D670,660 S 11/2012 Cook
- D685,750 S 7/2013 Nakagawa
- D703,414 S * 4/2014 Fretz D34/33
- 9,014,913 B2 4/2015 Heravi et al.
- D741,038 S * 10/2015 Huang D34/33
- D766,843 S 9/2016 Fretz et al.
- D784,934 S 4/2017 Fretz et al.
- 2002/0156574 A1 10/2002 Fortin
- 2008/0166430 A1 7/2008 Doyle et al.
- 2009/0284877 A1 11/2009 Heravi et al.
- 2010/0319910 A1 12/2010 Ives et al.
- 2011/0065546 A1 3/2011 Xie et al.
- 2013/0154821 A1 6/2013 Miller et al.
- 2013/0304278 A1 11/2013 Chen

(Continued)

- (22) Filed: **May 9, 2016**
- (51) **LOC (11) Cl.** **12-05**
- (52) **U.S. Cl.**
USPC **D34/33**
- (58) **Field of Classification Search**
USPC D34/33, 28; 254/362, 356, 372, 380,
254/901, 382, 374, 316, 342
CPC .. B66D 1/12; B66D 1/04; B66D 1/505; B63B
2708/00; B63B 35/815
See application file for complete search history.

OTHER PUBLICATIONS

Zoro "Electric Winch, 195 Amps, 10000 lb., 24VDC", www.zoro.com. May 10, 2017. shown in p. 1, Item # G7275619.*

(Continued)

Primary Examiner — Cynthia Ramirez
Assistant Examiner — Michael A Maharajh
(74) *Attorney, Agent, or Firm* — Perkins Coie LLP

(56) **References Cited**
U.S. PATENT DOCUMENTS

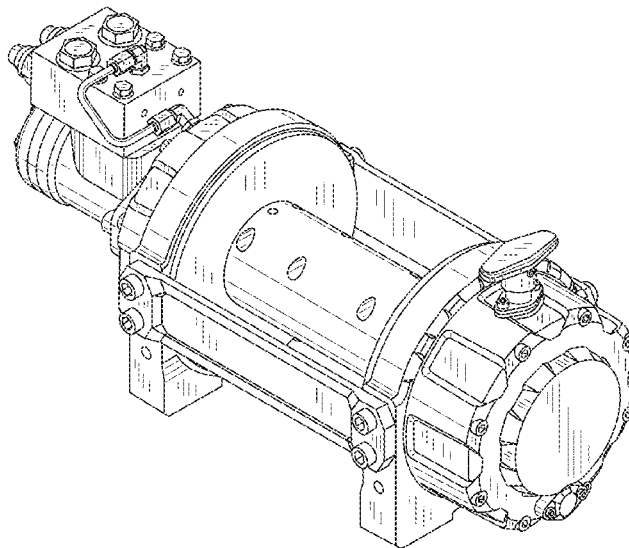
- 4,004,780 A 1/1977 Kuzarov
- 4,475,163 A 10/1984 Chandler et al.
- 5,995,347 A 11/1999 Rudd et al.
- D489,157 S * 4/2004 Lawson D34/33
- 6,864,650 B2 3/2005 Heravi et al.
- D513,650 S * 1/2006 Elliott D34/33
- 7,063,306 B2 6/2006 Sanders et al.
- D532,577 S * 11/2006 Elliott D34/33
- 7,201,366 B2 4/2007 Sanders et al.
- D550,923 S * 9/2007 Huang D34/33
- D555,874 S * 11/2007 Elliott D34/33
- 7,511,443 B2 3/2009 Townsend et al.
- 7,891,641 B1 2/2011 Miller
- 8,055,403 B2 11/2011 Lowrey et al.

(57) **CLAIM**
The ornamental design for a winch, as shown.

DESCRIPTION

FIG. 1 is a perspective view of a winch, showing our new design.
FIG. 2 is a front elevation view thereof.
FIG. 3 is a back elevation view thereof.
FIG. 4 is a right view thereof.
FIG. 5 is a left view thereof.
FIG. 6 is a top view thereof; and,
FIG. 7 is a bottom view thereof.

1 Claim, 7 Drawing Sheets



(56)

References Cited

U.S. PATENT DOCUMENTS

2014/0001427 A1* 1/2014 Fretz B66D 1/02
254/342
2015/0191334 A1 7/2015 Heravi et al.
2017/0062148 A1 3/2017 Legel

OTHER PUBLICATIONS

U.S. Appl. No. 14/735,674, filed Jun. 10, 2015, Mason.
U.S. Appl. No. 15/590,850, May 9, 2017, Frazier.
U.S. Appl. No. 15/640,091, filed Jun. 30, 2017, Dennis.
U.S. Appl. No. 29/563,917, filed May 9, 2016, Frazier et al.
U.S. Appl. No. 29/579,766, filed Oct. 3, 2016, August.
“Automotive Winch Instruction Manual,” Comeup Industries Inc.,
http://www.comeup.com/Archive/_eng/all_pdf_eng/Comeup_Automotive_Winch_Instruction_Manual-eng.pdf, Aug. 1, 2013,
22 pages.
“The Comeup Cone Brake Structure,” Comeup USA, <http://comeupusa.com/2017/04/the-comeup-cone-brake-structure/>, Apr. 28, 2017, 2 pages.
Superwinch, “Superwinch SI Industrial Winches,” YouTube, <https://www.youtube.com/watch?v=bMiDddvCZgs>, accessed Nov. 21, 2016, 1 page.

* cited by examiner

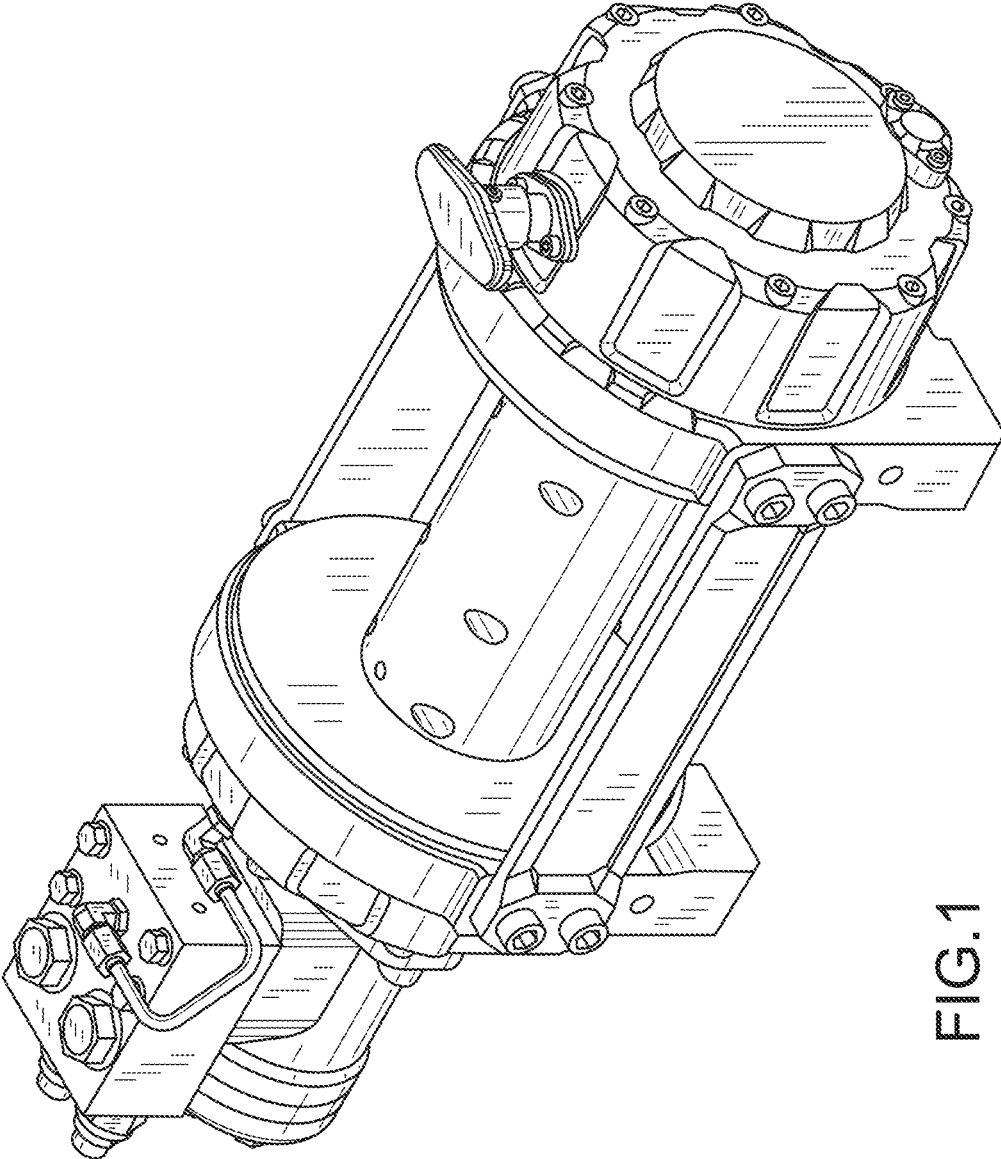


FIG. 1

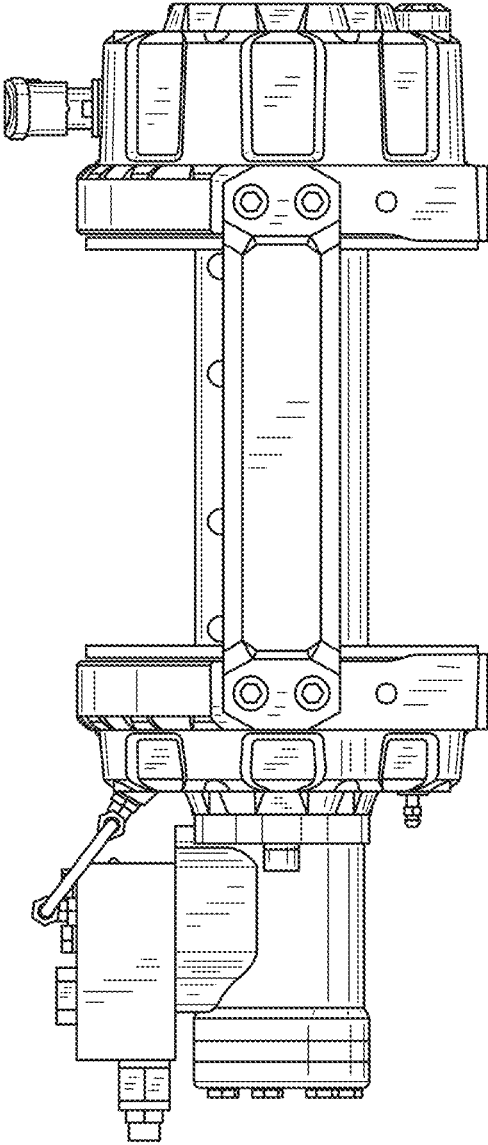


FIG.2

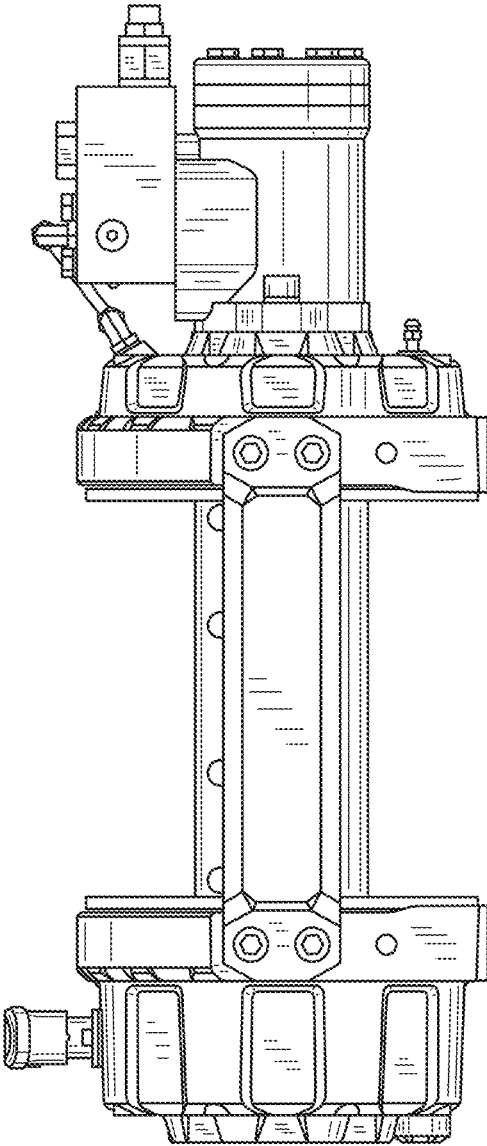


FIG.3

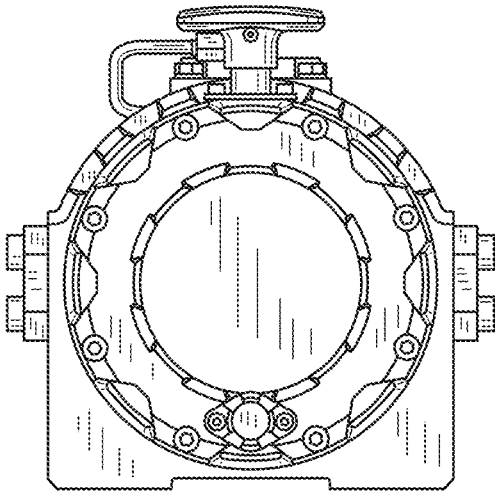


FIG.4

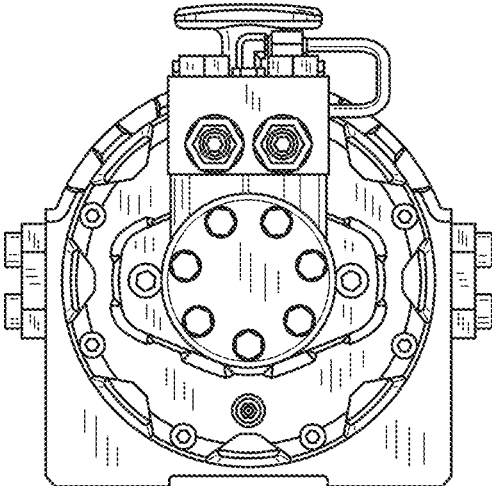


FIG.5

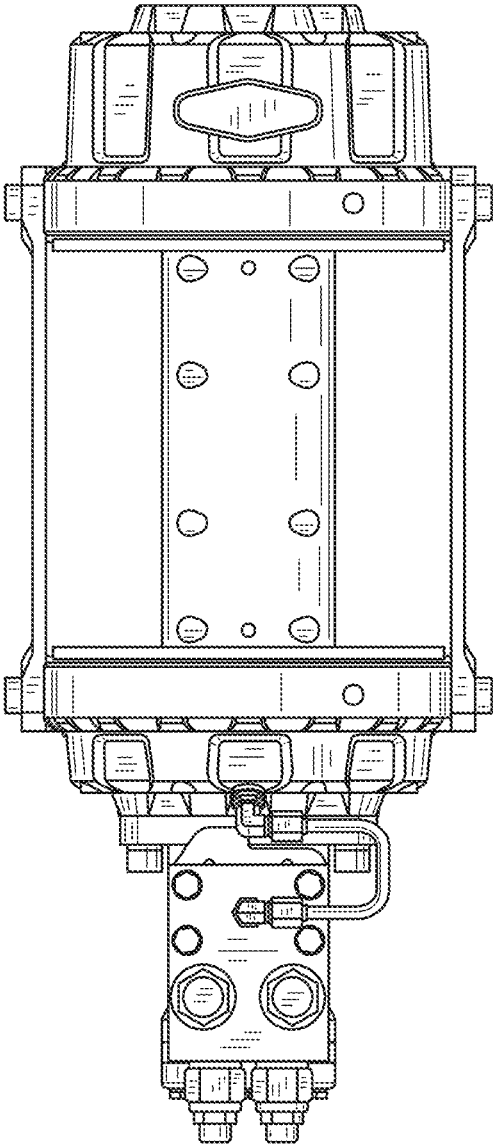


FIG. 6

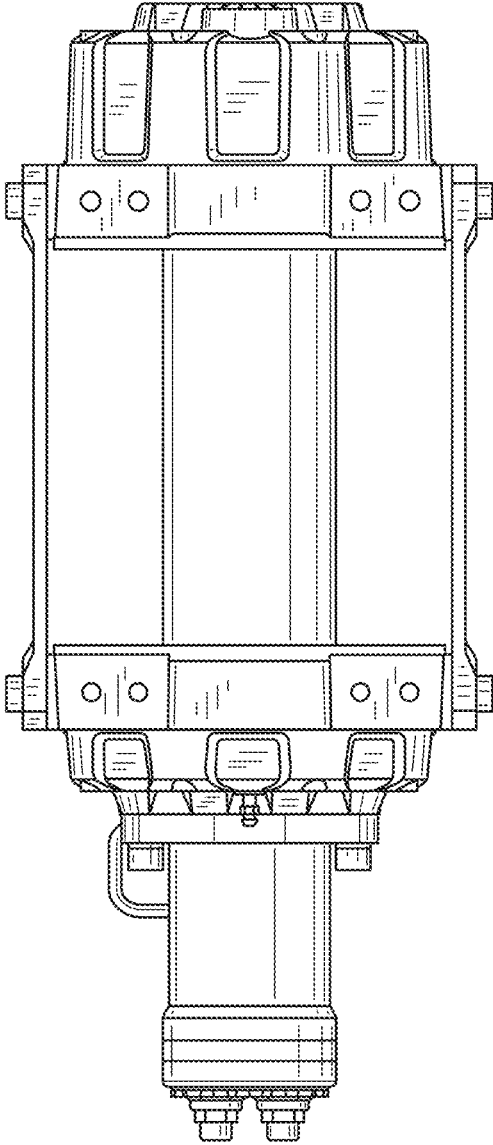


FIG. 7