



US00D451036B1

(12) **United States Design Patent**
Zuckerman et al.

(10) **Patent No.:** **US D451,036 S**

(45) **Date of Patent:** **** Nov. 27, 2001**

(54) **WRIST WATCH CASE WITH BAND**

- D. 433,342 * 11/2000 Fox D10/30
- D. 439,528 * 3/2001 Eliav D10/30
- D. 440,885 * 4/2001 Streltsov D10/30
- D. 441,663 * 5/2001 Streltsov D10/30

(75) Inventors: **Stuart B. Zuckerman**, Randolph, NJ
(US); **Tetsuya Inui**, Kings RD (HK);
Hirokuni Yamamoto, Setagaya-ku (JP)

* cited by examiner

(73) Assignee: **Citizen Watch Co., Ltd.**, Tokyo (JP)

Primary Examiner—Nelson C. Holtje

(**) Term: **14 Years**

(74) *Attorney, Agent, or Firm*—Pillsbury Winthrop LLP

(21) Appl. No.: **29/128,737**

(57) **CLAIM**

(22) Filed: **Aug. 30, 2000**

The ornamental design for a wrist watch case with band, as shown and described.

(51) **LOC (7) Cl.** **10-02**

DESCRIPTION

(52) **U.S. Cl.** **D10/32**

(58) **Field of Search** D10/1-40, 122-132;
D11/3-25; 63/1.1, 3, 5, 11; 368/276-277,
280-282, 285

FIG. 1 is a front and right side perspective view of a wrist watch case with band showing our new design, FIG. 2 is a front elevational view thereof, FIG. 3 is a rear elevational view thereof, FIG. 4 is a top plan view thereof, FIG. 5 is a bottom plan view thereof, FIG. 6 is a right side elevational view thereof; and, FIG. 7 is a left side elevational view thereof.

(56) **References Cited**

U.S. PATENT DOCUMENTS

- D. 352,464 * 11/1994 Hysek D10/32
- D. 425,799 * 5/2000 Hysek D10/32
- D. 429,168 * 8/2000 Jannard et al. D10/30

1 Claim, 3 Drawing Sheets

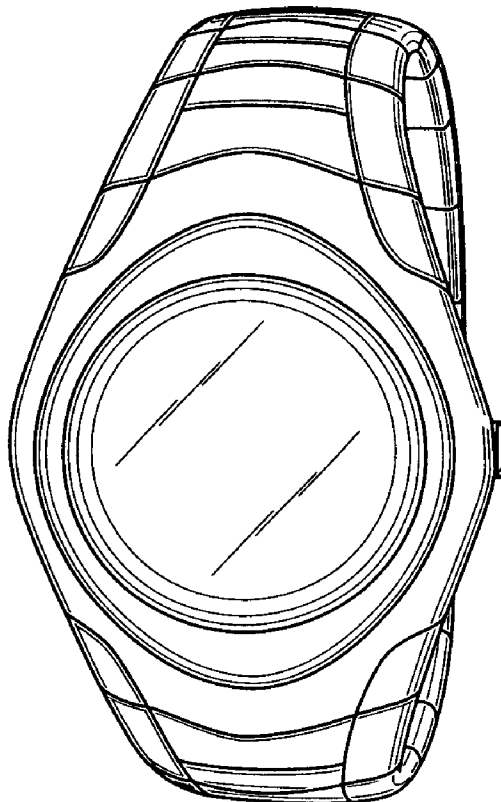


FIG. 1

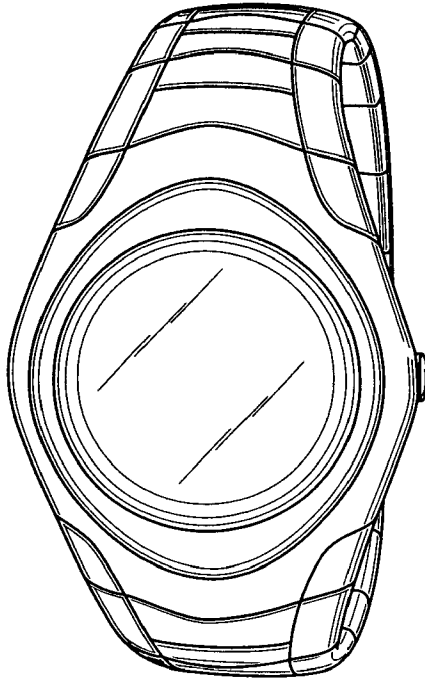


FIG. 2

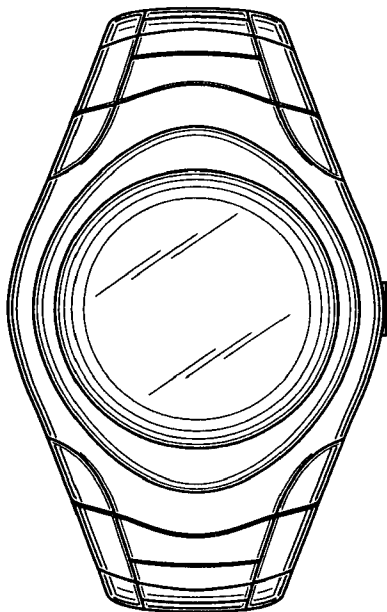


FIG. 3

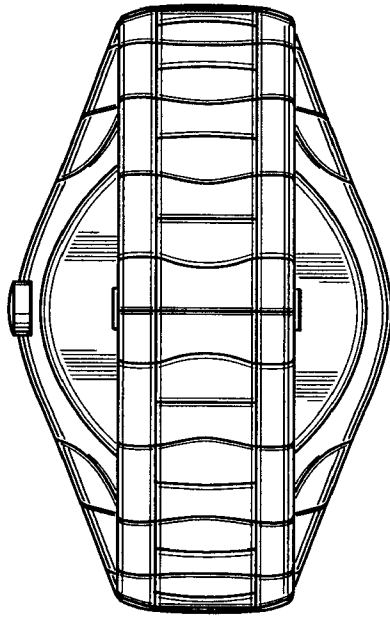


FIG. 4

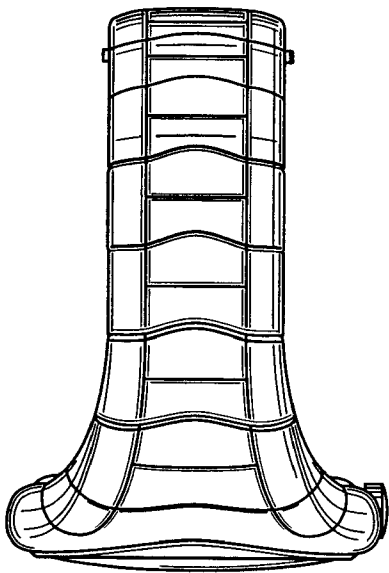


FIG. 5

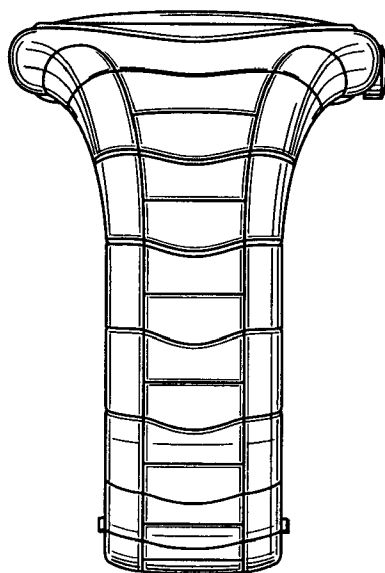


FIG. 6

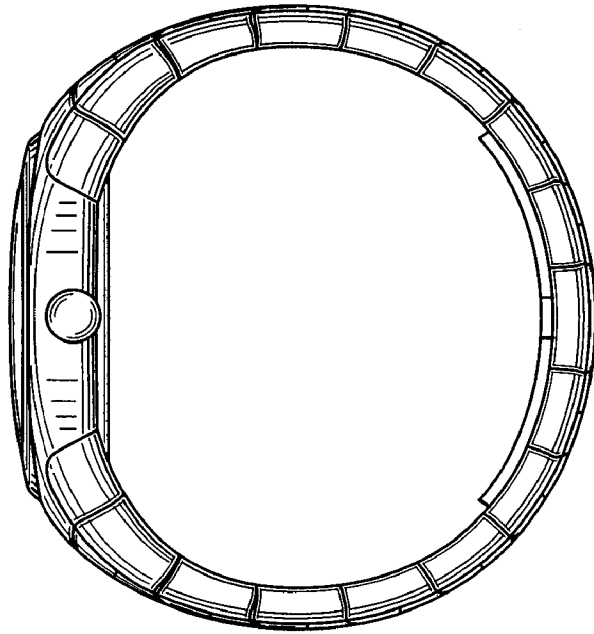


FIG. 7

