



US00D427386S

United States Patent [19]
DaSilveira

[11] **Patent Number: Des. 427,386**
[45] **Date of Patent: ** Jun. 27, 2000**

[54] **VARIABLY CONFIGURABLE CATTLE STALL CONNECTOR**

5,111,770 5/1992 Weelink 403/390

[76] Inventor: **John D. DaSilveira**, P.O. Box 1408,
Lovington, N. Mex. 88260

[**] Term: **14 Years**

[21] Appl. No.: **29/100,165**

[22] Filed: **Feb. 5, 1999**

[51] **LOC (7) Cl. 30-02**

[52] **U.S. Cl. D30/119**

[58] **Field of Search D30/114, 119,**
D30/108, 109; 119/516, 523, 524, 867;
403/217, 218, 388, 390, 175, 188; 248/229.24

[56] **References Cited**

U.S. PATENT DOCUMENTS

D. 297,470	8/1988	Johansson	D30/114
D. 331,646	12/1992	Weelink	D30/119
1,151,256	8/1915	Ferris	119/523
1,315,351	9/1919	Stevenson	248/229.24
1,362,352	12/1920	Rasmussen	119/523
3,836,270	9/1974	Chambers	403/218

OTHER PUBLICATIONS

DaSilveira Southwest, Inc. Product Brochure Undated.

Primary Examiner—Louis S. Zarfes
Assistant Examiner—Catherine R. Oliver
Attorney, Agent, or Firm—Royston, Rayzor, Vickery, Novak & Druce, L.L.P.

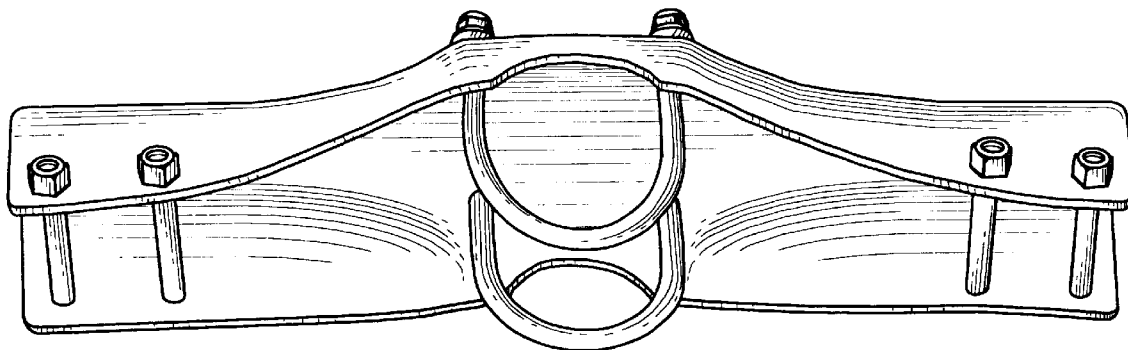
[57] **CLAIM**

The ornamental design for the variably configurable cattle stall connector, as shown and described.

DESCRIPTION

FIG. 1 is a perspective view of a variably configurable cattle stall connection according to the present invention; FIG. 2 is a top plan view thereof; FIG. 3 is a front elevational view thereof; FIG. 4 is a right end elevational view thereof; FIG. 5 is a left end elevational view thereof; FIG. 6 is a rear elevational view thereof; and, FIG. 7 is a bottom plan view thereof.

1 Claim, 3 Drawing Sheets



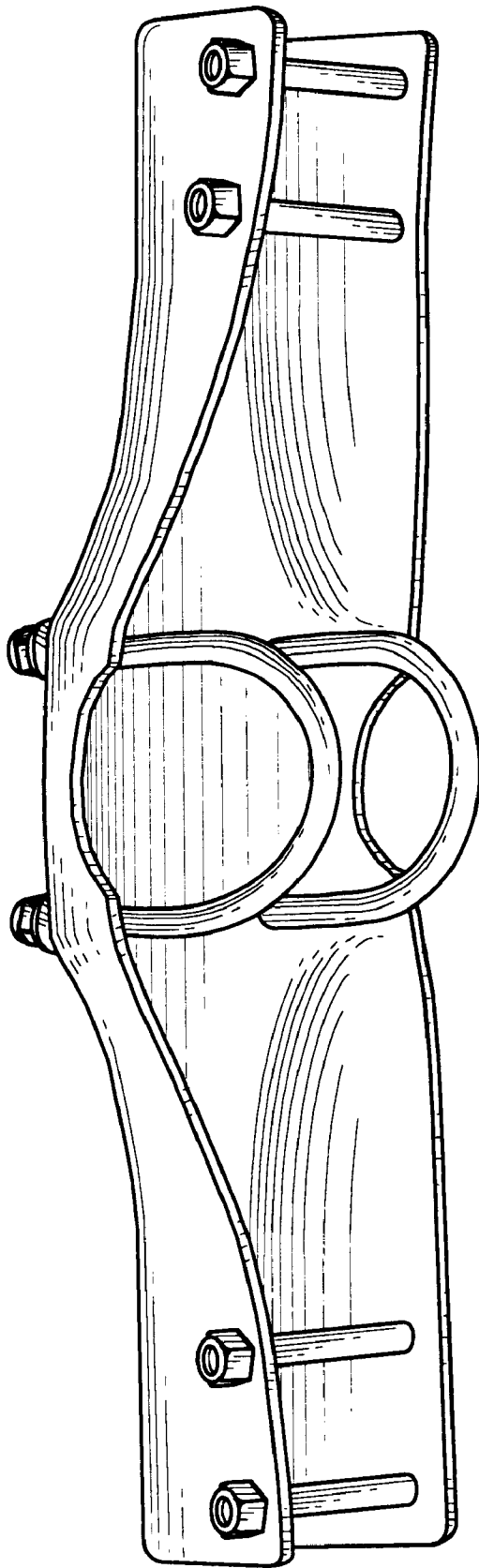


Fig. 1

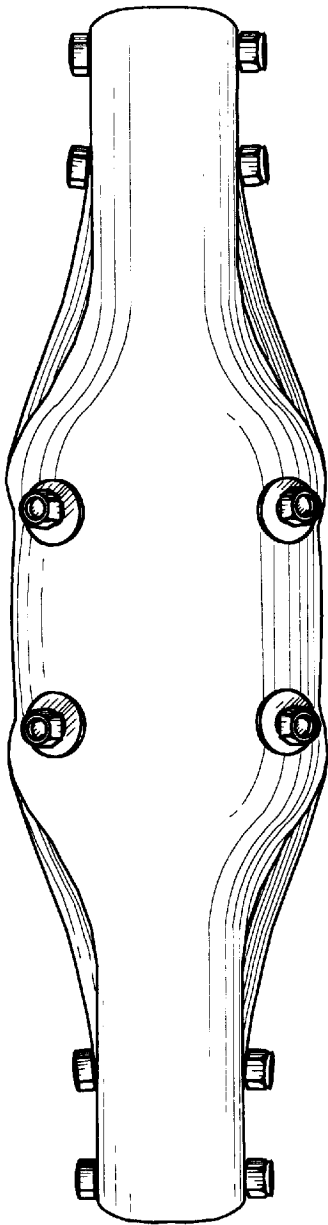


Fig. 2

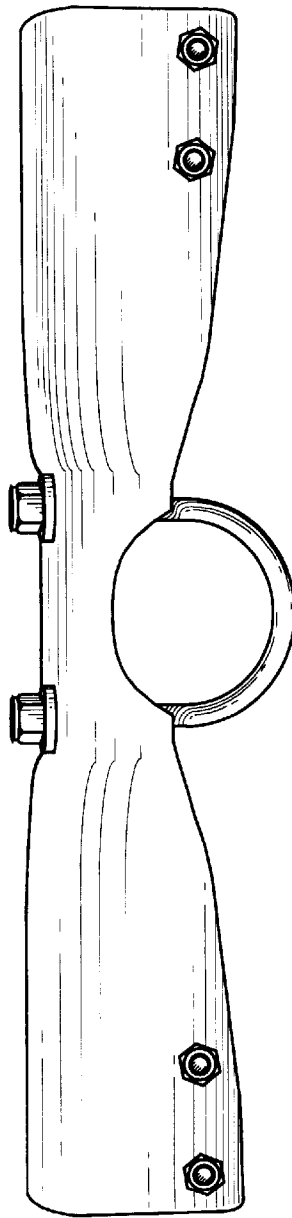


Fig. 3

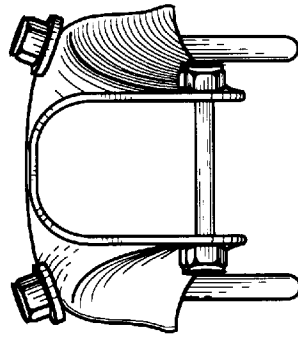


Fig. 4

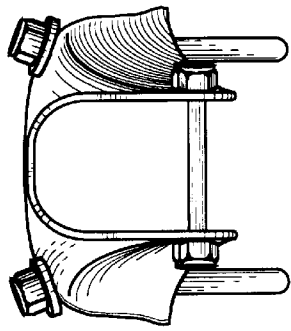


Fig. 5

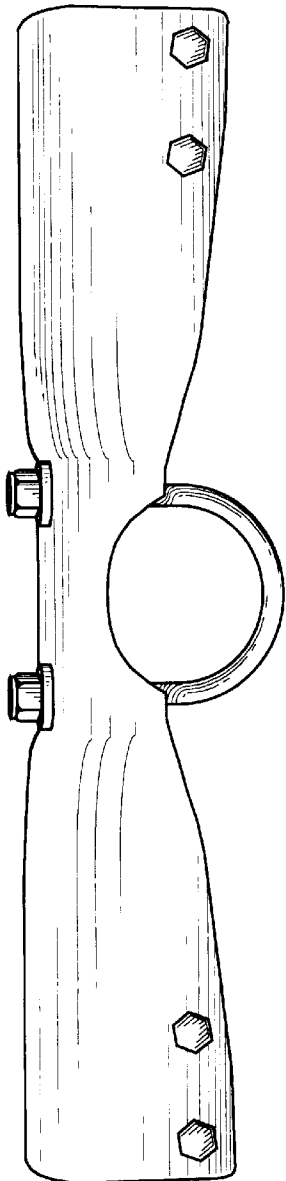


Fig. 6

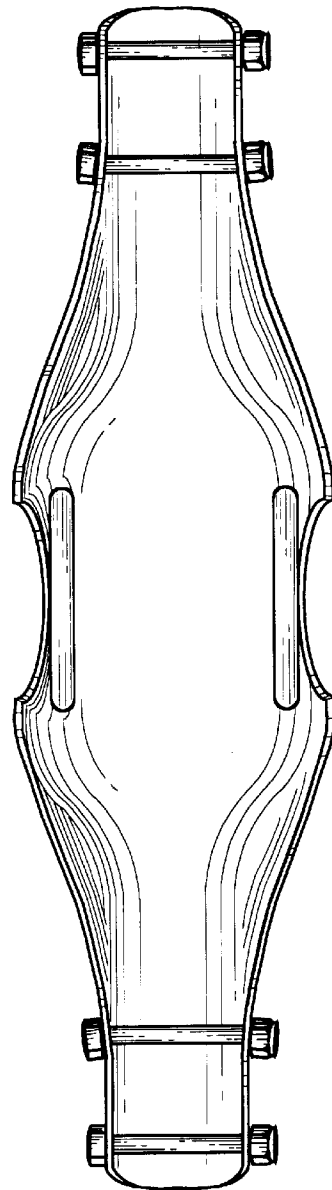


Fig. 7