

United States Patent [19]

Breger

[11] **Des. 250,567**

[45] ** **Dec. 19, 1978**

[54] **KNIFE HANDLE**

[75] **Inventor:** Carl-Arne Breger, Malmö, Sweden

[73] **Assignee:** Shapes Establishment, Vaduz, Liechtenstein

[**] **Term:** 14 Years

[21] **Appl. No.:** 764,155

[22] **Filed:** Jan. 31, 1977

[30] **Foreign Application Priority Data**

Jul. 30, 1976 [SE] Sweden 761519

[51] **Int. Cl.** D7-03

[52] **U.S. Cl.** D7/152; D7/150

[58] **Field of Search** D7/137, 150, 151, 152, D7/132, 138, 140, 141, 142, 143, 148, 149, 147, 103, 102, 104, 101, 106; D8/107, 98, 99, 101, 100

[56] **References Cited**

U.S. PATENT DOCUMENTS

D. 114,396	4/1939	Guerra	D7/151
D. 136,445	10/1943	Gerber	D7/150
D. 144,192	3/1946	Kahler	D7/147
D. 149,644	5/1948	Hvale	D7/132
D. 149,677	5/1948	Roblin	D7/132
D. 162,794	4/1951	Derr	D7/142 X
D. 169,413	4/1953	Bordelon	D7/150
D. 180,306	5/1957	Wagner	D7/150

Primary Examiner—Winifred E. Herrmann
Attorney, Agent, or Firm—D. Paul Weaver

[57] **CLAIM**

The ornamental design for a knife handle, substantially as shown and described.

DESCRIPTION

FIG. 1 is a perspective view of a knife handle showing my new design;
FIG. 2 is a side elevational view thereof, the other side being a mirror image;
FIG. 3 is a top view thereof;
FIG. 4 is an end view thereof;
FIG. 5 is a bottom view thereof; and
FIG. 6 is an end view opposite to that of FIG. 4.



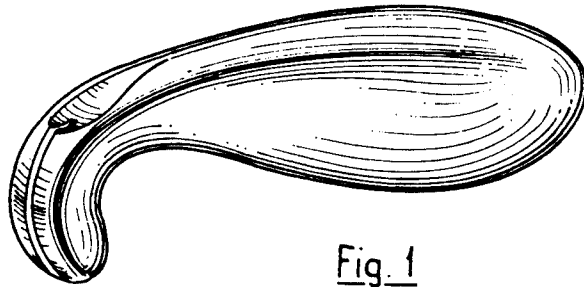


Fig. 1

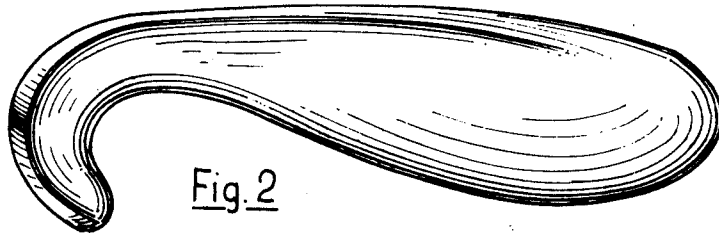


Fig. 2

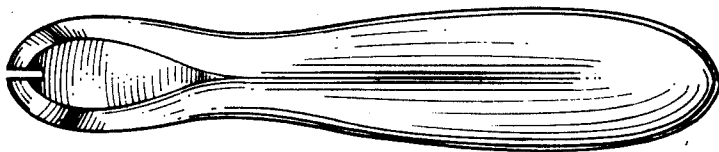


Fig. 3

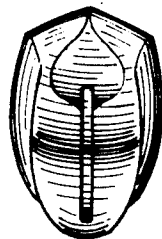


Fig. 4

Fig. 5



Fig. 6

