



US0D1016210S

(12) **United States Design Patent**
Kummer et al.

(10) **Patent No.:** **US D1,016,210 S**
(45) **Date of Patent:** **** Feb. 27, 2024**

- (54) **LURE**
- (71) Applicant: **Viirastus OÜ**, Tallinn (EE)
- (72) Inventors: **Artur Kummer**, Tallinn (EE); **Klaus Treimann**, Tallinn (EE)
- (73) Assignee: **VIIRASTUS OU**, Tallinn (EE)
- (**) Term: **15 Years**
- (21) Appl. No.: **29/774,183**
- (22) Filed: **Mar. 15, 2021**

D374,907 S *	10/1996	Ketchum	D22/129
D399,293 S *	10/1998	Cordingley	D22/129
D424,653 S *	5/2000	Baker	D22/126
D474,613 S *	5/2003	Hexels	D5/62
D485,992 S *	2/2004	Zupkofska	D5/62
D538,050 S *	3/2007	Tardif	D5/26
D550,323 S *	9/2007	Sakai	D22/131
D698,001 S *	1/2014	Fors	D22/129
D707,325 S *	6/2014	Li	D22/129
D750,194 S *	2/2016	Parks	D22/129
D910,801 S *	2/2021	Beath	D22/129
2012/0186135 A1 *	7/2012	Jones	A01K 85/14 43/42.22

* cited by examiner

Primary Examiner — Catherine R Oliver-Garcia
(74) *Attorney, Agent, or Firm* — MaxGoLaw PLLC

Related U.S. Application Data

- (63) Continuation-in-part of application No. 35/507,351, filed on Mar. 27, 2019 (U.S. filing date under 35 U.S.C. 384), and having an international filing date of Mar. 27, 2019, now abandoned.
- (51) **LOC (14) Cl.** **22-05**
- (52) **U.S. Cl.**
USPC **D22/129**
- (58) **Field of Classification Search**
USPC D22/126, 129–130; D5/45
CPC A01K 57/00; A01K 85/12; A01K 85/14;
A01K 85/16
See application file for complete search history.

References Cited

U.S. PATENT DOCUMENTS

D156,240 S *	11/1949	Hopkins	D22/126
3,418,744 A *	12/1968	Panicci	A01K 85/14 D22/129
D281,094 S *	10/1985	Martino	D22/126
D367,101 S *	2/1996	Merolillo	D22/133

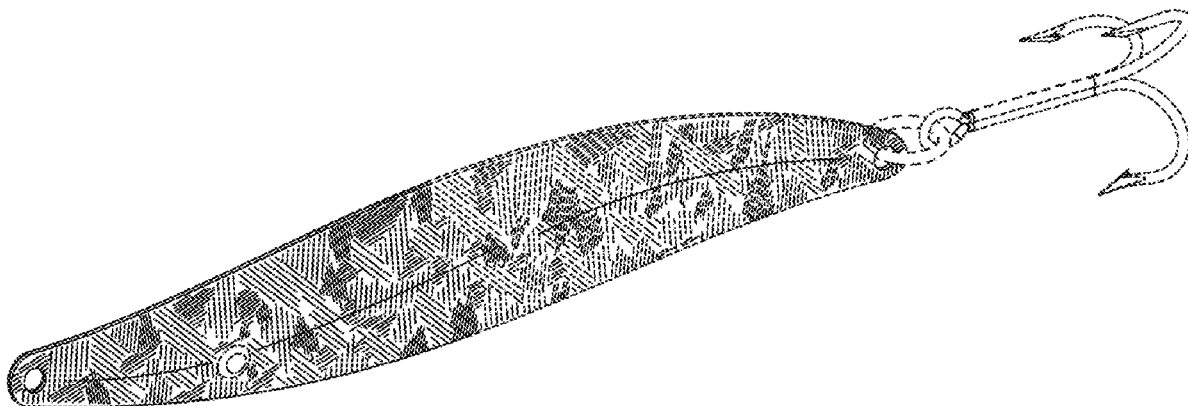
(57) **CLAIM**

The ornamental design for a lure, as shown and described.

DESCRIPTION

FIG. 1 is an elevated perspective view of a concave top of the lure;
 FIG. 2 is a bottom perspective view of a convex bottom of the lure depicted in FIG. 1;
 FIG. 3 is a left side view of the lure depicted in FIG. 1;
 FIG. 4 is a right side view of the lure depicted in FIG. 1;
 FIG. 5 is a front view of the lure depicted in FIG. 1;
 FIG. 6 is a back view of the lure depicted in FIG. 1; and,
 FIG. 7 is a bottom view of the lure depicted in FIG. 1.
 The broken line showing of a hook, ring and eye is included for the purpose of illustrating only and forms no part of the claimed design.
 The edge and surface portions of the design depicted in dashed lines are not considered part of the design.

1 Claim, 2 Drawing Sheets



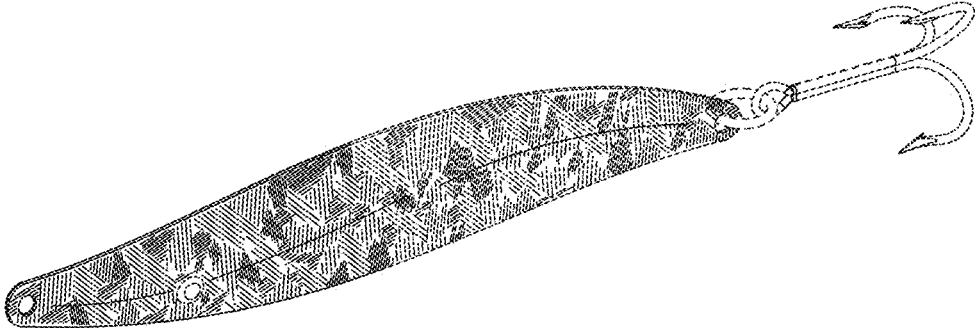


FIG. 1




FIG. 2

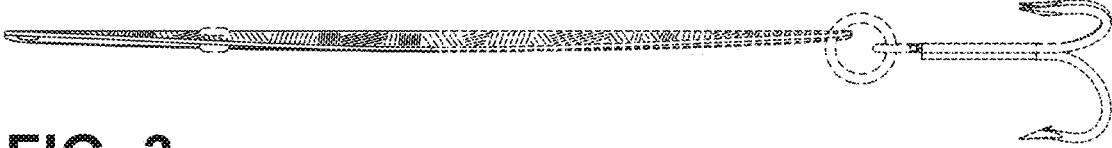


FIG. 3




FIG. 4

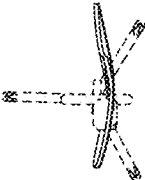


FIG. 5

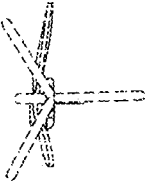


FIG. 6



FIG. 7