



US00D993810S

(12) **United States Design Patent**
Wang

(10) **Patent No.:** **US D993,810 S**

(45) **Date of Patent:** **** Aug. 1, 2023**

- (54) **CHAIN**
- (71) Applicant: **Yuanming Wang**, Yiwu (CN)
- (72) Inventor: **Yuanming Wang**, Yiwu (CN)
- (**) Term: **15 Years**
- (21) Appl. No.: **29/875,567**
- (22) Filed: **May 6, 2023**
- (51) **LOC (14) Cl.** **11-01**
- (52) **U.S. Cl.**
USPC **D11/13**
- (58) **Field of Classification Search**
USPC D11/1–25, 79–86, 91–93, 61, 63
CPC A44C 5/00; A44C 5/0007; A44C 5/0015;
A44C 5/0023; A44C 5/003; A44C
5/0038; A44C 5/0046; A44C 5/0053;
A44C 5/0061; A44C 5/0069; A44C
5/0076; A44C 5/0084; A44C 5/0092;
A44C 5/02; A44C 5/022; A44C 5/025;
A44C 5/027; A44C 5/04; A44C 5/06;
A44C 5/08; A44C 5/10; A44C 5/102;
A44C 5/105; A44C 5/107; A44C 5/12;
A44C 5/14; A44C 17/02; A44C 25/007;
A44C 25/002; A44C 25/001; A44C 25/00
See application file for complete search history.

(56) **References Cited**

U.S. PATENT DOCUMENTS

D44,556 S *	8/1913	Cunningham	D11/5
D172,122 S *	5/1954	Armbrust	D11/15
D265,635 S *	8/1982	Barr	D11/15
D281,958 S *	12/1985	Otake	D11/12
D299,814 S *	2/1989	Nakagawa	D11/12
D320,572 S *	10/1991	Bulgari	D11/16
D386,710 S *	11/1997	Pandel	D11/24
D510,291 S *	10/2005	Calvani	D11/16

D535,905 S *	1/2007	Emelyanov	D11/12
D575,662 S *	8/2008	Maier	D11/13
D766,746 S *	9/2016	Yurman	D10/38
D779,364 S *	2/2017	Mille	D11/18
D811,930 S	3/2018	Amfitheatrof		
D924,092 S *	7/2021	Lavranos	D11/13
D924,093 S *	7/2021	Lavranos	D11/13
D924,094 S *	7/2021	Lavranos	D11/13
D925,388 S *	7/2021	Lavranos	D11/13
D932,333 S *	10/2021	Schilling	D11/87
D932,334 S *	10/2021	Lavranos	D11/13
D942,885 S *	2/2022	Schilling	D11/13
D943,451 S *	2/2022	Lavranos	D11/13
D943,452 S *	2/2022	Lavranos	D11/13
D976,741 S *	1/2023	Lavranos	D11/26
D986,756 S *	5/2023	Zhu	D11/3

* cited by examiner

Primary Examiner — Melanie Pellegrini

(74) *Attorney, Agent, or Firm* — Vladimir Postnikov

(57) **CLAIM**

The ornamental design for a chain, as shown and described.

DESCRIPTION

FIG. 1 is a perspective view of a chain showing the new design;

FIG. 2 is another perspective view thereof;

FIG. 3 is a front elevation view thereof;

FIG. 4 is a back elevation view thereof;

FIG. 5 is a left-side view thereof;

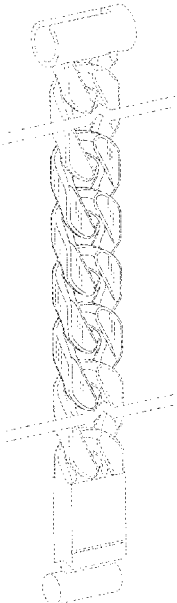
FIG. 6 is a right-side view thereof;

FIG. 7 is a top plan view thereof; and,

FIG. 8 is a bottom plan view thereof.

The dash-dot broken lines represent a break line, which depicts a symbolic break in the length of the chain. The dash-dash broken lines illustrate portions of the chain. The broken lines, and the appearance of any portion of the article between the break lines, form no part of the claimed design.

1 Claim, 8 Drawing Sheets



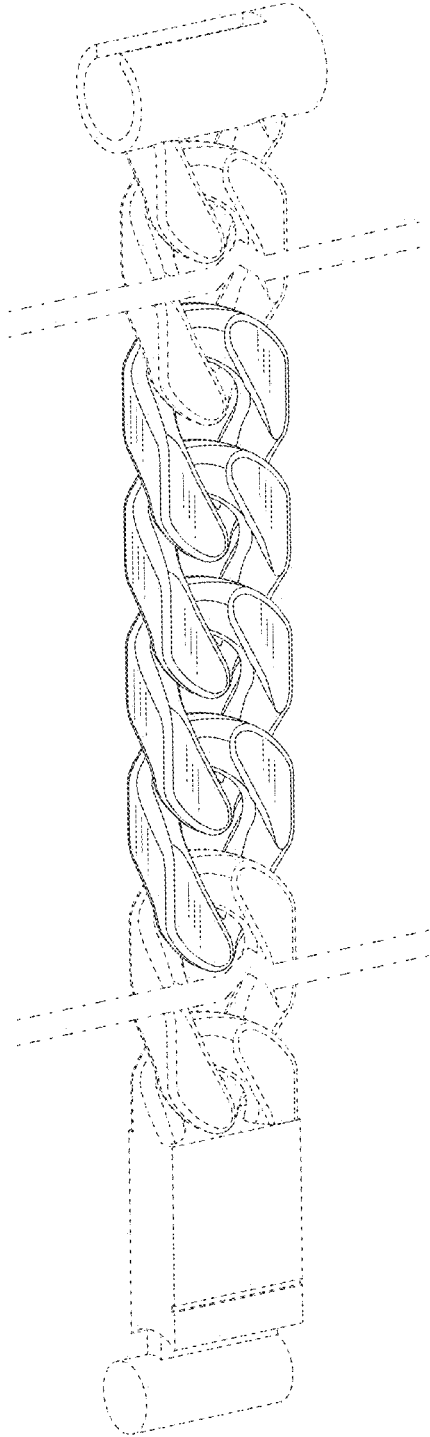


FIG. 1

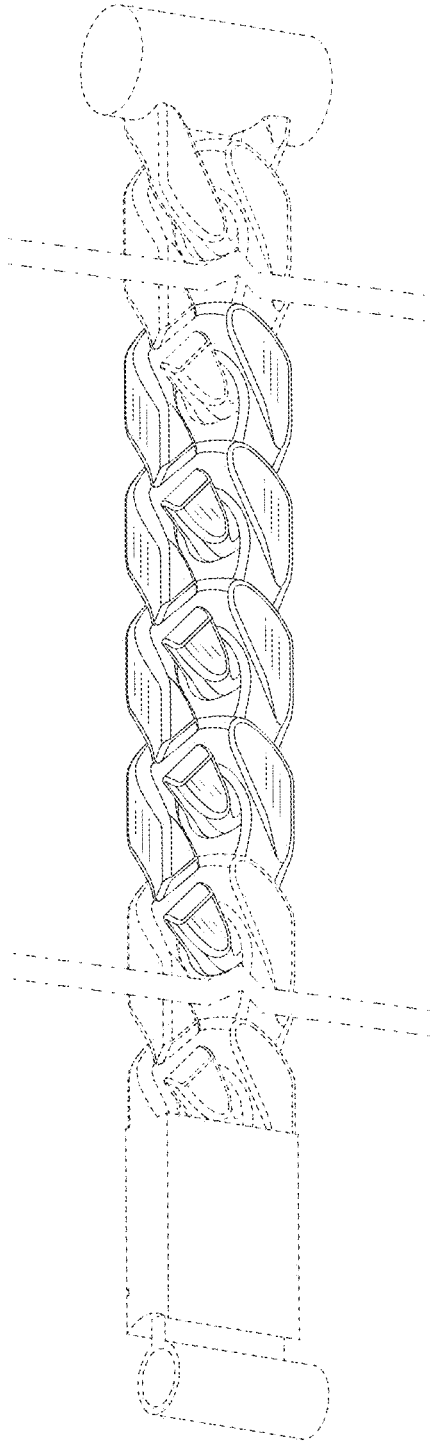


FIG. 2

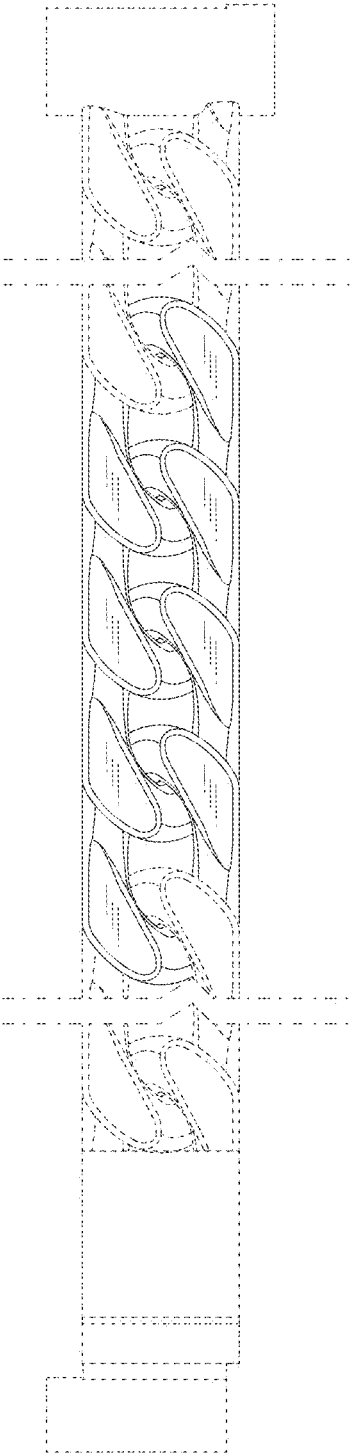


FIG. 3

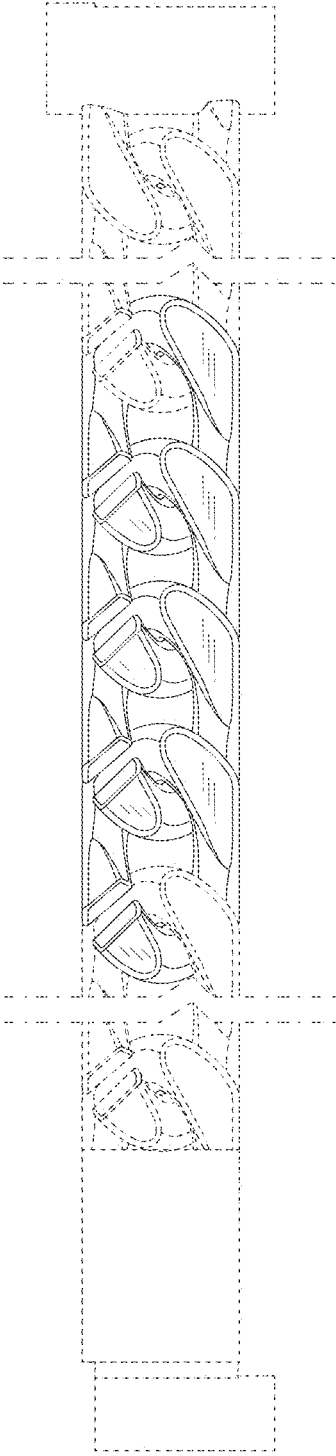


FIG. 4

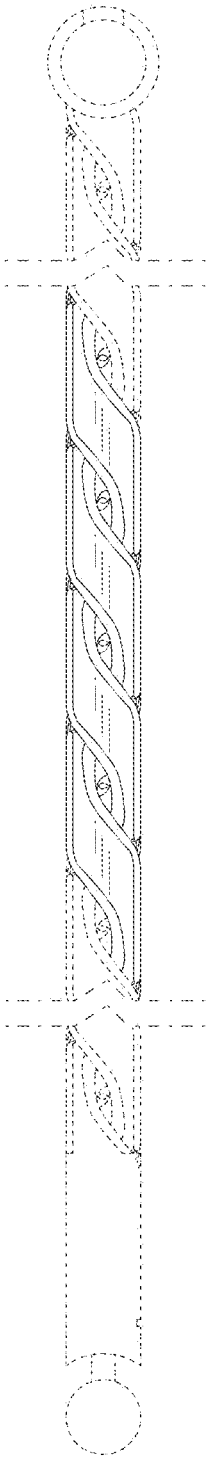


FIG. 5

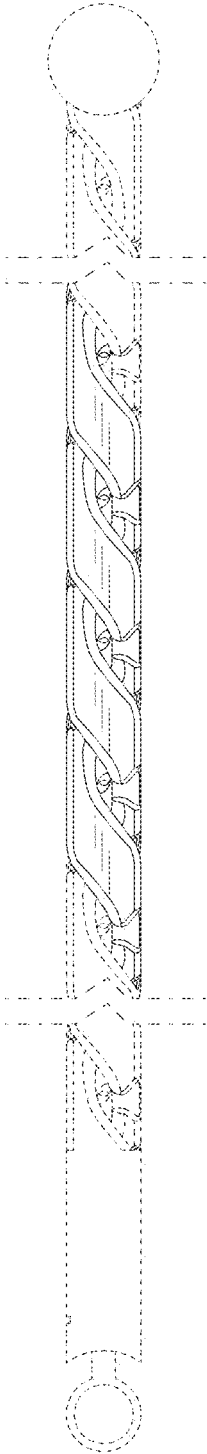


FIG. 6



FIG. 7




FIG. 8