



US00D461971S

(12) **United States Design Patent** (10) **Patent No.:** **US D461,971 S**  
**Stanton** (45) **Date of Patent:** **\*\* Aug. 27, 2002**

(54) **ENTERTAINMENT CENTER**  
(75) Inventor: **Shawn Christopher Stanton**, High Point, NC (US)  
(73) Assignee: **Thomasville Furniture Industries, Inc.**, Thomasville, NC (US)  
(\*\*) Term: **14 Years**  
(21) Appl. No.: **29/147,538**  
(22) Filed: **Aug. 30, 2001**  
(51) **LOC (7) Cl.** ..... **06-04**  
(52) **U.S. Cl.** ..... **D6/439**  
(58) **Field of Search** ..... D6/436, 437-439, D6/445-447, 470; 312/114, 117, 204, 224

Furniture Today, Harden Armoire, p. 102, Oct. 19, 1998.\*  
Furniture Today, Stanley Advertising Section, Armoire, Apr. 3, 2000.\*  
Entertainment Center, Elysee Collection brochure, Thomasville Furniture Industries, Inc., p. 24, 1999.  
Basket weave design, Elysee Collection brochure, Thomasville Furniture Industries, Inc., p. 16, 1999.

\* cited by examiner

*Primary Examiner*—Cathron C. Brooks  
(74) *Attorney, Agent, or Firm*—Womble Carlyle Sandridge & Rice, PLLC

(57) **CLAIM**

The ornamental design for an entertainment center, as shown and described.

(56) **References Cited**  
**U.S. PATENT DOCUMENTS**

D363,835 S	*	11/1995	Paus	.....	D6/439
D372,376 S		8/1996	Walters, III et al.	.....	D6/445
D388,637 S	*	1/1998	Kelley et al.	.....	D6/439
D403,531 S	*	1/1999	Blaay	.....	D6/445
D403,891 S	*	1/1999	West	.....	D6/439
D429,918 S	*	8/2000	Hazen et al.	.....	D6/439


**OTHER PUBLICATIONS**

Furniture Today, Romweber Armoire, p. 160, Oct. 20, 1997.\*  
Furniture Today, Aico Armoire, p. 14, Oct. 19, 1998.\*

**DESCRIPTION**

FIG. 1 is a left front perspective view of an entertainment center showing my new design;  
FIG. 2 is a side elevational view, the opposite side being a mirror image thereof; and,  
FIG. 3 is a front elevational view thereof.  
The bottom and rear views of the entertainment center are not shown and form no part of the claimed design. The dashed lines represent environmental elements only and form no part of the claimed design.

**1 Claim, 3 Drawing Sheets**






FIG. 1

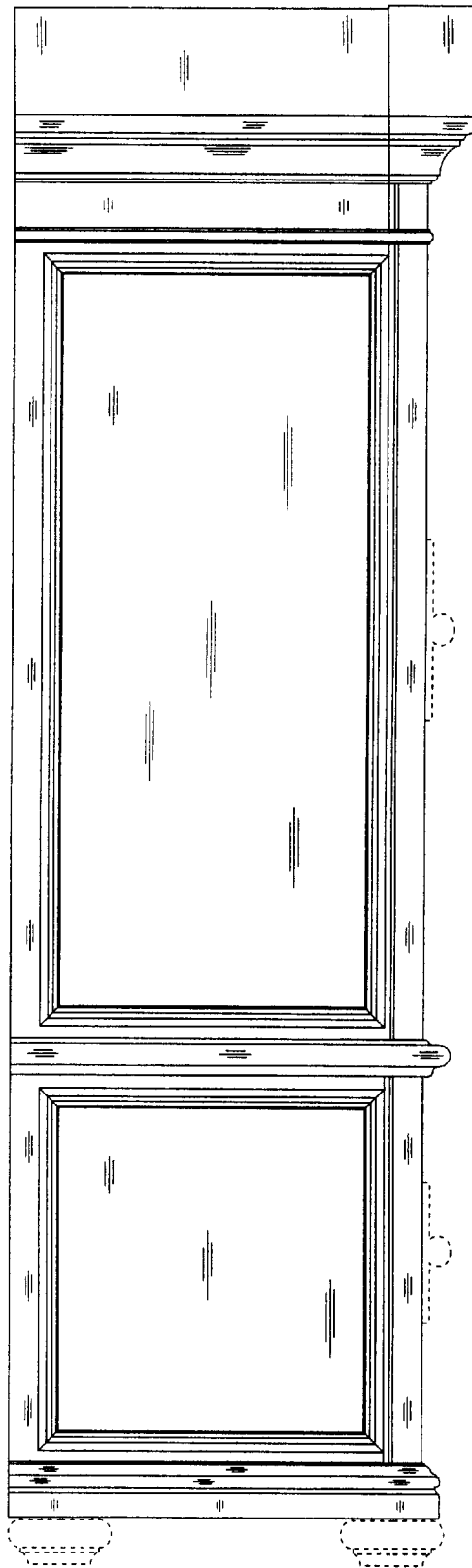


FIG. 2




FIG. 3