



US00D849439S

(12) **United States Design Patent**
Williams, Jr. et al.

(10) **Patent No.:** **US D849,439 S**

(45) **Date of Patent:** **** May 28, 2019**

(54) **SOFA**

(71) Applicant: **The Mitchell Gold Co.**, Taylorsville, NC (US)

(72) Inventors: **Robert T. Williams, Jr.**, Hickory, NC (US); **Matthew D. Wilder**, Hickory, NC (US); **Christopher H. Wilson**, Statesville, NC (US)

(73) Assignee: **The Mitchell Gold Co.**, Taylorsville, NC (US)

(**) Term: **15 Years**

(21) Appl. No.: **29/621,142**

(22) Filed: **Oct. 4, 2017**

(51) **LOC (11) Cl.** **06-01**

(52) **U.S. Cl.**
USPC **D6/381**

(58) **Field of Classification Search**

USPC D6/334, 335, 336, 341, 360, 361, 364, D6/365, 366, 367, 368, 369, 371, 372, D6/373, 374, 375, 376, 377, 378, 381
CPC A47C 1/00; A47C 13/00; A47C 13/005; A47C 15/002; A47C 17/02

See application file for complete search history.

(56) **References Cited**

U.S. PATENT DOCUMENTS

| | | | | |
|--------------|---------|-------------|-------|--------|
| D176,596 S * | 1/1956 | Cleese, Jr. | | D6/367 |
| D176,938 S * | 2/1956 | Wilson | | D6/377 |
| D255,731 S * | 7/1980 | Marks | | D6/381 |
| D406,955 S * | 3/1999 | Hutton | | D6/381 |
| D446,039 S * | 8/2001 | Gomez | | D6/381 |
| D485,086 S * | 1/2004 | Gomez | | D6/381 |
| D493,039 S * | 7/2004 | Ricci | | D6/334 |
| D498,074 S * | 11/2004 | Gomez | | D6/381 |
| D499,261 S * | 12/2004 | Ricci | | D6/334 |
| D499,263 S * | 12/2004 | Ricci | | D6/334 |

(Continued)

Primary Examiner — Deanna L Pratt

(74) *Attorney, Agent, or Firm* — Kilpatrick Townsend & Stockton LLP

(57) **CLAIM**

We claim the ornamental design for the sofa, as shown and described.

DESCRIPTION

FIG. 1 is a top, perspective view of a sofa comprising the present invention.

FIG. 2 is a front elevational view of the sofa shown in FIG. 1.

FIG. 3 is a side elevational view of the sofa shown in FIGS. 1 and 2.

FIG. 4 is a side elevational view of the sofa shown in FIGS. 1, 2, and 3.

FIG. 5 is a rear elevational view of the sofa shown in FIGS. 1, 2, 3, and 4.

FIG. 6 is a top plan view of the sofa shown in FIGS. 1, 2, 3, 4, and 5.

FIG. 7 is a bottom plan view of the sofa shown in FIGS. 1, 2, 3, 4, 5, and 6.

FIG. 8 is a perspective view of another embodiment of sofa comprising the present invention.

FIG. 9 is a front elevational view of the sofa shown in FIG. 8.

FIG. 10 is a side elevational view of the sofa shown in FIGS. 8 and 9.

FIG. 11 is a side elevational view of the sofa shown in FIGS. 8, 9, and 10.

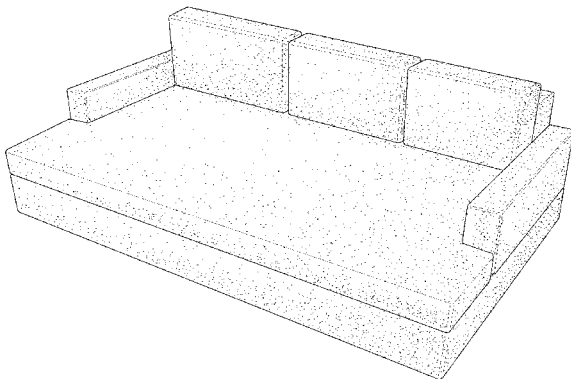
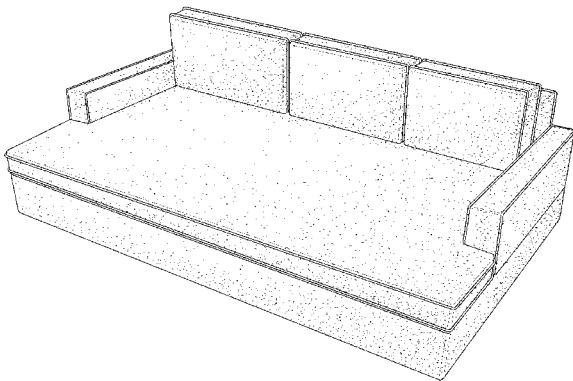
FIG. 12 is a rear elevational view of the sofa shown in FIGS. 8, 9, 10 and 11.

FIG. 13 is a top plan view of the sofa shown in FIGS. 8, 9, 10, 11, and 12; and,

FIG. 14 is a bottom plan view of the sofa shown in FIGS. 8, 9, 10, 11, 12, and 13.

The broken lines are for environmental purposes only and form no part of the claimed design.

1 Claim, 12 Drawing Sheets



(56)

References Cited

U.S. PATENT DOCUMENTS

| | | | | | | |
|----------|---|---|---------|---------|-------|--------|
| D501,330 | S | * | 2/2005 | Gomez | | D6/334 |
| D540,062 | S | * | 4/2007 | Natuzzi | | D6/381 |
| D544,233 | S | * | 6/2007 | Hutton | | D6/378 |
| D559,003 | S | * | 1/2008 | Lissoni | | D6/381 |
| D640,481 | S | * | 6/2011 | Bush | | D6/381 |
| D691,825 | S | * | 10/2013 | Lenney | | D6/381 |
| D691,826 | S | * | 10/2013 | Banda | | D6/381 |
| D807,660 | S | * | 1/2018 | Hughes | | D6/381 |

* cited by examiner

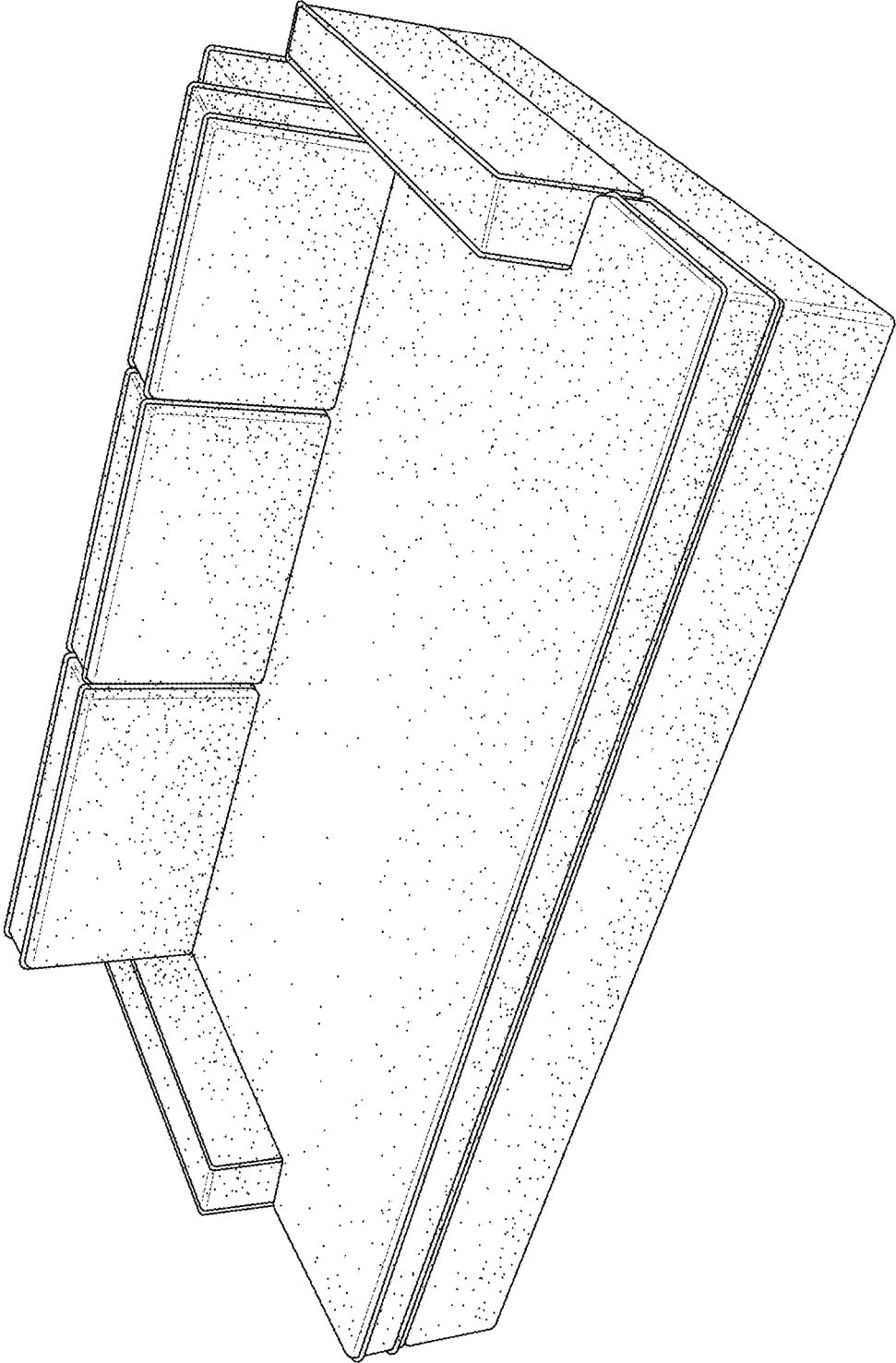


FIG. 1




FIG. 2

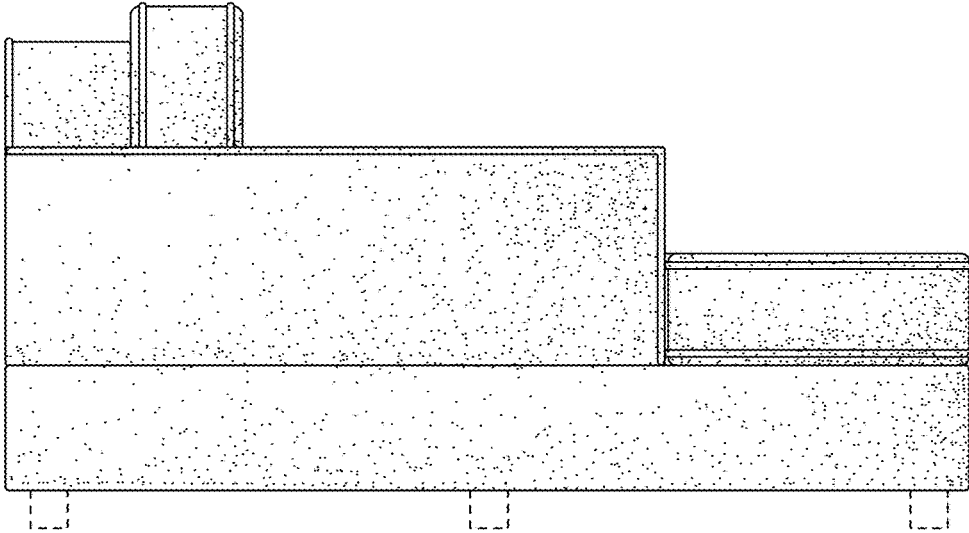


FIG. 3

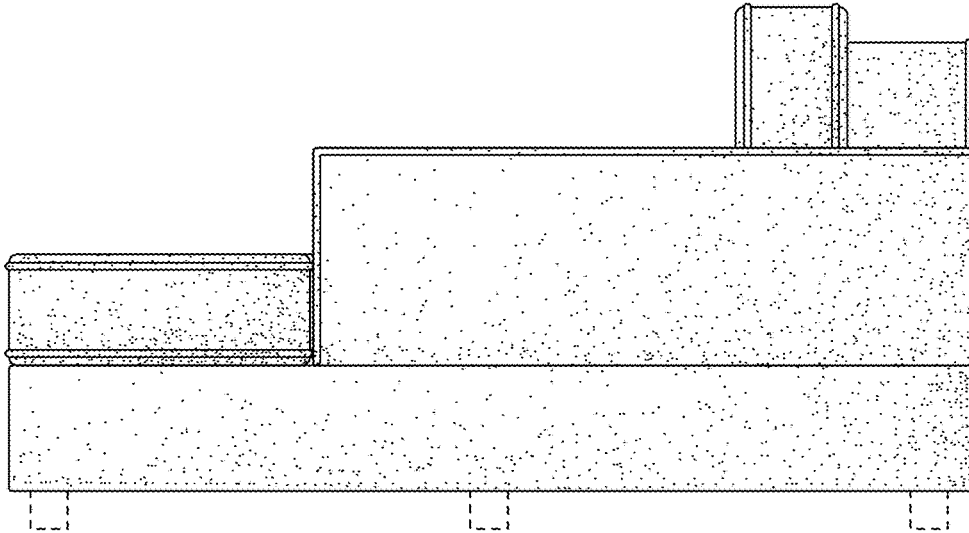


FIG. 4




FIG. 5




FIG. 6




FIG. 7

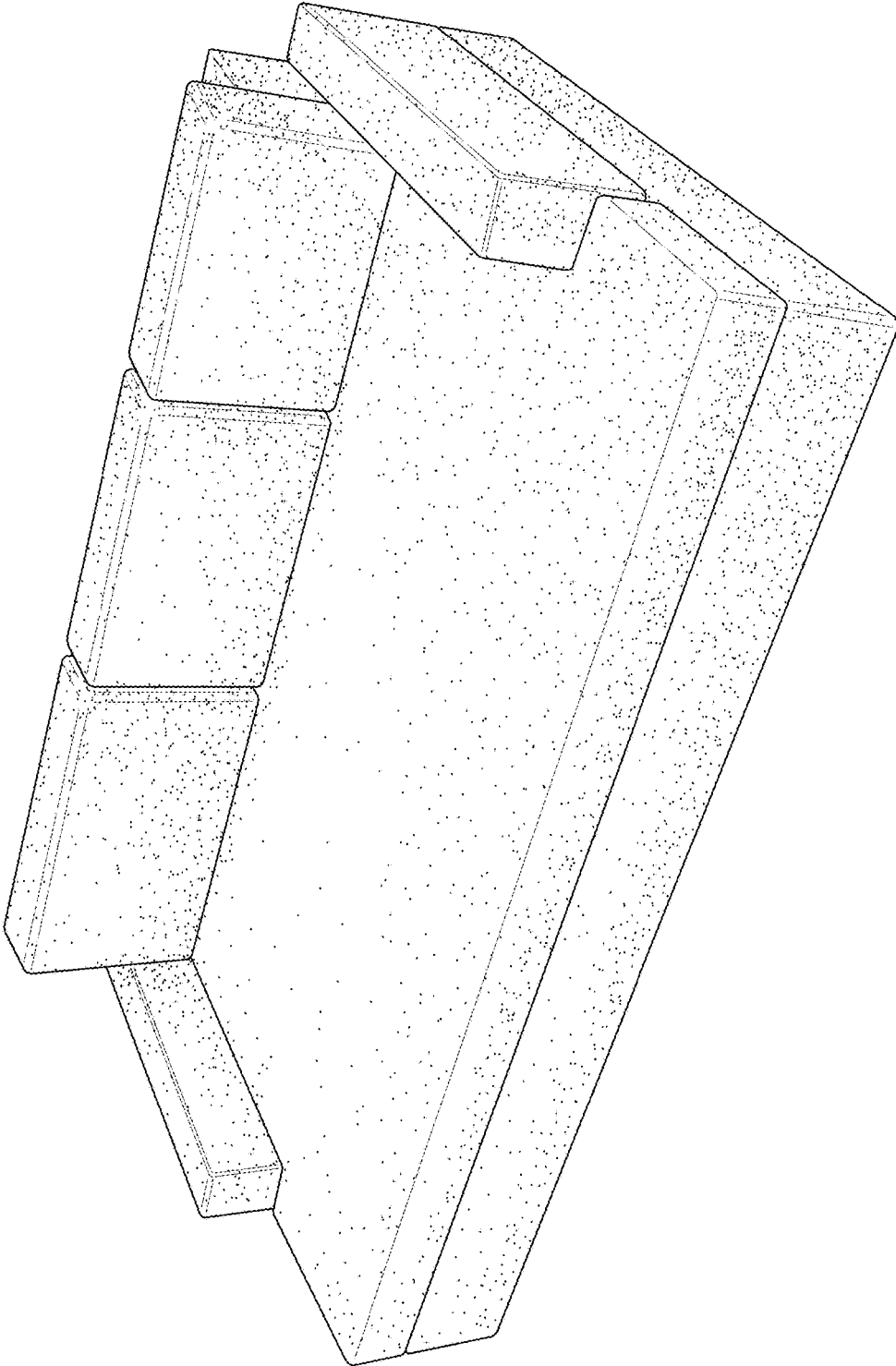


FIG. 8

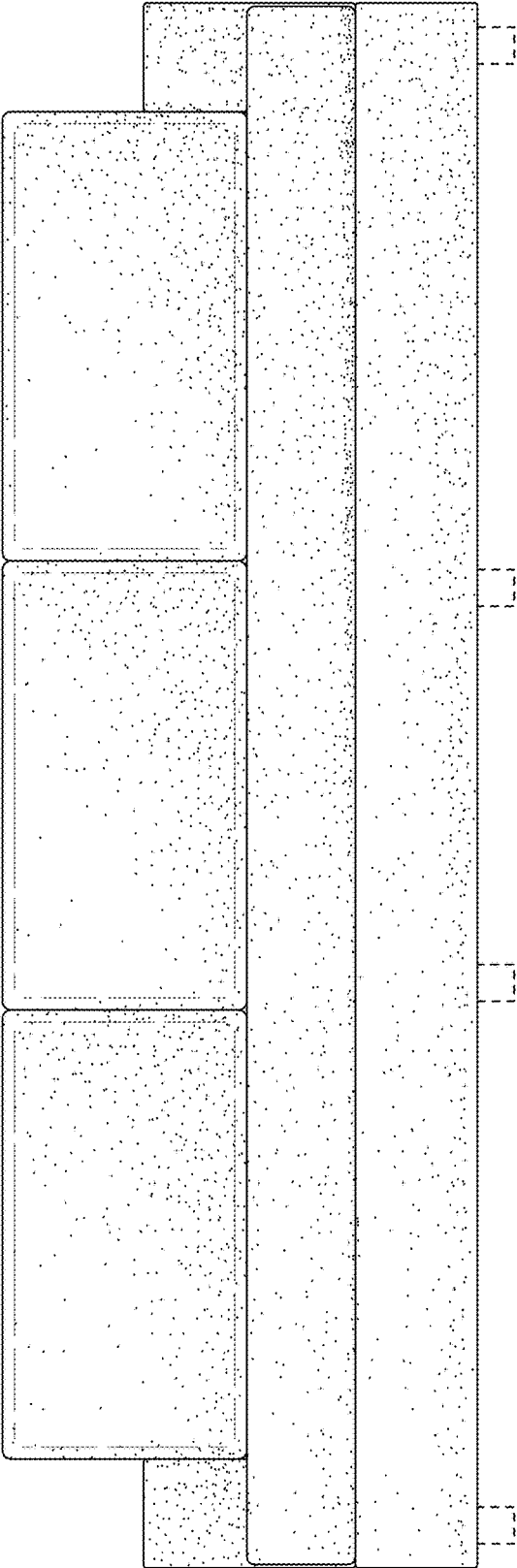


FIG. 9

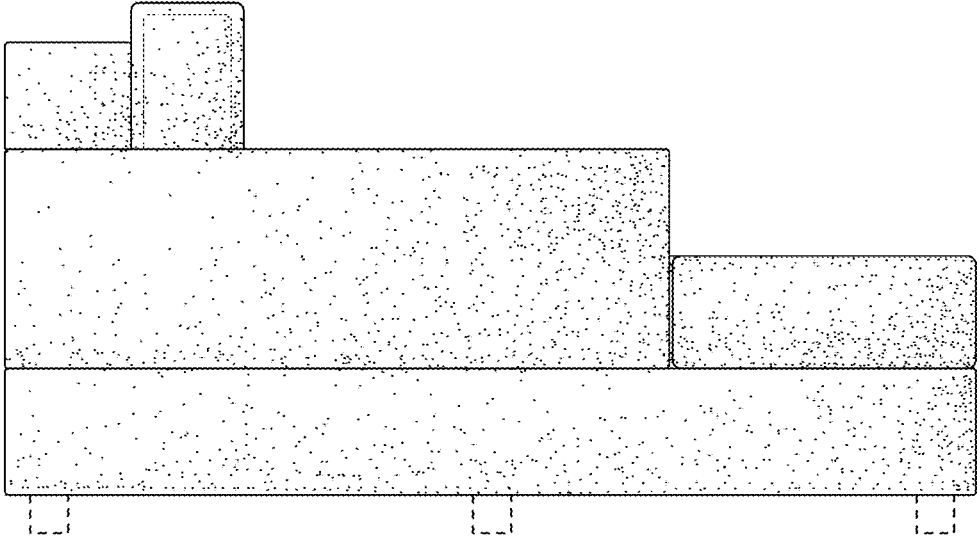


FIG. 10

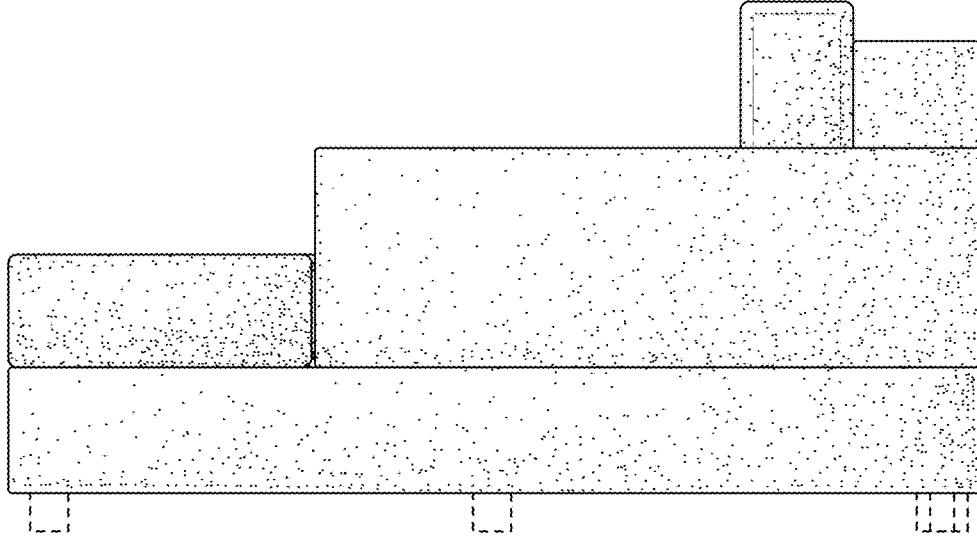


FIG. 11

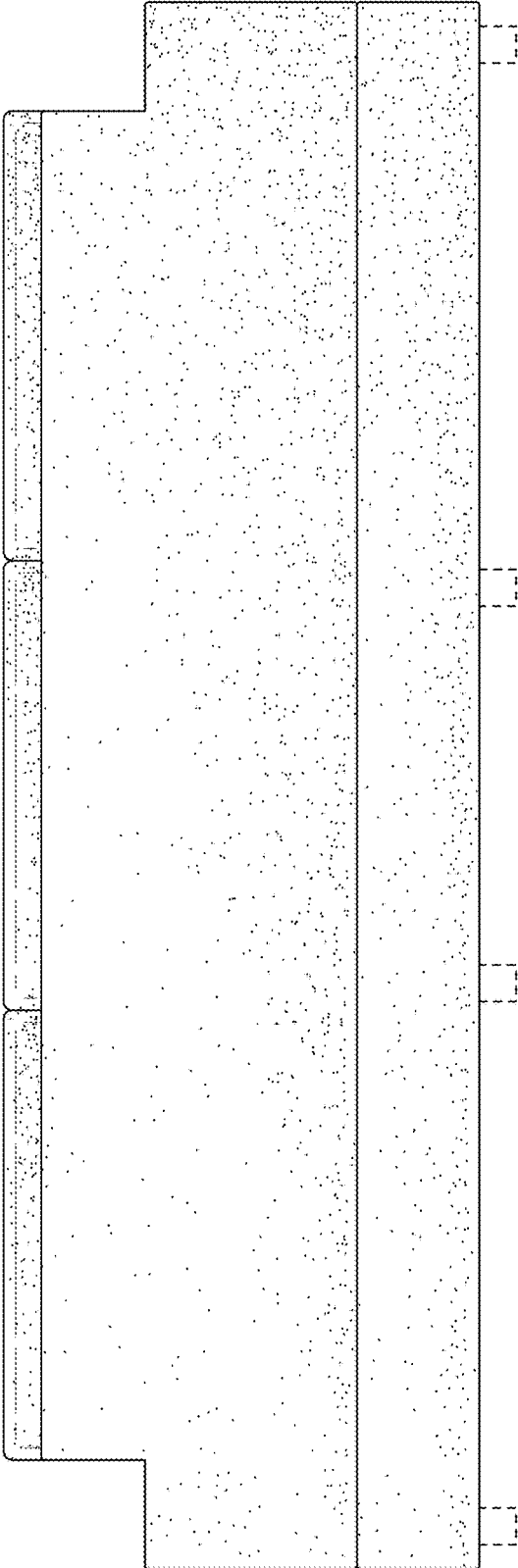


FIG. 12




FIG. 13




FIG. 14