



US 20090044293A1

(19) **United States**

(12) **Patent Application Publication**

Sakai et al.

(10) **Pub. No.: US 2009/0044293 A1**

(43) **Pub. Date: Feb. 12, 2009**

(54) **PLANTS WITH ALTERED ROOT ARCHITECTURE, INVOLVING THE RT1 GENE, RELATED CONSTRUCTS AND METHODS**

(76) Inventors: **Hajime Sakai**, Newark, DE (US); **Graziana Taramino**, Wilmington, DE (US)

Correspondence Address:
**E I DU PONT DE NEMOURS AND COMPANY
LEGAL PATENT RECORDS CENTER
BARLEY MILL PLAZA 25/1122B, 4417 LAN-
CASTER PIKE
WILMINGTON, DE 19805 (US)**

(21) Appl. No.: **12/146,744**

(22) Filed: **Jun. 26, 2008**

Related U.S. Application Data

(60) Provisional application No. 60/947,117, filed on Jun. 29, 2007.

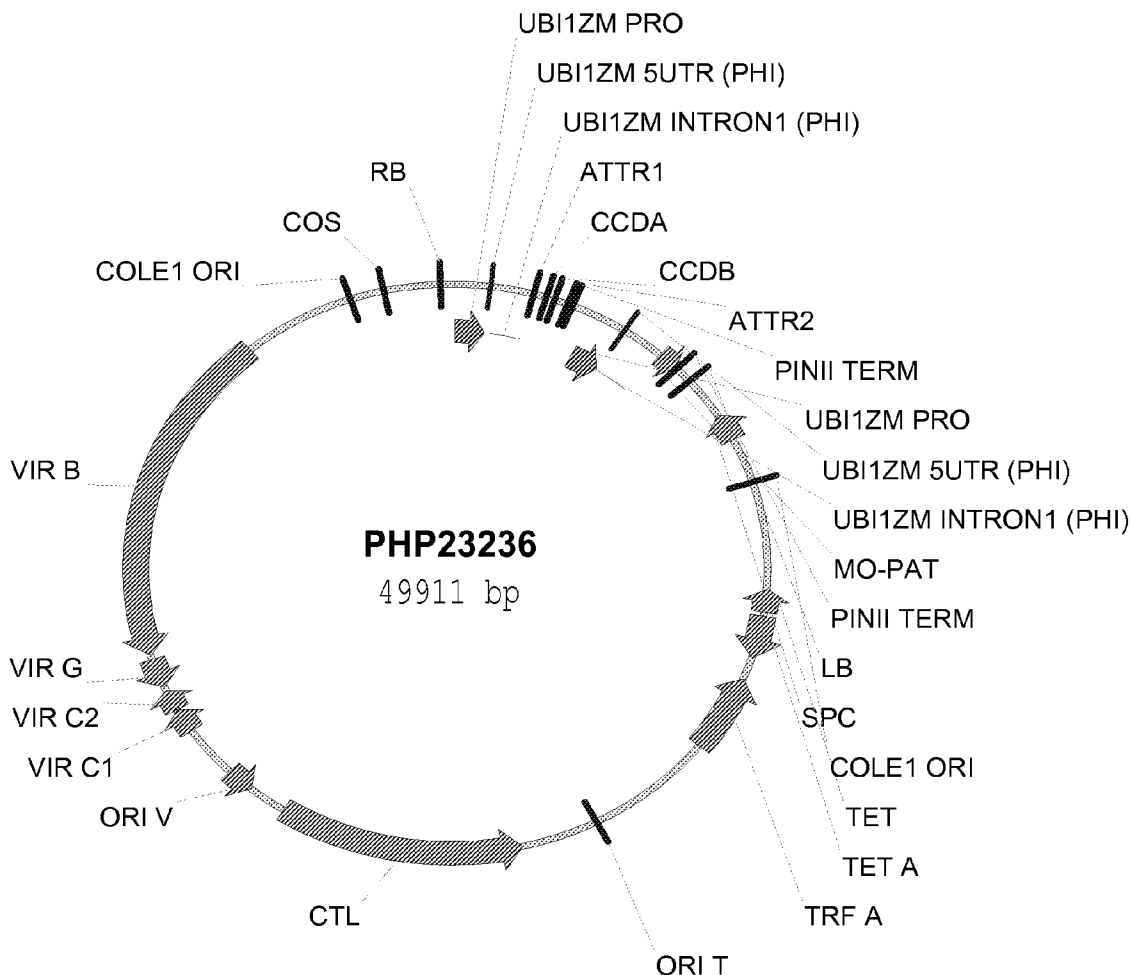
Publication Classification

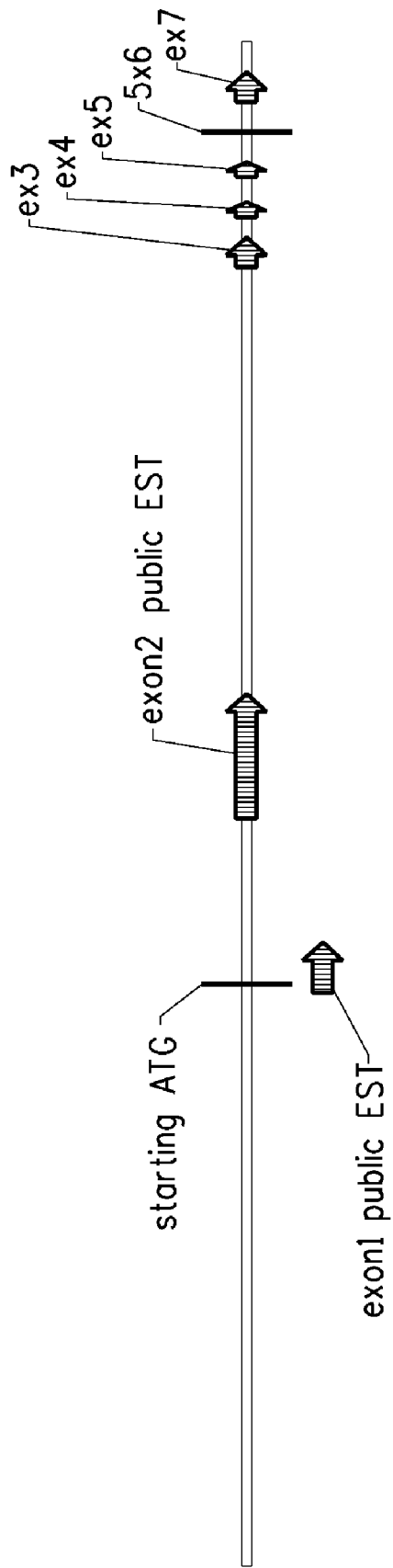
(51) **Int. Cl.**
C12N 15/11 (2006.01)
A01H 5/00 (2006.01)
C12N 15/82 (2006.01)
C12N 5/10 (2006.01)

(52) **U.S. Cl.** **800/278**; 800/298; 800/320.1;
800/312; 800/302; 800/301; 536/23.1; 435/320.1;
435/468; 435/419

(57) **ABSTRACT**

Isolated polynucleotides and polypeptides and recombinant DNA constructs particularly useful for altering root structure of plants, compositions (such as plants or seeds) comprising these recombinant DNA constructs, and methods utilizing these recombinant DNA constructs. The recombinant DNA construct comprises a polynucleotide operably linked to a promoter functional in a plant, wherein said polynucleotide encodes a polypeptide useful for altering plant root architecture.



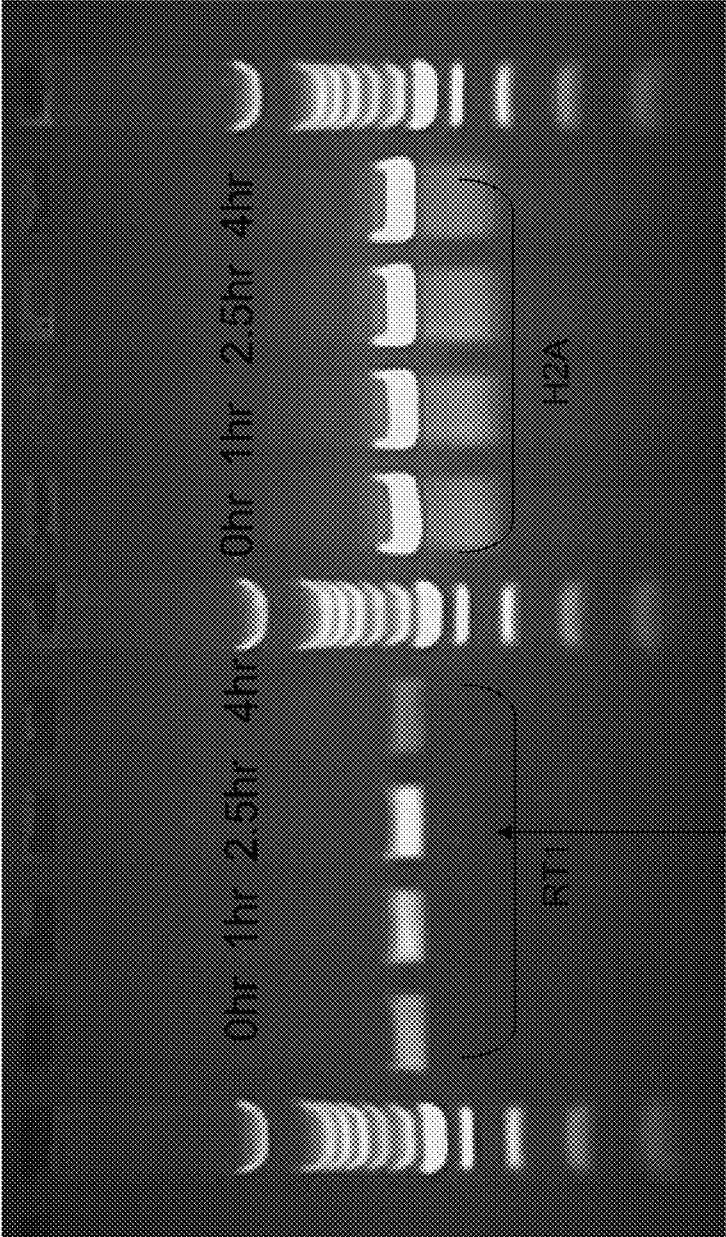


New rt1 bac region around ethylen
respo 7.8 Kb exon annotation
7800 bp

FIG. 1

FIG. 2

RT PCR after induction with Ethephon (1.5×10^{-4} M)



Induction after 2.5 Hours of treatment

FIG. 3A

```

**          * * * * *
SEQ ID NO:13 MMAASSSSFNLSHVLVQDDL-PWPASSSSSQLPFAPSHPPHGAIIGGQQWQWQPQML
SEQ ID NO:16 MMAASSSSSS-NLSDHLAQDDLLPWPSSSSSS--LPFAPAAPHHSIIGGNSQ---QPLAL
SEQ ID NO:19 MMASSSSSSLCDNHLIQDDLLIPWPS-----MPFAPAP---NTFGLNHQWSQPPMLS
SEQ ID NO:21 MDSA-----NLHQIQDQL-QLVGSSSSSSLDNNSDPSCYGA--SSAHQWSPGGISL
          * *
SEQ ID NO:13 NCADRHPSDELEVLLSAQGSHH-----HHHPSSSVIHPQLSS-LLMMQDLGFQWSSCG
SEQ ID NO:16 NCADRHHSDELEVLLSAQGSHHSHRHSHPASPVIPPQLSSLLTMQDLGFQWSNCG
SEQ ID NO:19 SSTDQLSSYELESLQVESQLAAAAPP-----TSPHLQAHQLSTVLMQELGFQWSSCA
SEQ ID NO:21 NSVLSHNYNNEMLNT----RAHNNNNNNTSECMSSLSIHNHSLIQQQDFPLQWPHDQ
          *
SEQ ID NO:13 S-FVDTSS----SSPMPPLVNGQQHDGHNKIKEDRPLTAN---NSSRSSCASTAM---
SEQ ID NO:16 GGFLDTS-----PSTPTNGQLQHDGDDDKIEAEGTLIT---NSSRSPSCAGTATIAA
SEQ ID NO:19 A-----PA----DQHSIASSTNNSVMMNEELRPRDQSL---ISNPRSCATLILPP
SEQ ID NO:21 SSYQHHEGLLKIKEELSSSTISDHOEGISKFTDMLNSPVIITNYLKINEHKDYTEKLLLKS
          *
SEQ ID NO:13 ACRDVLDGGGGGLPAMAAVAADLDD---GTVLPASVNVPRTTTRQRPFPAAAPPLPG
SEQ ID NO:16 SCHDVVLHGGGGGG-TVLPITINISLTT---TTTHTQAQ-----QQQRPFLAAPPPLPG
SEQ ID NO:19 P--HLHLDGA-----VLPSINVS-----RLOKLAAGDEPL--
SEQ ID NO:21 MSSGFPINGDYGSSLLPSSSSSSPSSQSHRGNFSQIYPSVNISSLSESRKMSMDDMSNIS
          *
SEQ ID NO:13 DAFEIL-ASSRLCKTLLLSQA-----SSSVLLHNG---TTPMLLRSE--HVPIG-----
SEQ ID NO:16 DAFEILLASSRLCKTLLLSQAAAASSSSVLLHDDGTISTVPSLRSESEHVAYGYGGPPP
SEQ ID NO:19 -----QICCK---RQAAAAA-----VVGHSSIRD--EHVPCPYAGPP-
SEQ ID NO:21 RPFIDINM---QVFDGRLF-----EGNVLVPPFNAQEISSLGMSRGLSFP
          *
SEQ ID NO:13 PPAPA---HPQG--PSIGNYKQCMQMGAS-CGG-----RAQHEAACQSMAAAAARP
SEQ ID NO:16 PPAPAAAHRPRRRPSPVDNYKQ--QMGAAACAAGAGRQWSAEHGGRAAAACEERAAAAAPAR
SEQ ID NO:19 -----AHLIQGPSNT-----LQMKRNTNAAAQGRG-----GRHGSSTEHRSSSTA---
SEQ ID NO:21 FGLPFHHHLQQTLPHLSSSPTHQMEMFSNEPQTSEGK-----RHNFLMATKAGENAS--

```


FIG. 4

% Identity

	SEQ ID NO:24 (B73-RT1)	SEQ ID NO:29 (cfp)	SEQ ID NO:39 (rice)	SEQ ID NO:25 (Arabidopsis)
SEQ ID NO:24 (B73-RT1)		47.2	39.7	26.0
SEQ ID NO:29 (cfp..)			33.2	24.1
SEQ ID NO:39 (rice)				29.1
SEQ ID NO:25 (Arabidopsis)				

FIG. 5

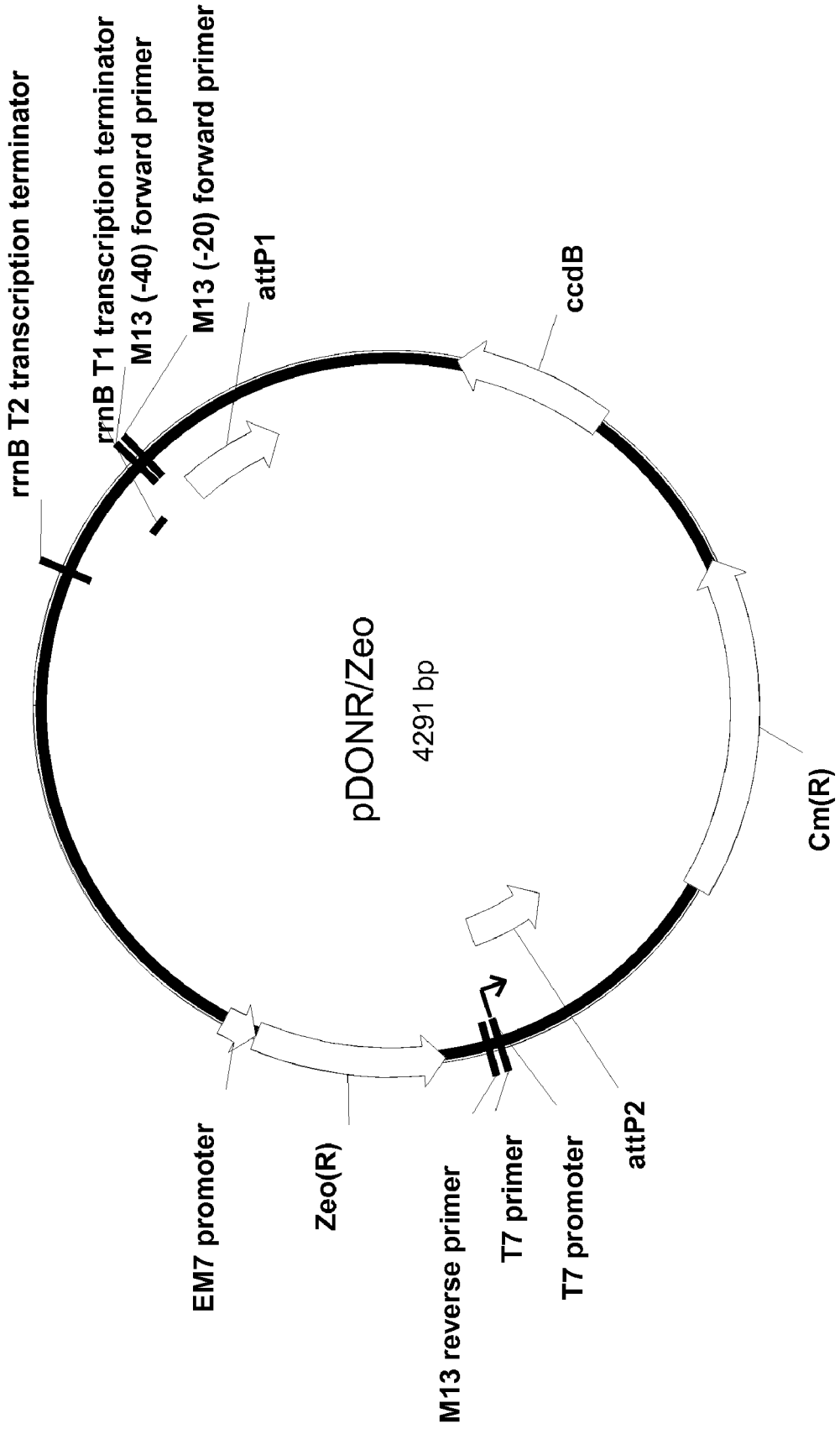


FIG. 6

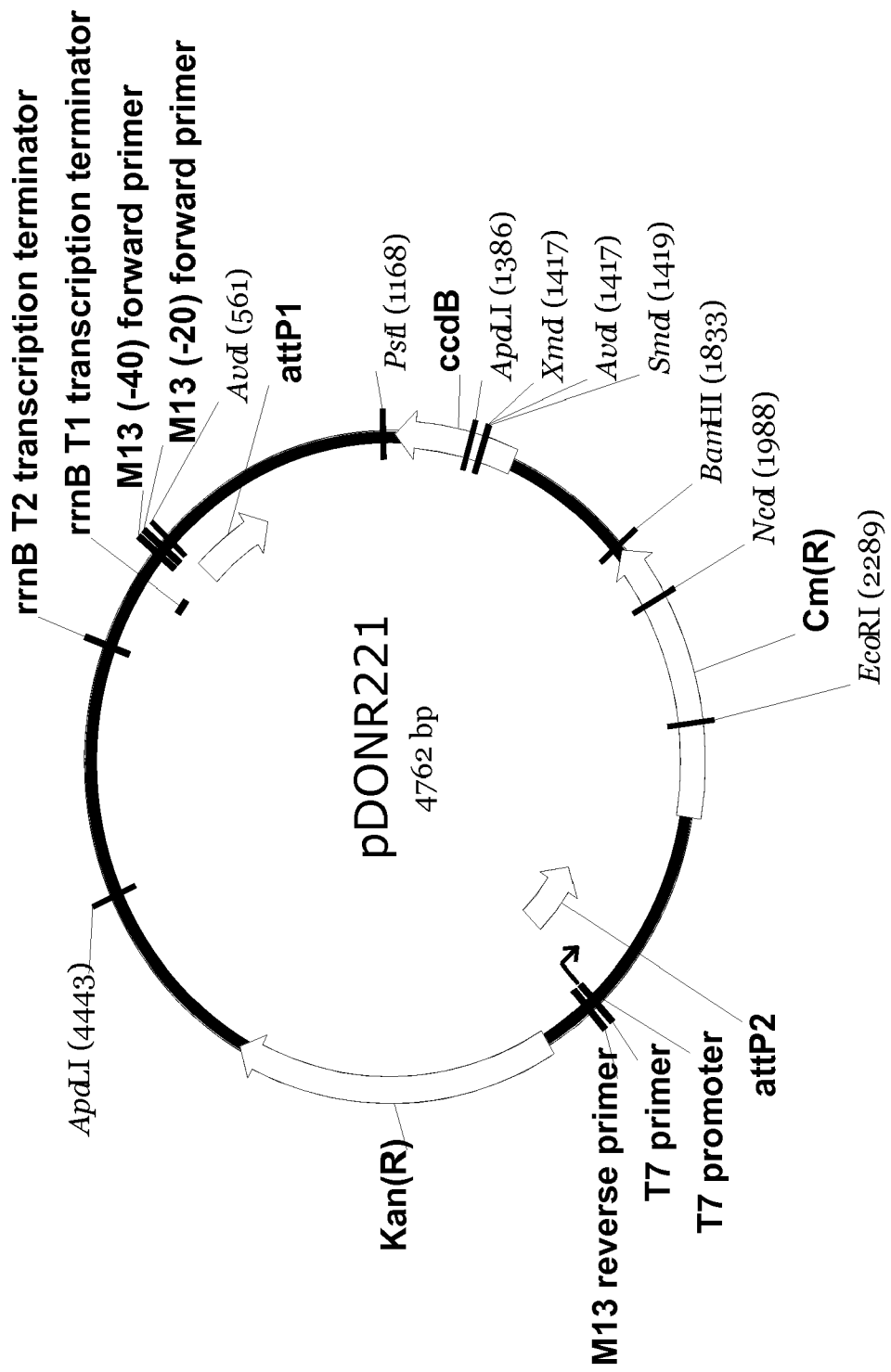


FIG. 7

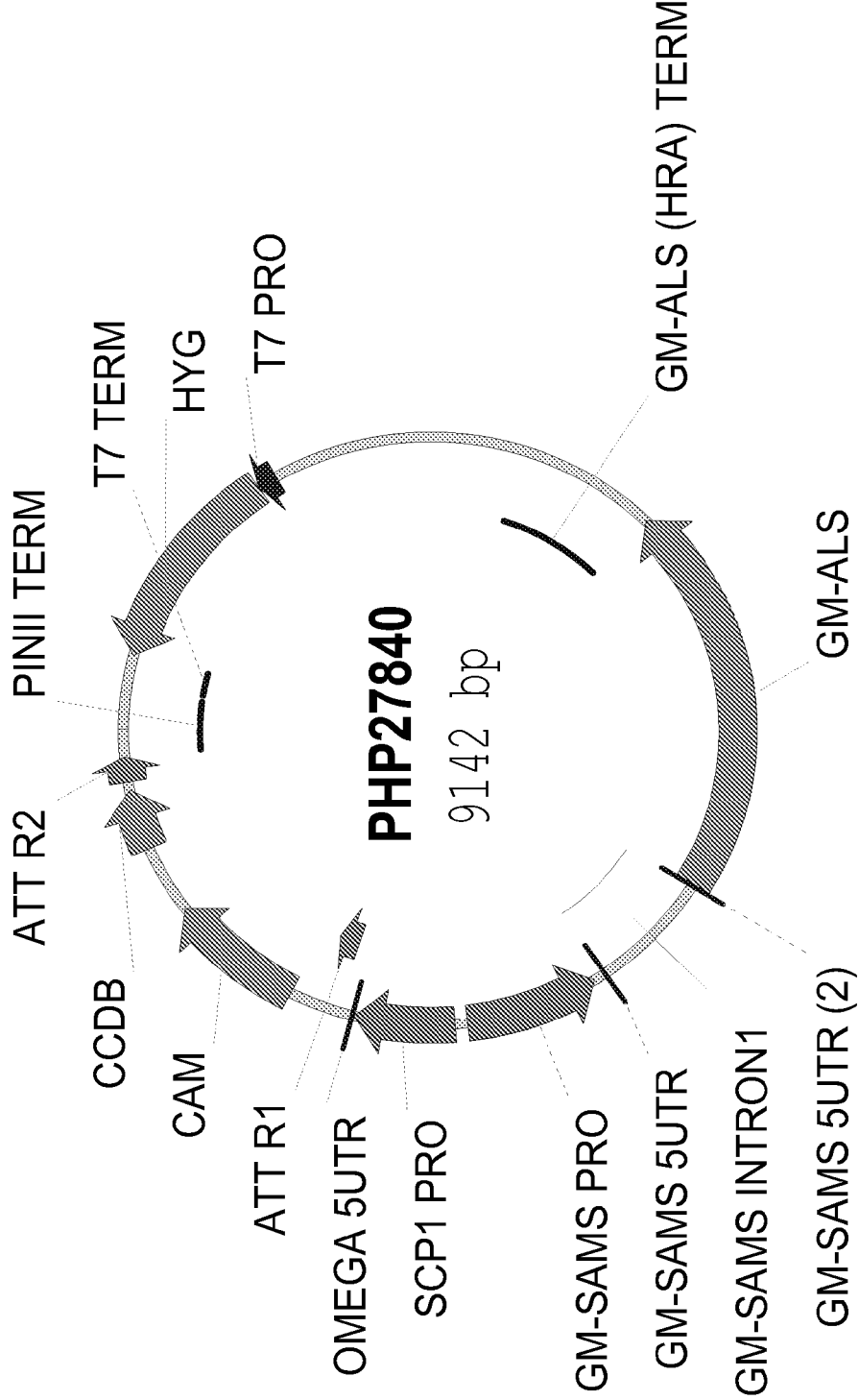


FIG. 8

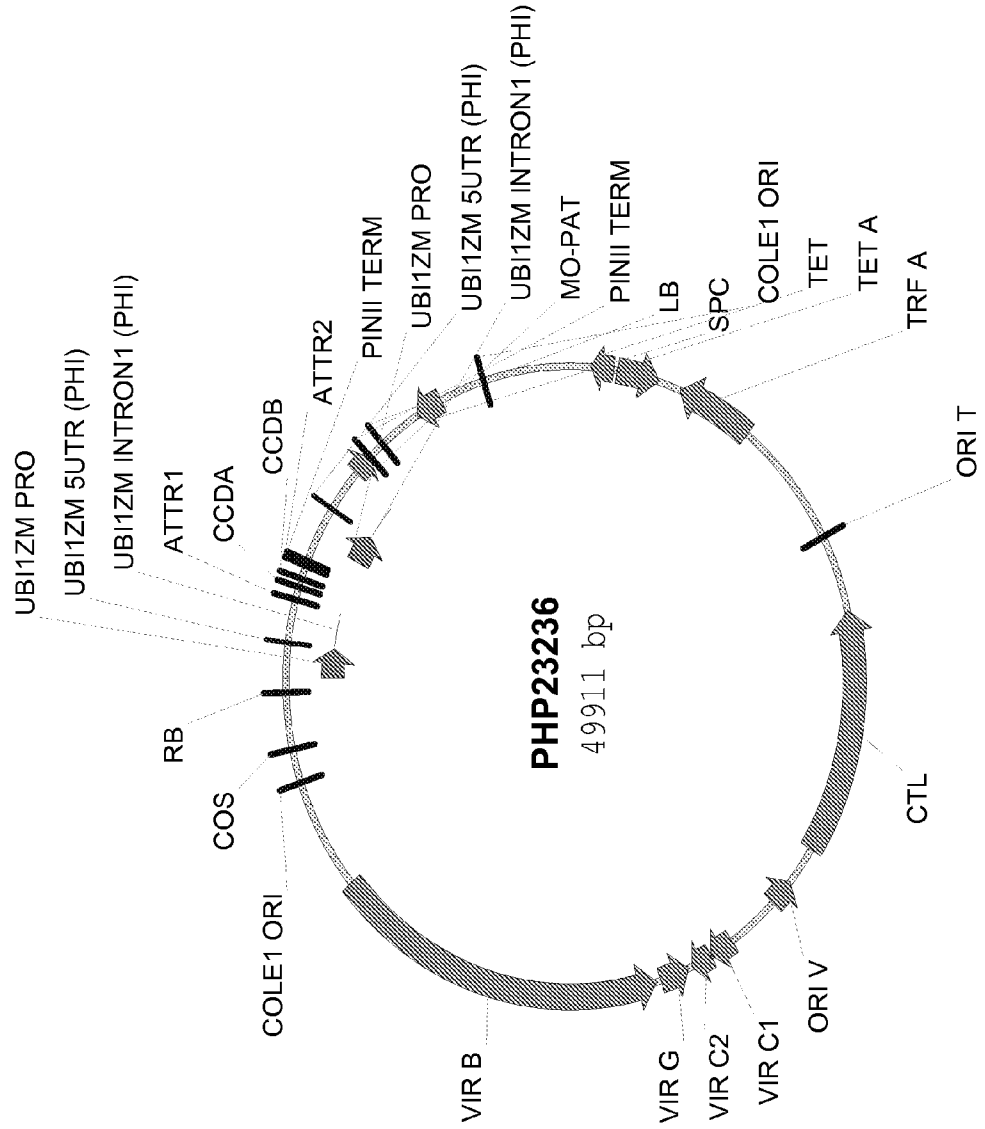


FIG. 9

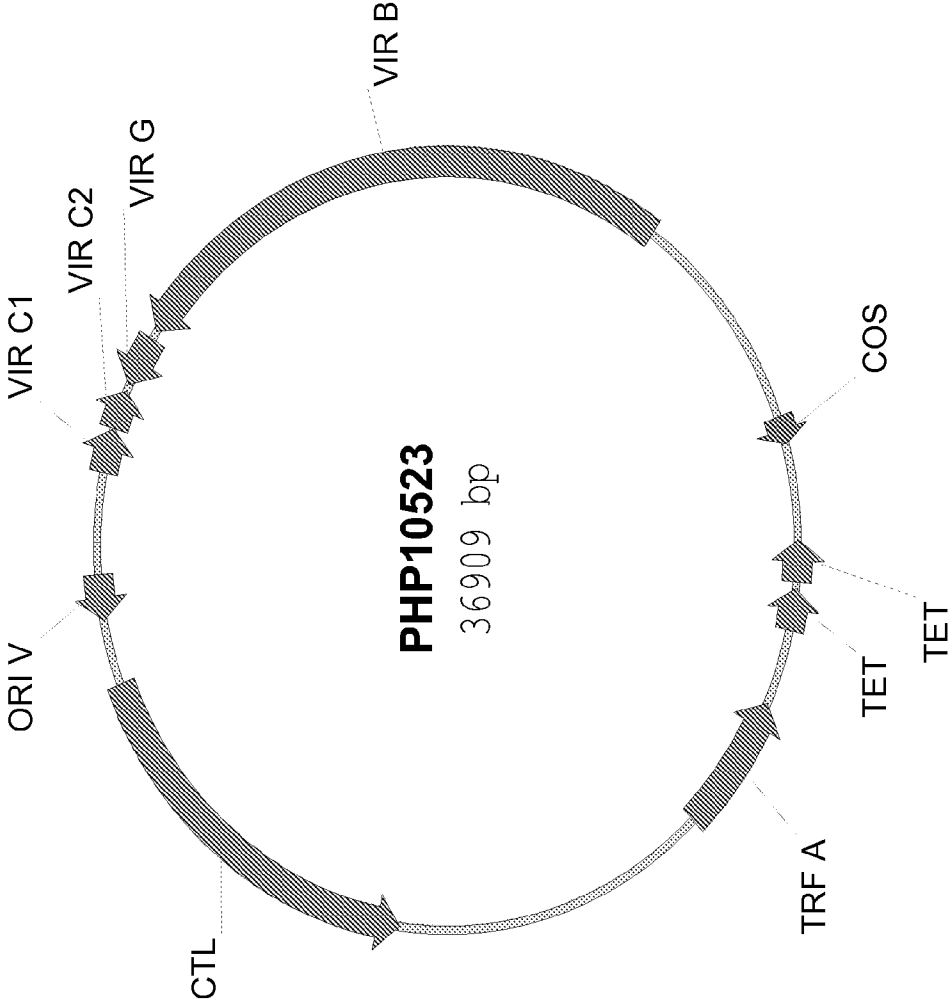


FIG. 10

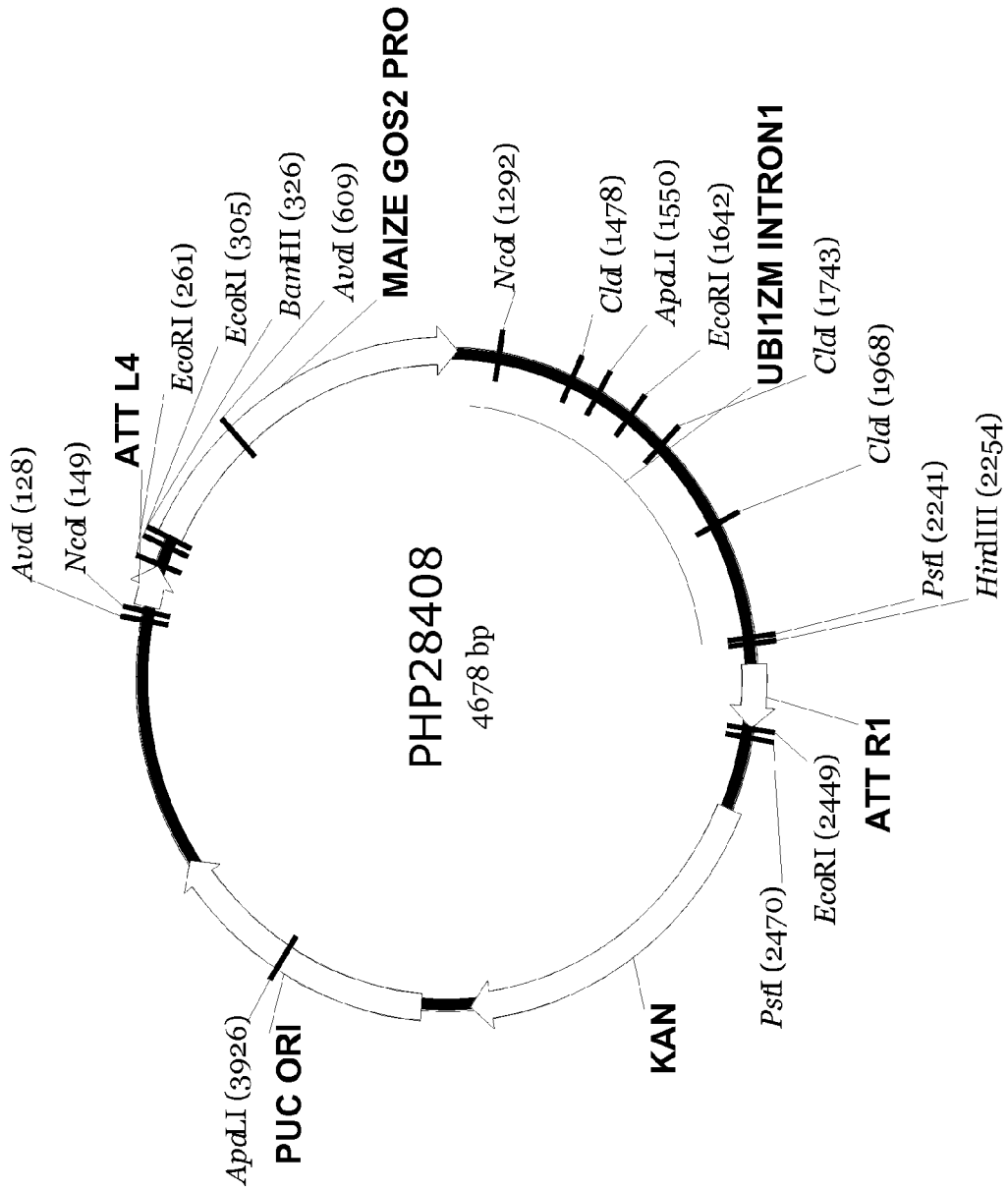


FIG. 11

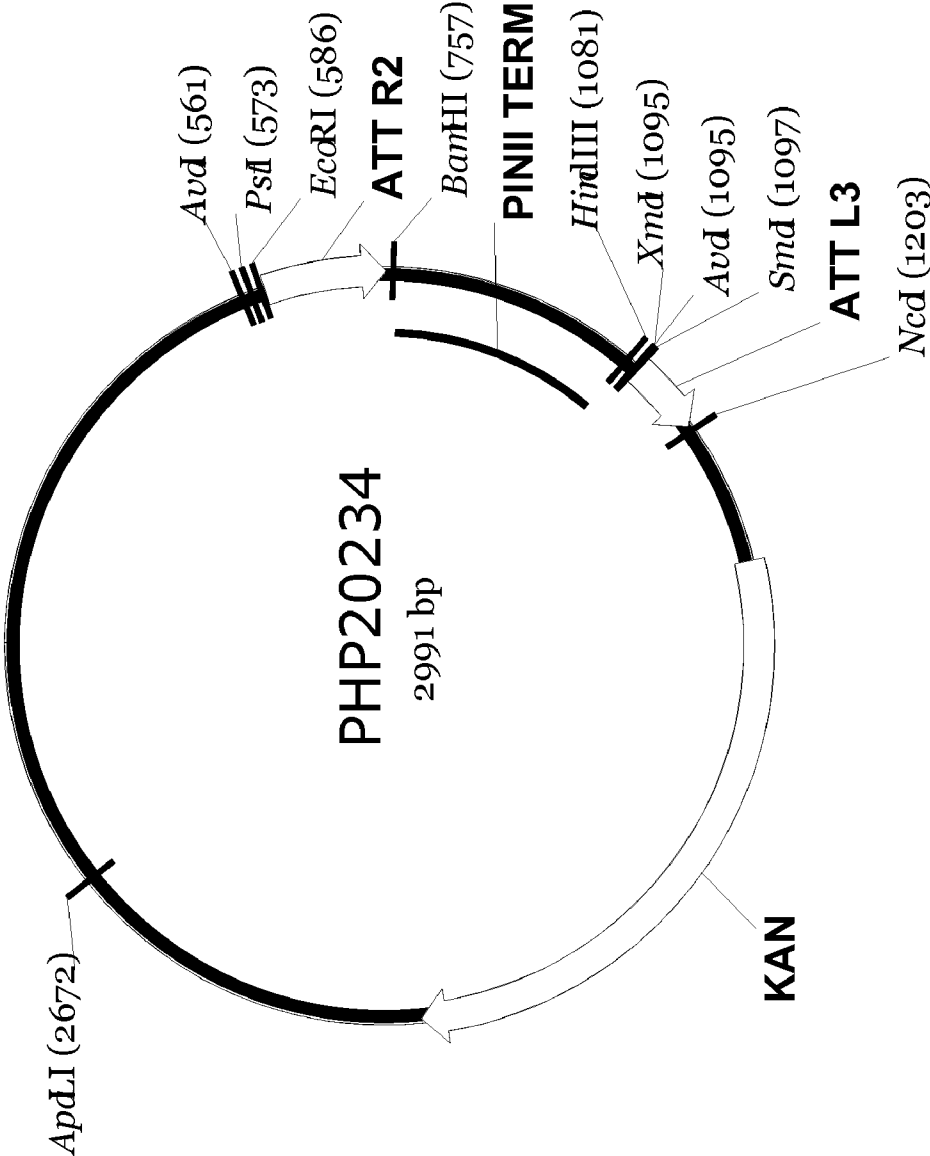


FIG. 12

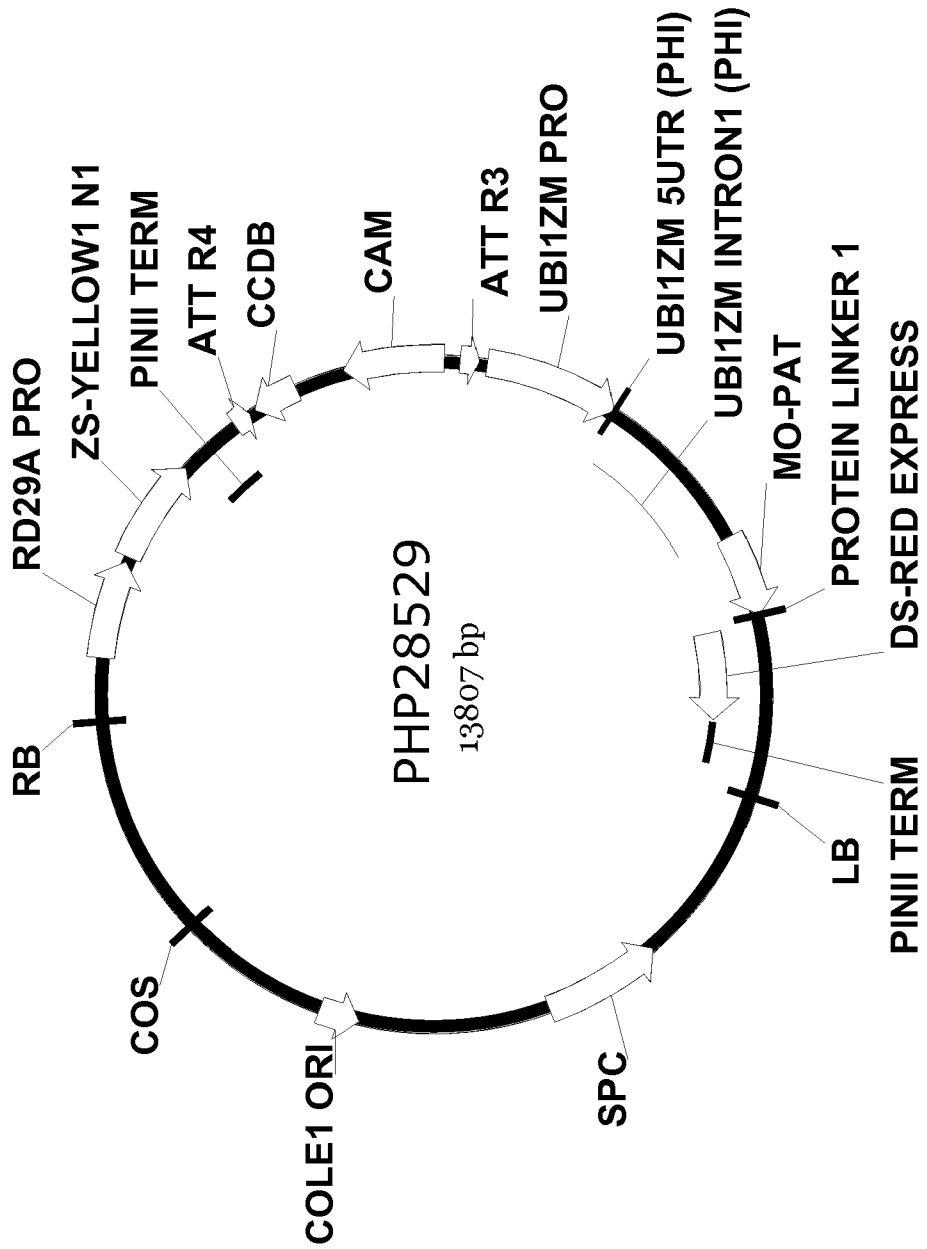


FIG. 13

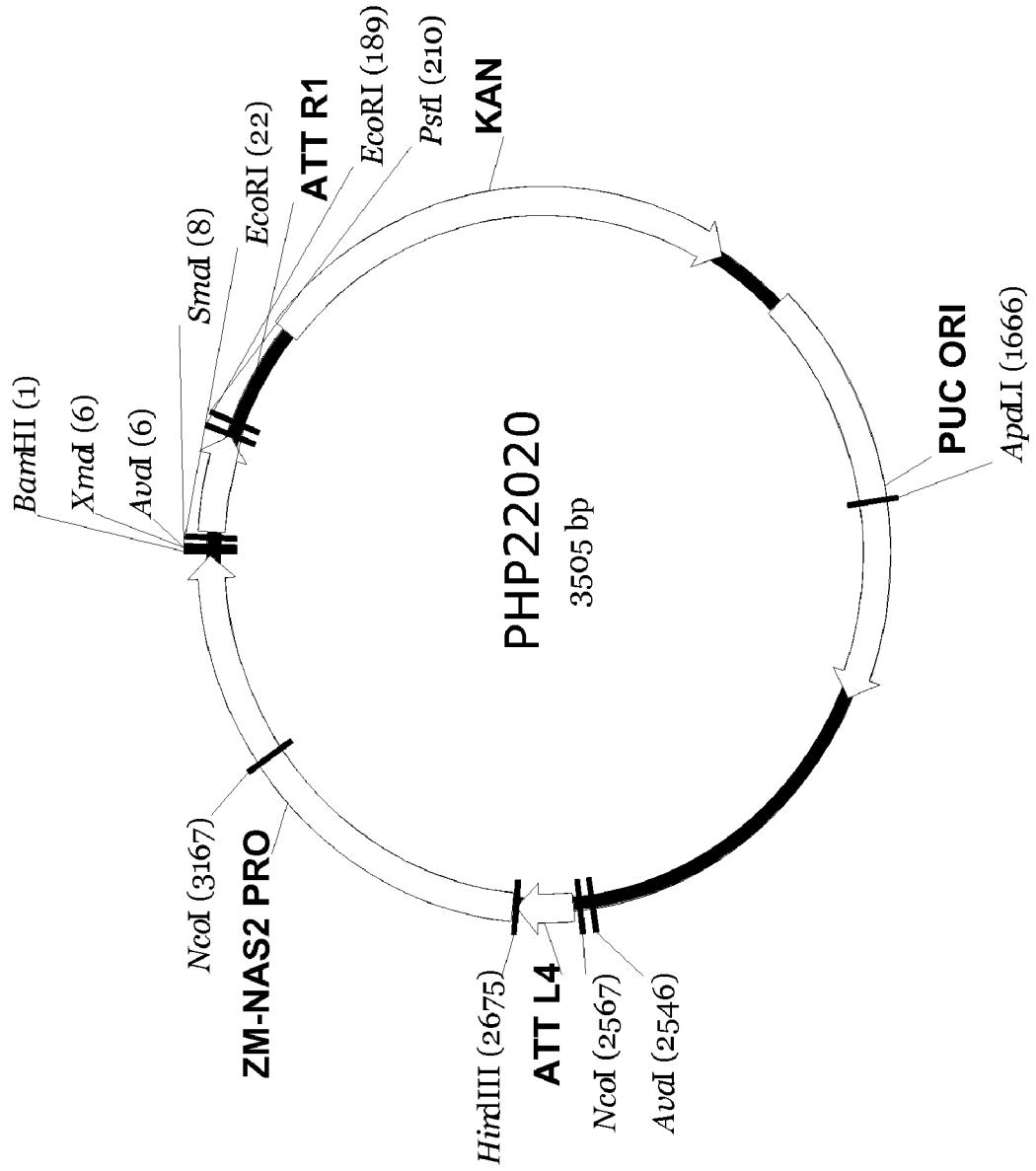


FIG. 14

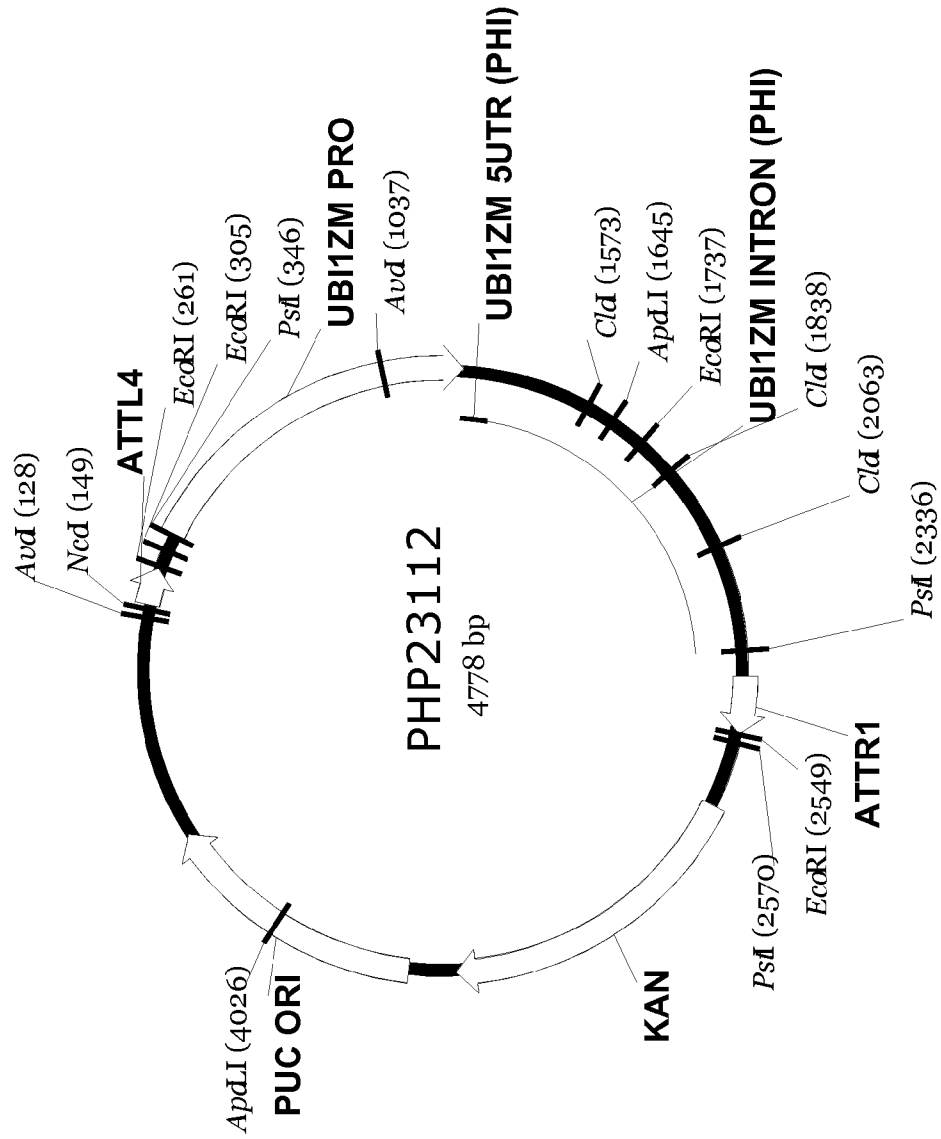


FIG. 15

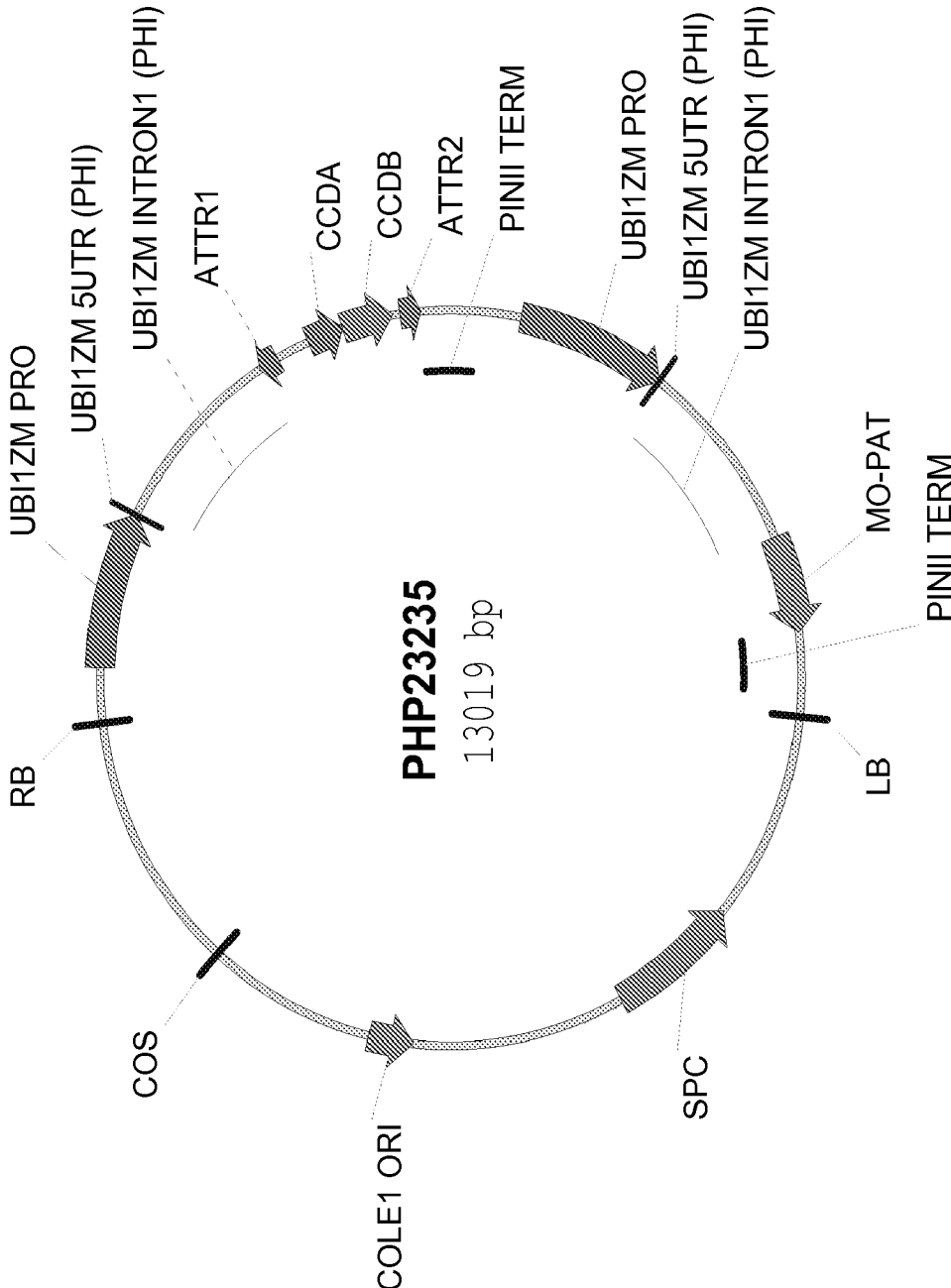


FIG. 16

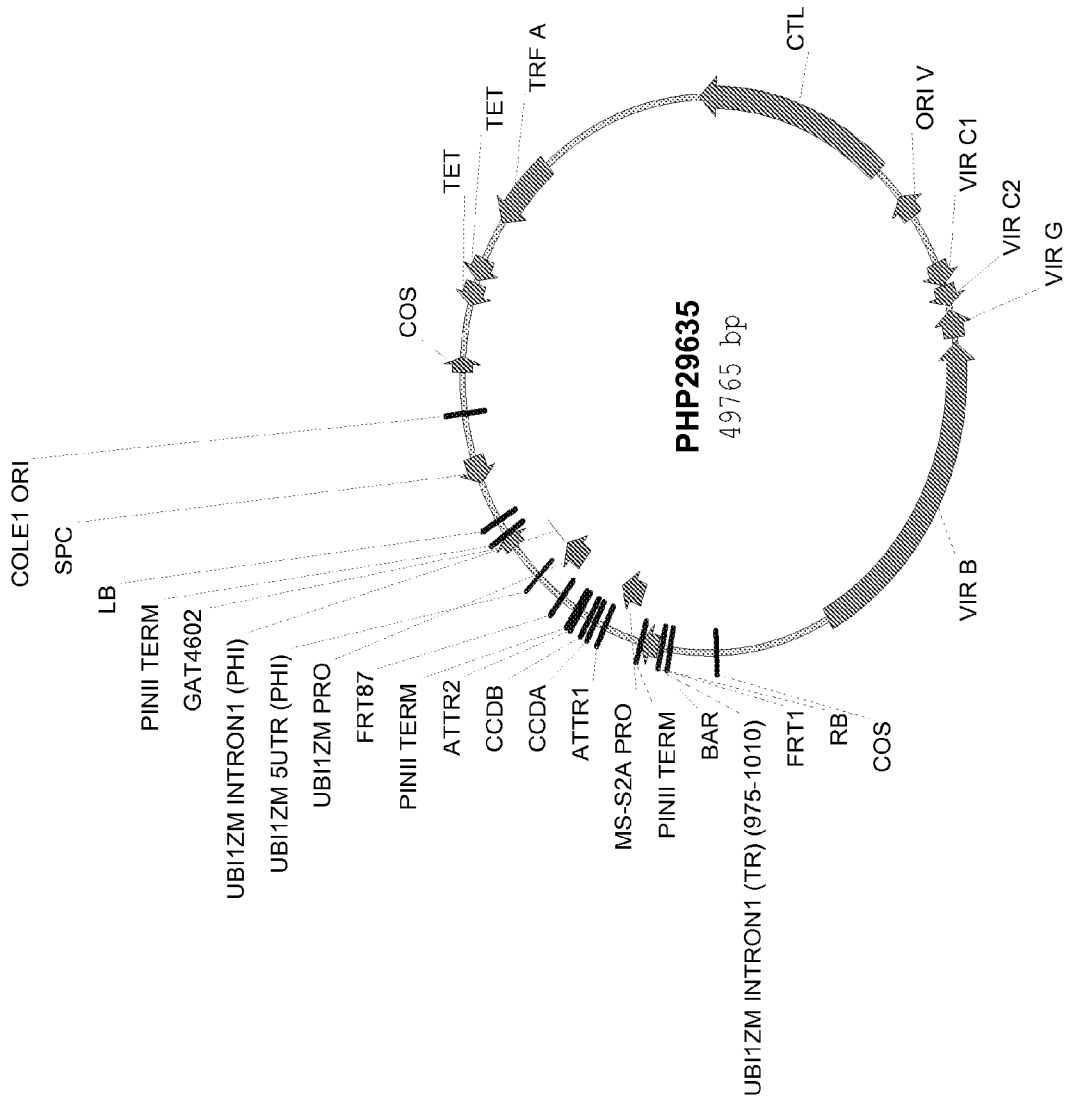


FIG. 17

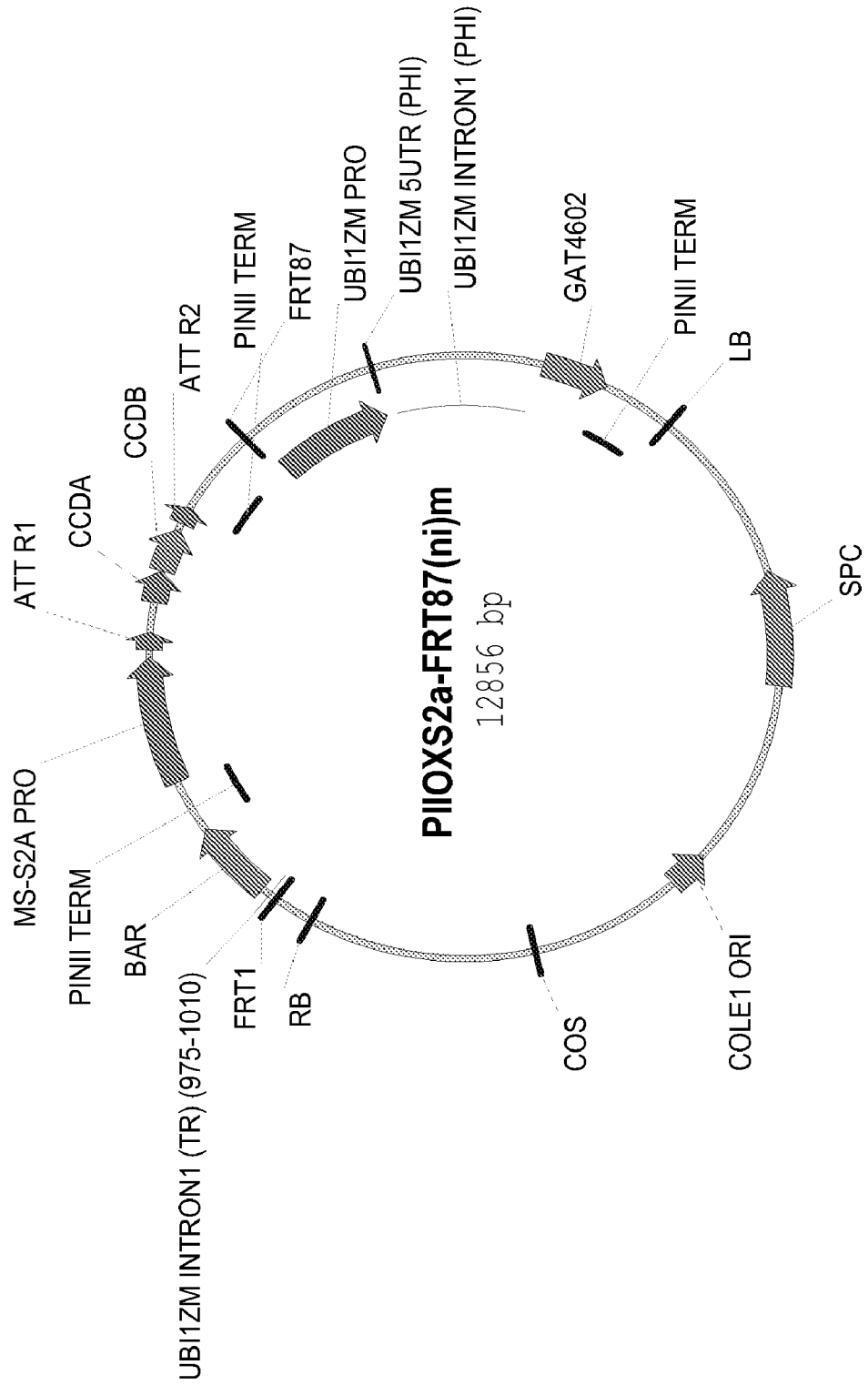


FIG. 18

**Modified Hoagland's solutions -
16X concentrations for semi-hydroponics maize growth.**

Nutrient	1 mM KNO ₃	2 mM KNO ₃	3 mM KNO ₃	4 mM KNO ₃
KNO ₃	16 mM	32 mM	48 mM	64 mM
KCl	48 mM	32 mM	16 mM	-----
KH ₂ PO ₄	11 mM	11 mM	11 mM	11 mM
MgSO ₄	16 mM	16 mM	16 mM	16 mM
CaCl ₂ ·2H ₂ O	16 mM	16 mM	16 mM	16 mM
Sprint 330	1.6 g/L	1.6 g/L	1.6 g/L	1.6 g/L
H ₃ BO ₃	24 μM	24 μM	24 μM	24 μM
5 mM MnCl ₂ ·4H ₂ O	8 μM	8 μM	8 μM	8 μM
5 mM ZnSO ₄ ·7 H ₂ O	8 M	8 μM	8 μM	8 μM
0.5 mM CuSO ₄ ·5 H ₂ O	800 nM	800 nM	800 nM	800 nM
0.5 mM H ₂ MoO ₄ ·H ₂ O	800 nM	800 nM	800 nM	800 nM

Dilute 16X with tap water and determine the pH of the final mixture.

Add 3-12 mL H₂SO₄ if the pH is above 6.5.

Optimum pH is 5.0 - 5.5



FIG. 19

The effect of different nitrate concentrations on the growth and development of Gaspe Bay Flint derived maize lines.

[nitrate]	root (g dwt)	shoot (g dwt)	total vegetative (g dwt)	ear & husk (g dwt)	tassel (g dwt)	tiller #	tiller (g dwt)
1 week after emergence							
1 mM	0.070a	0.105b	0.175b				
2 mM	0.073a	0.137ab	0.209ab				
3 mM	0.056a	0.120ab	0.176ab				
4 mM	0.074a	0.157a	0.231a				
2 weeks after emergence							
1 mM	0.331ab	0.544c	0.875c				
2 mM	0.266b	0.951b	1.217b				
3 mM	0.352a	1.171a	1.523a				
4 mM	0.303ab	1.209a	1.512a				
3 weeks after emergence							
1 mM	0.757a	1.283b	2.040b	0.379c	0.239c	0.8c	0.080b
2 mM	0.785a	2.033a	2.819a	0.718a	0.363bc	2.3	0.506a
3 mM	0.664a	1.911a	2.574a	0.451bc	0.403ab	2.8ab	0.441a
4 mM	0.845a	2.129a	2.974a	0.650ab	0.506a	3.3a	0.688a
4 weeks after emergence							
1 mM	0.842b	2.010b	2.852b	1.318b	0.677b	*	*
2 mM	1.493a	3.772a	5.265a	3.130a	1.018a	*	*
3 mM	1.232ab	3.563a	4.795a	3.060a	0.875ab	*	*
4 mM	1.010b	2.943a	3.952a	2.787a	0.891ab	*	*

* Tillers removed 3 weeks after emergence
 Means with similar letters are not different by protected Least Significant Difference (LSD) (0.05)

FIG. 20a
***rt1* Phenotypic Characterization**



rt1 in field

rt1 in greenhouse



FIG. 20b

In a hydroponic system

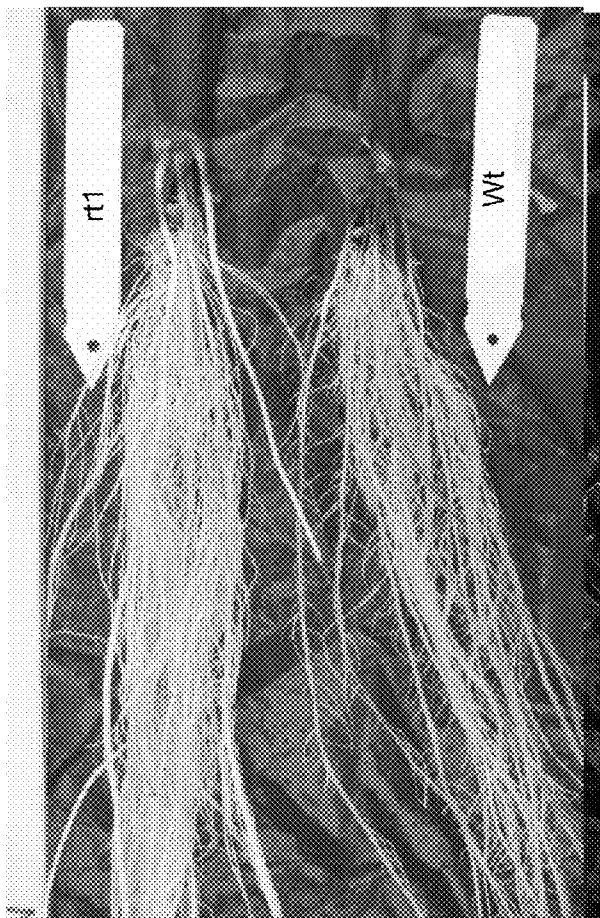




FIG. 20c

In autoclaved hard
soil in the
Greenhouse

Left: Wt plants

Right: rt1 mutant

**PLANTS WITH ALTERED ROOT
ARCHITECTURE, INVOLVING THE RT1
GENE, RELATED CONSTRUCTS AND
METHODS**

FIELD OF THE INVENTION

[0001] This invention relates to compositions and methods useful in altering root architecture in plants. Additionally, the invention relates to plants that have been genetically transformed with the compositions of the invention.

BACKGROUND OF THE INVENTION

[0002] Relatively little is known about the genetic regulation of plant root development and function. Elucidation of the genetic regulation is important because roots serve important functions such as acquisition of water and nutrients and the anchorage of the plants in the soil.

[0003] Maize root architecture is composed of different root types formed at different plant developmental stages. A number of mutants affected in specific root types during different developmental stages have been described in maize (e.g. *rtcs* (rootless concerning crown and seminal roots), *Irt1* (lateral rootless1)), *rt1* ((rootless 1) (Hochholdinger et al. (2004) *Annals of Botany* 93: 359-368). The mutant *rt1* was the first mutant of root formation that was isolated and shows a reduced number of shoot-borne roots. The *rt1* mutant is missing all shoot-borne roots at the higher nodes while there is only a slight difference in the number of crown roots at the first two nodes. The mutation *rt1* is inherited as a monogenic recessive trait and maps on chromosome 3 (Maize GDB on the World Wide Web at maizegdb.org)

[0004] The *rt1* mutant was first described by Jenkins (Jenkins M T (1930) *J Hered* 21:79-80), but there, has been no molecular analysis of the nucleic acid encoding the protein associated with the *rt1* phenotype. Indeed, the identity of the protein encoded by *rt1* has not been reported, so far.

SUMMARY OF THE INVENTION

[0005] The present invention includes:

[0006] In one embodiment an isolated polynucleotide comprising: (i) a nucleic acid sequence encoding a polypeptide having an amino acid sequence of at least 50% sequence identity, based on the Clustal V method of alignment, when compared to SEQ ID NO: 13 or 21 and wherein expression of said polypeptide in a plant results in an altered root architecture when compared to

a control plant not comprising said recombinant DNA construct, or (ii) a full complement of the nucleic acid sequence of (i), wherein the full complement and the nucleic acid sequence of (i) consist of the same number of nucleotides and are 100% complementary.

[0007] In another embodiment an isolated polypeptide having an amino acid sequence of at least 50% sequence identity, based on the Clustal V method of alignment, when compared to SEQ ID NO: 13 or 21 and wherein expression of said polypeptide in a plant results in an altered plant root architecture when compared to a control plant not comprising said recombinant DNA construct.

[0008] In yet another embodiment an isolated polynucleotide comprising (i) a nucleic acid sequence of at least 50% sequence identity, based on the Clustal V method of alignment, when compared to SEQ ID NO: 12 or 20 and wherein said polynucleotide encodes a polypeptide wherein expres-

sion of said polypeptide results in an altered root architecture when compared to a control plant not comprising said recombinant DNA construct or (ii) a full complement of the nucleic acid sequence of (i).

[0009] In yet another embodiment an isolated polynucleotide comprising (i) a nucleic acid sequence of at least 50% sequence identity, based on the Clustal V method of alignment, when compared to SEQ ID NO: 12 or 20 and wherein said polynucleotide encodes a polypeptide wherein expression of said polypeptide results in an altered root architecture when compared to a control plant not comprising said recombinant DNA construct and wherein the polypeptide sequence comprises at least one motif selected from the group consisting of SEQ ID NOs:22 and 23, wherein said motif is a substantially conserved subsequence.

[0010] In another embodiment an isolated polynucleotide encoding a polypeptide, wherein expression of said polypeptide results in an altered root architecture and wherein the polypeptide sequence comprises at least one motif selected from the group consisting of SEQ ID NOs:22 and 23, wherein said motif is a substantially conserved subsequence.

[0011] In still another embodiment, a plant comprising in its genome a recombinant DNA construct comprising a polynucleotide operably linked to at least one regulatory element, wherein said polynucleotide encodes a polypeptide having an amino acid sequence of at least 50% sequence identity, based on the Clustal V method of alignment, when compared to SEQ ID NO: 13, 17, 19, or 21, and wherein said plant exhibits altered root architecture when compared to a control plant not comprising said recombinant DNA construct.

[0012] In another embodiment, a plant comprising in its genome a recombinant DNA construct comprising:

[0013] (a) a polynucleotide operably linked to at least one regulatory element, wherein said polynucleotide encodes a polypeptide having an amino acid sequence of at least 50% sequence identity, based on the Clustal V method of alignment, when compared to SEQ ID NO: 13, 17, 19, or 21, or

[0014] (b) a suppression DNA construct comprising at least one regulatory element operably linked to: (i) all or part of: (A) a nucleic acid sequence encoding a polypeptide having an amino acid sequence of at least 50% sequence identity, based on the Clustal V method of alignment, when compared to SEQ ID NO: 13, 17, 19, or 21, or (B) a full complement of the nucleic acid sequence of (b)(i)(A); or (ii) a region derived from all or part of a sense strand or antisense strand of a target gene of interest, said region having a nucleic acid sequence of at least 50% sequence identity, based on the Clustal V method of alignment, when compared to said all or part of a sense strand or antisense strand from which said region is derived, and wherein said target gene of interest encodes a RT1 or RT1-like polypeptide, and wherein said plant exhibits an alteration of at least one agronomic characteristic when compared to a control plant not comprising said recombinant DNA construct.

[0015] In another embodiment, a method of altering root architecture in a plant, comprising (a) introducing into a regenerable plant cell a recombinant DNA construct comprising a polynucleotide operably linked to at least one regulatory sequence, wherein the polynucleotide encodes a polypeptide having an amino acid sequence of at least 50% sequence identity, based on the Clustal V method of alignment, when compared to SEQ ID NO: 13, 17, 19, or 21; and (b) regenerating a transgenic plant from the regenerable plant cell after step (a), wherein the transgenic plant comprises in its genome

the recombinant DNA construct and exhibits altered root architecture when compared to a control plant not comprising the recombinant DNA construct; and optionally, (c) obtaining a progeny plant derived from the transgenic plant, wherein said progeny plant comprises in its genome the recombinant DNA construct and exhibits altered root architecture when compared to a control plant not comprising the recombinant DNA construct.

[0016] In another embodiment, a method of evaluating root architecture in a plant, comprising (a) introducing into a regenerable plant cell a recombinant DNA construct comprising a polynucleotide operably linked to at least one regulatory sequence, wherein the polynucleotide encodes a polypeptide having an amino acid sequence of at least 50% sequence identity, based on the Clustal V method of alignment, when compared to SEQ ID NO: 13, 17, 19, or 21; (b) regenerating a transgenic plant from the regenerable plant cell after step (a), wherein the transgenic plant comprises in its genome the recombinant DNA construct; and (c) evaluating root architecture of the transgenic plant compared to a control plant not comprising the recombinant DNA construct; and optionally, (d) obtaining a progeny plant derived from the transgenic plant, wherein the progeny plant comprises in its genome the recombinant DNA construct; and optionally, (e) evaluating root architecture of the progeny plant compared to a control plant not comprising the recombinant DNA construct.

[0017] In another embodiment, a method of evaluating root architecture in a plant, comprising (a) introducing into a regenerable plant cell a recombinant DNA construct comprising a polynucleotide operably linked to at least one regulatory sequence, wherein the polynucleotide encodes a polypeptide having an amino acid sequence of at least 50% sequence identity, based on the Clustal V method of alignment, when compared to SEQ ID NO: 13, 17, 19, or 21; (b) regenerating a transgenic plant from the regenerable plant cell after step (a), wherein the transgenic plant comprises in its genome the recombinant DNA construct; (c) obtaining a progeny plant derived from the transgenic plant, wherein the progeny plant comprises in its genome the recombinant DNA construct; and (d) evaluating root architecture of the progeny plant compared to a control plant not comprising the recombinant DNA construct.

[0018] In another embodiment, a method of determining an alteration of an agronomic characteristic in a plant, comprising (a) introducing into a regenerable plant cell a recombinant DNA construct comprising a polynucleotide operably linked to at least one regulatory sequence, wherein the polynucleotide encodes a polypeptide having an amino acid sequence of at least 50% sequence identity, based on the Clustal V method of alignment, when compared to SEQ ID NO: 13, 17, 19, or 21; (b) regenerating a transgenic plant from the regenerable plant cell after step (a), wherein the transgenic plant comprises in its genome the recombinant DNA construct; and (c) determining whether the transgenic plant exhibits an alteration of at least one agronomic characteristic when compared to a control plant not comprising the recombinant DNA construct; and optionally, (d) obtaining a progeny plant derived from the transgenic plant, wherein the progeny plant comprises in its genome the recombinant DNA construct; and optionally, (e) determining whether the progeny plant exhibits an alteration of at least one agronomic characteristic when compared to a control plant not comprising the recombinant DNA construct.

[0019] In another embodiment, a method of determining an alteration of an agronomic characteristic in a plant, comprising (a) introducing into a regenerable plant cell a recombinant DNA construct comprising a polynucleotide operably linked to at least one regulatory sequence, wherein the polynucleotide encodes a polypeptide having an amino acid sequence of at least 50% sequence identity, based on the Clustal V method of alignment, when compared to SEQ ID NO: 13, 17, 19, or 21; (b) regenerating a transgenic plant from the regenerable plant cell after step (a), wherein the transgenic plant comprises in its genome the recombinant DNA construct; (c) obtaining a progeny plant derived from the transgenic plant, wherein the progeny plant comprises in its genome the recombinant DNA construct; and (d) determining whether the progeny plant exhibits an alteration of at least one agronomic characteristic when compared to a control plant not comprising the recombinant DNA construct.

[0020] In another embodiment, a method of determining an alteration of an agronomic characteristic in a plant, comprising:

[0021] (a) introducing into a regenerable plant cell a suppression DNA construct comprising at least one regulatory element operably linked to:

[0022] (i) all or part of: (A) a nucleic acid sequence encoding a polypeptide having an amino acid sequence of at least 50% sequence identity, based on the Clustal V method of alignment, when compared to SEQ ID NO: 13, 17, 19, or 21, or (B) a full complement of the nucleic acid sequence of (b)(i)(A); or

[0023] (ii) a region derived from all or part of a sense strand or antisense strand of a target gene of interest, said region having a nucleic acid sequence of at least 50% sequence identity, based on the Clustal V method of alignment, when compared to said all or part of a sense strand or antisense strand from which said region is derived, and wherein said target gene of interest encodes a RT1 or RT1-like polypeptide;

[0024] (b) regenerating a transgenic plant from the regenerable plant cell after step (a), wherein the transgenic plant comprises in its genome the suppression DNA construct; and

[0025] (c) determining whether the transgenic plant exhibits an alteration of at least one agronomic characteristic when compared to a control plant not comprising the suppression DNA construct;

[0026] and optionally, (d) obtaining a progeny plant derived from the transgenic plant, wherein the progeny plant comprises in its genome the suppression DNA construct; and optionally, (e) determining whether the progeny plant exhibits an alteration of at least one agronomic characteristic when compared to a control plant not comprising the suppression DNA construct.

[0027] In another embodiment, a method of determining an alteration of an agronomic characteristic in a plant, comprising:

[0028] (a) introducing into a regenerable plant cell a suppression DNA construct comprising at least one regulatory element operably linked to:

[0029] (i) all or part of: (A) a nucleic acid sequence encoding a polypeptide having an amino acid sequence of at least 50% sequence identity, based on the Clustal V method of alignment, when compared to SEQ ID NO: 13, 17, 19, or 21, or (B) a full complement of the nucleic acid sequence of (a)(i)(A); or

- [0030]** (ii) a region derived from all or part of a sense strand or antisense strand of a target gene of interest, said region having a nucleic acid sequence of at least 50% sequence identity, based on the Clustal V method of alignment, when compared to said all or part of a sense strand or antisense strand from which said region is derived, and wherein said target gene of interest encodes a RT1 or RT1-like polypeptide;
- [0031]** (b) regenerating a transgenic plant from the regenerable plant cell after step (a), wherein the transgenic plant comprises in its genome the suppression DNA construct and exhibits altered root architecture when compared to a control plant not comprising the suppression DNA construct;
- [0032]** (c) obtaining a progeny plant derived from the transgenic plant, wherein the progeny plant comprises in its genome the suppression DNA construct; and
- [0033]** (d) determining whether the progeny plant exhibits an alteration of at least one agronomic characteristic when compared to a control plant not comprising the suppression DNA construct.
- [0034]** In another embodiment, a method of altering root architecture in a plant, comprising:
- [0035]** (a) introducing into a regenerable plant cell a suppression DNA construct comprising at least one regulatory element operably linked to:
- [0036]** (i) all or part of: (A) a nucleic acid sequence encoding a polypeptide having an amino acid sequence of at least 50% sequence identity, based on the Clustal V method of alignment, when compared to SEQ ID NO: 13, 17, 19, or 21; or (B) a full complement of the nucleic acid sequence of (a)(i)(A); or
- [0037]** (ii) a region derived from all or part of a sense strand or antisense strand of a target gene of interest, said region having a nucleic acid sequence of at least 50% sequence identity, based on the Clustal V method of alignment, when compared to said all or part of a sense strand or antisense strand from which said region is derived, and wherein said target gene of interest encodes a RT1 or RT1-like polypeptide; and
- [0038]** (b) regenerating a transgenic plant from the regenerable plant cell after step (a), wherein the transgenic plant comprises in its genome the suppression DNA construct and wherein the transgenic plant exhibits altered root architecture when compared to a control plant not comprising the suppression DNA construct; and optionally, (c) obtaining a progeny plant derived from the transgenic plant, wherein said progeny plant comprises in its genome the recombinant DNA construct and wherein the progeny plant exhibits altered root architecture when compared to a control plant not comprising the suppression DNA construct.
- [0039]** In another embodiment, a method of evaluating root architecture in a plant, comprising:
- [0040]** (a) introducing into a regenerable plant cell a suppression DNA construct comprising at least one regulatory element operably linked to:
- [0041]** (i) all or part of: (A) a nucleic acid sequence encoding a polypeptide having an amino acid sequence of at least 50% sequence identity, based on the Clustal V method of alignment, when compared to SEQ ID NO: 13, 17, 19, or 21; or (B) a full complement of the nucleic acid sequence of (a)(i)(A); or
- [0042]** (ii) a region derived from all or part of a sense strand or antisense strand of a target gene of interest, said region having a nucleic acid sequence of at least 50% sequence identity, based on the Clustal V method of alignment, when compared to said all or part of a sense strand or antisense strand from which said region is derived, and wherein said target gene of interest encodes a RT1 or RT1-like polypeptide;
- [0043]** (b) regenerating a transgenic plant from the regenerable plant cell after step (a), wherein the transgenic plant comprises in its genome the suppression DNA construct; and
- [0044]** (c) evaluating root architecture of the transgenic plant compared to a control plant not comprising the suppression DNA construct;
- [0045]** and optionally, (d) obtaining a progeny plant derived from the transgenic plant, wherein the progeny plant comprises in its genome the suppression DNA construct; and optionally, (e) evaluating root architecture of the progeny plant compared to a control plant not comprising the suppression DNA construct.
- [0046]** In another embodiment, a method of evaluating root architecture in a plant, comprising:
- [0047]** (a) introducing into a regenerable plant cell a suppression DNA construct comprising at least one regulatory element operably linked to:
- [0048]** (i) all or part of: (A) a nucleic acid sequence encoding a polypeptide having an amino acid sequence of at least 50% sequence identity, based on the Clustal V method of alignment, when compared to SEQ ID NO: 13, 17, 19, or 21; or (B) a full complement of the nucleic acid sequence of (a)(i)(A); or
- [0049]** (ii) a region derived from all or part of a sense strand or antisense strand of a target gene of interest, said region having a nucleic acid sequence of at least 50% sequence identity, based on the Clustal V method of alignment, when compared to said all or part of a sense strand or antisense strand from which said region is derived, and wherein said target gene of interest encodes a RT1 or RT1-like polypeptide;
- [0050]** (b) regenerating a transgenic plant from the regenerable plant cell after step (a), wherein the transgenic plant comprises in its genome the suppression DNA construct;
- [0051]** (c) obtaining a progeny plant derived from the transgenic plant, wherein the progeny plant comprises in its genome the suppression DNA construct; and
- [0052]** (d) evaluating root architecture of the progeny plant compared to a control plant not comprising the suppression DNA construct.
- [0053]** Also included in the present invention is any progeny of the above plants, any seeds of the above plants, and cells from any of the above plants and progeny.
- [0054]** A method of producing seed that can be sold as a product offering with altered root architecture comprising any of the preceding preferred methods, and further comprising obtaining seeds from said progeny plant, wherein said seeds comprise in their genome said recombinant DNA construct.

BRIEF DESCRIPTION OF THE FIGURES AND SEQUENCE LISTINGS

[0055] The invention can be more fully understood from the following detailed description and the accompanying drawings and Sequence Listing which form a part of this application.

[0056] FIG. 1 depicts the RT1 gene on bac clone b0541.c13 (SEQ ID NO:9)

[0057] FIG. 2 demonstrates induction of RT1 transcripts after addition of Ethephon.

[0058] FIGS. 3A-3B show the multiple alignment of the full length amino acid sequences of RT1 protein from B73 (SEQ ID NO:13), the rice RT1 homolog (NCBI General identifier No. SEQ ID NO:17), the *Arabidopsis* RT1 homolog (NCBI General identifier No. SEQ ID NO:19) and the maize RT1 homolog from clone cfp7n.pk6.13 (SEQ ID NO:21). Amino acids conserved among all sequences are indicated with an asterisk (*) on the top row; dashes are used by the program to maximize alignment of the sequences. Two highly conserved motifs among all four sequences are underlined in the alignment. The method parameters used to produce the multiple alignment of the sequences below was performed using the Clustal method of alignment (Higgins and Sharp (1989) *CABIOS*. 5:151-153) with the default parameters (GAP PENALTY=10, GAP LENGTH PENALTY=10).

[0059] FIG. 4 shows a chart of the percent sequence identity for each pair of amino acid sequences displayed in FIGS. 3A-3B.

[0060] FIG. 5 depicts the vector pDONORTM/Zeo.

[0061] FIG. 6 depicts the vector pDONORTM221.

[0062] FIG. 7 depicts the vector PHP27840.

[0063] FIG. 8 depicts the vector PHP23236.

[0064] FIG. 9 depicts the vector PHP10523.

[0065] FIG. 10 depicts the vector PHP28408.

[0066] FIG. 11 depicts the vector PHP20234.

[0067] FIG. 12 depicts the vector PHP28529.

[0068] FIG. 13 depicts the vector PHP22020.

[0069] FIG. 14 depicts the vector PHP23112.

[0070] FIG. 15 depicts the vector PHP23235.

[0071] FIG. 16 depicts the vector PHP29635.

[0072] FIG. 17 depicts the vector pIIOXS2a-FRT87(ni)m.

[0073] FIG. 18 is the growth medium used for semi-hydroponics maize growth in Example 19.

[0074] FIG. 19 is a chart setting forth data relating to the effect of different nitrate concentrations on the growth and development of Gaspe Bay Flint derived maize lines in Example 19.

[0075] FIG. 20 a-c show a comparison of rt1 and wild type plants grown in the field, greenhouse or hydroponic conditions.

[0076] The sequence descriptions and Sequence Listing attached hereto comply with the rules governing nucleotide and/or amino acid sequence disclosures in patent applications as set forth in 37 C.F.R. §1.821-1.825.

[0077] The Sequence Listing contains the one letter code for nucleotide sequence characters and the three letter codes for amino acids as defined in conformity with the IUPAC-IUBMB standards described in *Nucleic Acids Res.* 13:3021-3030 (1985) and in the *Biochemical J.* 219 (No. 2):345-373 (1984) which are herein incorporated by reference. The symbols and format used for nucleotide and amino acid sequence data comply with the rules set forth in 37 C.F.R. §1.822.

[0078] SEQ ID NO:1 is the forward primer for marker MZA8757-F81 used in Example 2.

[0079] SEQ ID NO:2 is the reverse primer for marker MZA8757-R593 used in Example 2.

[0080] SEQ ID NO:3 is the forward primer for marker MZA15417-F132 used in Example 2.

[0081] SEQ ID NO:4 is the reverse primer for marker MZA15417-R607 used in Example 1.

[0082] SEQ ID NO:5 is the forward primer for CAP marker b0541 used in Example 2.

[0083] SEQ ID NO:6 is the reverse primer for CAP marker b0541 used in Example 2.

[0084] SEQ ID NO:7 is the forward primer for CAP marker b0461 used in Example 2.

[0085] SEQ ID NO:8 is the reverse primer for CAP marker b0461 used in Example 2.

[0086] SEQ ID NO:9 is the sequence of the candidate gene derived from BAC b0541.c13 described in Example 3.

[0087] SEQ ID NO:10 is the forward primer RT1 3006F used in Example 3.

[0088] SEQ ID NO:11 is the reverse primer RT1 17631R used in Example 3.

[0089] SEQ ID NO:12 is the B73 cDNA of RT1 described in Example 3.

[0090] SEQ ID NO:13 is the RT1 amino acid sequence encoded by nucleotides 50 through 1382 (Stop) of SEQ ID NO:12.

[0091] SEQ ID NO:14 is the forward primer 4405F used in Example 5.

[0092] SEQ ID NO:15 is the reverse primer etr4Rnew used in Example 5.

[0093] SEQ ID NO:16 is the nucleotide sequence encoding the closest polypeptide RT1 homolog from rice.

[0094] SEQ ID NO:17 corresponds to the RT1 amino acid sequence homolog encoded by nucleotides 91 through 1263 (Stop) of SEQ ID NO:16 and is set forth in NCBI General identifier No. 115434026.

[0095] SEQ ID NO:18 is the nucleotide sequences encoding the closest polypeptide RT1 homolog from *Arabidopsis*.

[0096] SEQ ID NO:19 corresponds to the RT1 amino acid sequence homolog encoded by nucleotides 132 through 1493 (Stop) of SEQ ID NO:18 and is set forth in NCBI General identifier No. 15217667.

[0097] SEQ ID NO:20 is an EST corresponding to a maize homolog of the maize RT1 sequence.

[0098] SEQ ID NO:21 is the amino acid sequence encoded by SEQ ID NO:20.

[0099] SEQ ID NO:22 corresponds to Motif I in the alignment shown in FIGS. 3A-3B.

[0100] SEQ ID NO:23 corresponds to Motif II in the alignment shown in FIGS. 3A-3B.

[0101] SEQ ID NO:24 is the attB1 sequence described in Example 9.

[0102] SEQ ID NO:25 is the attB2 sequence described in Example 9.

[0103] SEQ ID NO:26 is the sequence of the forward primer VC062 described in Example 9.

[0104] SEQ ID NO:27 is the sequence of the reverse primer VC063 described in Example 9.

[0105] SEQ ID NO:28 is the sequence of vector pDONORTM/Zeo described in Example 9.

[0106] SEQ ID NO:29 is the sequence of vector pDONORTM221 described in Example 9.

[0107] SEQ ID NO:30 is the sequence of PHP27840 described in Example 9.

[0108] SEQ ID NO:31 is the sequence of PHP23236 described in Example 9.

[0109] SEQ ID NO:32 is the sequence of PHP10523.

[0110] SEQ ID NO:33 is the sequence of the NAS2 promoter.

[0111] SEQ ID NO:34 is the sequence of the GOS2 promoter.

[0112] SEQ ID NO:35 is the sequence of the ubiquitin promoter.

- [0113] SEQ ID NO:36 is the sequence of the PINII terminator.
- [0114] SEQ ID NO:37 is the sequence of PHP28408.
- [0115] SEQ ID NO:38 is the sequence of PHP20234.
- [0116] SEQ ID NO:39 is the sequence of PHP28529.
- [0117] SEQ ID NO:40 is the sequence of PHP22020.
- [0118] SEQ ID NO:41 is the sequence of PHP23112.
- [0119] SEQ ID NO:42 is the sequence of PHP23235.
- [0120] SEQ ID NO:43 is the sequence of PHP29635.
- [0121] SEQ ID NO:44 is the sequence of pIIOXS2a-FRT87 (ni)m.
- [0122] SEQ ID NO:45 is the sequence of the S2A promoter.

DETAILED DESCRIPTION

[0123] The disclosure of each reference set forth herein is hereby incorporated by reference in its entirety.

[0124] As used herein and in the appended claims, the singular forms “a”, “an”, and “the” include plural reference unless the context clearly dictates otherwise. Thus, for example, reference to “a plant” includes a plurality of such plants, reference to “a cell” includes one or more cells and equivalents thereof known to those skilled in the art, and so forth.

[0125] The term “root architecture” refers to the arrangement of different plant parts that comprise the root. The terms “root architecture”, “root structure”, “root system” and “root system architecture” are used interchangeably herein.

[0126] In general, the first root of a plant that develops from the embryo is called the primary root. In most dicots, the primary root is called the taproot. This taproot grows downward and gives rise to branch (lateral) roots. In monocots the primary root of the plant branches, giving rise to a fibrous root system.

[0127] The term “altered root architecture” refers to changes in the different parts that make up the root system at different stages of its development compared to a reference or control plant. It is understood that altered root architecture encompasses changes in one or more measurable parameters, including and not limited to, the diameter, length, number, angle or surface of one or more of the root system parts, including and not limited to, the primary root, lateral or branch root, crown roots, adventitious root, and root hairs, all of which fall within the scope of this invention. These changes can lead to an overall alteration in the area or volume occupied by the root.

[0128] “Agronomic characteristics” is a measurable parameter including and not limited to greenness, yield, growth rate, biomass, fresh weight at maturation, dry weight at maturation, fruit yield, seed yield, total plant nitrogen content, fruit nitrogen content, seed nitrogen content, nitrogen content in a vegetative tissue, total plant free amino acid content, fruit free amino acid content, seed free amino acid content, free amino acid content in a vegetative tissue, total plant protein content, fruit protein content, seed protein content, protein content in a vegetative tissue, drought tolerance, nitrogen uptake, root lodging, stalk lodging, root penetration, plant height, ear length, and harvest index.

[0129] “Harvest index” refers to the grain weight divided by the total plant weight.

[0130] “rt1” (rootless 1) refers to the nucleotide sequence of the *Zea Mays* mutant.

[0131] “rt1” refers to the polypeptide of the *Zea Mays* mutant.

[0132] “RT1” refers to the *Zea Mays* RT1 wild type gene and cDNA and includes without limitation SEQ ID NO:9 and SEQ ID NO:12, respectively. “RT1” refers to the *Zea Mays* RT1 wild type protein encoded by the exons of SEQ ID NO:9 and by the cDNA of SEQ ID NO:12.

[0133] “RT1-like” refers to the nucleotide homologs of the maize RT1 sequence and corresponds to a rice, *Arabidopsis*, and additional maize sequence including without limitation the nucleotide sequences of SEQ ID NO:16, 18, and 20, respectively.

[0134] “RT1-like” refers to the polypeptide homologs of the maize RT1 protein and include without limitation the amino acid sequences of SEQ ID NO:17, 19 and 21, corresponding to an additional rice, *Arabidopsis* and additional maize homolog, respectively.

[0135] “Environmental conditions” refer to conditions under which the plant is grown, such as the availability of water, availability of nutrients (for example nitrogen or phosphate), the soil type, or the presence of insects or disease.

[0136] “Varying environmental conditions” refer to changes in the environmental conditions under which the plant is grown, including and not limited to water availability, nutrient availability (for example nitrogen or phosphate), soil type, or presence of insects or disease.

[0137] “Root lodging” refers to stalks leaning from the center. Root lodging can occur as early as the late vegetative stages and as late as harvest maturity. Root lodging can be affected by hybrid susceptibility (i.e. disposition of a hybrid to be affected by pests that result in root lodging), environmental stress (drought, flooding), insect and disease injury. Root lodging can be attributed to corn rootworm injury in some cases.

[0138] “Root penetration” refers to the rate and depth of penetration of the plant root into the soil.

[0139] “Soil type” refers in terms of soil texture to the different sizes of particles, including and not limited to mineral particles, in a particular sample. The term “soil type” also refers to the compactness of the soil under changing physical conditions including and not limited to water content and tilling. In general, soil is made up in part of finely ground rock particles, grouped according to size as sand, silt, and clay. Each size plays a significantly different role. For example, the largest particles, sand, determine aeration and drainage characteristics, while the tiniest, sub-microscopic clay particles, are chemically active, binding with water and plant nutrients. The ratio of these sizes determines soil type: clay, loam, clay-loam, silt-loam, and so on.

[0140] “Genome” as it applies to plant cells encompasses not only chromosomal DNA found within the nucleus, but organelle DNA found within subcellular components (e.g., mitochondrial, plastid) of the cell.

[0141] “Plant” includes reference to whole plants, plant organs, plant tissues, seeds and plant cells and progeny of same. Plant cells include, without limitation, cells from seeds, suspension cultures, embryos, meristematic regions, callus tissue, leaves, roots, shoots, gametophytes, sporophytes, pollen, and microspores.

[0142] “Progeny” comprises any subsequent generation of a plant.

[0143] “Transgenic” refers to any cell, cell line, callus, tissue, plant part or plant, the genome of which has been altered by the presence of a heterologous nucleic acid, such as a recombinant DNA construct, including those initial transgenic events as well as those created by sexual crosses or

asexual propagation from the initial transgenic event. The term “transgenic” as used herein does not encompass the alteration of the genome (chromosomal or extra-chromosomal) by conventional plant breeding methods or by naturally occurring events such as random cross-fertilization, non-recombinant viral infection, non-recombinant bacterial transformation, non-recombinant transposition, or spontaneous mutation.

[0144] “Transgenic plant” includes reference to a plant which comprises within its genome a heterologous polynucleotide. Preferably, the heterologous polynucleotide is stably integrated within the genome such that the polynucleotide is passed on to successive generations. The heterologous polynucleotide may be integrated into the genome alone or as part of a recombinant DNA construct.

[0145] “Heterologous” with respect to sequence means a sequence that originates from a foreign species, or, if from the same species, is substantially modified from its native form in composition and/or genomic locus by deliberate human intervention.

[0146] “Polynucleotide”, “nucleic acid sequence”, “nucleotide sequence”, and “nucleic acid fragment” are used interchangeably to refer to a polymer of RNA or DNA that is single- or double-stranded, optionally containing synthetic, non-natural or altered nucleotide bases. Nucleotides (usually found in their 5'-monophosphate form) are referred to by their single letter designation as follows: “A” for adenylate or deoxyadenylate (for RNA or DNA, respectively), “C” for cytidylate or deoxycytidylate, “G” for guanylate or deoxyguanylate, “U” for uridylate, “T” for deoxythymidylate, “R” for purines (A or G), “Y” for pyrimidines (C or T), “K” for G or T, “H” for A or C or T, “I” for inosine, and “N” for any nucleotide.

[0147] “Polypeptide”, “peptide”, “amino acid sequence” and “protein” are used interchangeably herein to refer to a polymer of amino acid residues. The terms apply to amino acid polymers in which one or more amino acid residue is an artificial chemical analogue of a corresponding naturally occurring amino acid, as well as to naturally occurring amino acid polymers. The terms “polypeptide”, “peptide”, “amino acid sequence” and “protein” are also inclusive of modifications including and not limited to, glycosylation, lipid attachment, sulfation, gamma-carboxylation of glutamic acid residues, hydroxylation and ADP-ribosylation.

[0148] “Messenger RNA (mRNA)” refers to the RNA that is without introns and that can be translated into protein by the cell.

[0149] “cDNA” refers to a DNA that is complementary to and synthesized from a mRNA template using the enzyme reverse transcriptase. The cDNA can be single-stranded or converted into the double-stranded form using the Klenow fragment of DNA polymerase I.

[0150] “Mature” protein refers to a post-translationally processed polypeptide; i.e., one from which any pre- or pro-peptides present in the primary translation product have been removed.

[0151] “Precursor” protein refers to the primary product of translation of mRNA; i.e., with pre- and pro-peptides still present. Pre- and pro-peptides may be and are not limited to intracellular localization signals.

[0152] “Isolated” refers to materials, such as nucleic acid molecules and/or proteins, which are substantially free or otherwise removed from components that normally accompany or interact with the materials in a naturally occurring

environment. Isolated polynucleotides may be purified from a host cell in which they naturally occur. Conventional nucleic acid purification methods known to skilled artisans may be used to obtain isolated polynucleotides. The term also embraces recombinant polynucleotides and chemically synthesized polynucleotides.

[0153] “Recombinant” refers to an artificial combination of two otherwise separated segments of sequence, e.g., by chemical synthesis or by the manipulation of isolated segments of nucleic acids by genetic engineering techniques. “Recombinant” also includes reference to a cell or vector, that has been modified by the introduction of a heterologous nucleic acid and a cell derived from a cell so modified. It does not encompass the alteration of the cell or vector by naturally occurring events (e.g., spontaneous mutation, natural transformation/transduction/transposition) such as those occurring without deliberate human intervention.

[0154] “Recombinant DNA construct” refers to a combination of nucleic acid fragments that are not normally found together in nature. Accordingly, a recombinant DNA construct may comprise regulatory sequences and coding sequences that are derived from different sources, or regulatory sequences and coding sequences derived from the same source, but arranged in a manner different than that normally found in nature.

[0155] The terms “regulatory sequence(s)” and “regulatory element(s)” are used interchangeably herein.

[0156] “Regulatory sequences” refer to nucleotide sequences located upstream (5' non-coding sequences), within, or downstream (3' non-coding sequences) of a coding sequence, and which influence the transcription, RNA processing or stability, or translation of the associated coding sequence. Regulatory sequences may include and are not limited to, promoters, translation leader sequences, introns, polyadenylation recognition sequences and the like.

[0157] “Promoter” refers to a nucleic acid fragment capable of controlling transcription of another nucleic acid fragment.

[0158] “Promoter functional in a plant” is a promoter capable of controlling transcription in plant cells whether or not its origin is from a plant cell.

[0159] “Tissue-specific promoter” and “tissue-preferred promoter” are used interchangeably, and refer to a promoter that is expressed predominantly but not necessarily exclusively in one tissue or organ and that may also be expressed in one specific cell.

[0160] “Developmentally regulated promoter” refers to a promoter whose activity is determined by developmental events.

[0161] “Operably linked” refers to the association of nucleic acid fragments in a single fragment so that the function of one is regulated by the other. For example, a promoter is operably linked with a nucleic acid fragment when it is capable of regulating the transcription of that nucleic acid fragment.

[0162] “Expression” refers to the production of a functional product. For example, expression of a nucleic acid fragment may refer to transcription of the nucleic acid fragment (e.g., transcription resulting in mRNA or functional RNA) and/or translation of mRNA into a precursor or mature protein.

[0163] “Phenotype” means the detectable characteristics of a cell or organism.

[0164] “Introduced” in the context of inserting a nucleic acid fragment (e.g., a recombinant DNA construct) into a cell,

means “transfection” or “transformation” or “transduction” and includes reference to the incorporation of a nucleic acid fragment into a eukaryotic or prokaryotic cell where the nucleic acid fragment may be incorporated into the genome of the cell (e.g., chromosome, plasmid, plastid or mitochondrial DNA), converted into an autonomous replicon, or transiently expressed (e.g., transfected mRNA).

[0165] A “transformed cell” is any cell into which a nucleic acid fragment (e.g., a recombinant DNA construct) has been introduced.

[0166] “Transformation” as used herein refers to both stable transformation and transient transformation.

[0167] “Stable transformation” refers to the introduction of a nucleic acid fragment into a genome of a host organism resulting in genetically stable inheritance. Once stably transformed, the nucleic acid fragment is stably integrated in the genome of the host organism and any subsequent generation.

[0168] “Transient transformation” refers to the introduction of a nucleic acid fragment into the nucleus, or DNA-containing organelle, of a host organism resulting in gene expression without genetically stable inheritance.

[0169] “Allele” is one of several alternative forms of a gene occupying a given locus on a chromosome. When the alleles present at a given locus on a pair of homologous chromosomes in a diploid plant are the same that plant is homozygous at that locus. If the alleles present at a given locus on a pair of homologous chromosomes in a diploid plant differ that plant is heterozygous at that locus. If a transgene is present on one of a pair of homologous chromosomes in a diploid plant that plant is hemizygous at that locus.

[0170] Sequence alignments and percent identity calculations may be determined using a variety of comparison methods designed to detect homologous sequences including and not limited to, the Megalign® program of the LASAR-GENE® bioinformatics computing suite (DNASTAR® Inc., Madison, Wis.). Unless stated otherwise, multiple alignment of the sequences provided herein were performed using the Clustal V method of alignment (Higgins and Sharp (1989) *CABIOS* 5:151-153) with the default parameters (GAP PENALTY=10, GAP LENGTH PENALTY=10). Default parameters for pairwise alignments and calculation of percent identity of protein sequences using the Clustal V method are KTUPLE=1, GAP PENALTY=3, WINDOW=5 and DIAGONALS SAVED=5. For nucleic acids these parameters are KTUPLE=2, GAP PENALTY=5, WINDOW=4 and DIAGONALS SAVED=4. After alignment of the sequences, using the Clustal V program, it is possible to obtain “percent identity” and “divergence” values by viewing the “sequence distances” table on the same program; unless stated otherwise, percent identities and divergences provided and claimed herein were calculated in this manner.

[0171] Standard recombinant DNA and molecular cloning techniques used herein are well known in the art and are described more fully in Sambrook, J., Fritsch, E. F. and Maniatis, T. *Molecular Cloning: A Laboratory Manual*; Cold Spring Harbor Laboratory Press: Cold Spring Harbor, 1989 (hereinafter “Sambrook”).

[0172] Turning now to preferred embodiments:

[0173] Preferred embodiments include isolated polynucleotides and polypeptides, recombinant DNA constructs, compositions (such as plants or seeds) comprising these recombinant DNA constructs, and methods utilizing these recombinant DNA constructs.

[0174] Preferred Isolated Polynucleotides and Polypeptides

[0175] The present invention includes the following preferred isolated polynucleotides and polypeptides:

[0176] An isolated polynucleotide comprising: (i) a nucleic acid sequence encoding a polypeptide having an amino acid sequence of at least 50%, 51%, 52%, 53%, 54%, 55%, 56%, 57%, 58%, 59%, 60%, 61%, 62%, 63%, 64%, 65%, 66%, 67%, 68%, 69%, 70%, 71%, 72%, 73%, 74%, 75%, 76%, 77%, 78%, 79%, 80%, 81%, 82%, 83%, 84%, 85%, 86%, 87%, 88%, 89%, 90%, 91%, 92%, 93%, 94%, 95%, 96%, 97%, 98%, 99%, or 100% sequence identity, based on the Clustal V method of alignment, when compared to SEQ ID NO: 13 or 21 and wherein expression of said polypeptide in a plant results in an altered root architecture when compared to a control plant not comprising said recombinant DNA construct, or (ii) a full complement of the nucleic acid sequence of (i), wherein the full complement and the nucleic acid sequence of (i) consist of the same number of nucleotides and are 100% complementary.

[0177] Any of the foregoing isolated polynucleotides may be utilized in any recombinant DNA constructs (including suppression DNA constructs) of the present invention.

[0178] An isolated polypeptide having an amino acid sequence of at least 50%, 51%, 52%, 53%, 54%, 55%, 56%, 57%, 58%, 59%, 60%, 61%, 62%, 63%, 64%, 65%, 66%, 67%, 68%, 69%, 70%, 71%, 72%, 73%, 74%, 75%, 76%, 77%, 78%, 79%, 80%, 81%, 82%, 83%, 84%, 85%, 86%, 87%, 88%, 89%, 90%, 91%, 92%, 93%, 94%, 95%, 96%, 97%, 98%, 99%, or 100% sequence identity, based on the Clustal V method of alignment, when compared to SEQ ID NO: 13 or 21 and wherein expression of said polypeptide in a plant results in an altered plant root architecture when compared to a control plant not comprising said recombinant DNA construct.

[0179] An isolated polynucleotide comprising (i) a nucleic acid sequence of at least 50%, 51%, 52%, 53%, 54%, 55%, 56%, 57%, 58%, 59%, 60%, 61%, 62%, 63%, 64%, 65%, 66%, 67%, 68%, 69%, 70%, 71%, 72%, 73%, 74%, 75%, 76%, 77%, 78%, 79%, 80%, 81%, 82%, 83%, 84%, 85%, 86%, 87%, 88%, 89%, 90%, 91%, 92%, 93%, 94%, 95%, 96%, 97%, 98%, 99% or 100% sequence identity, based on the Clustal V method of alignment, when compared to SEQ ID NO: 13 or 21 and wherein said polynucleotide encodes a polypeptide wherein expression of said polypeptide results in an altered root architecture when compared to a control plant not comprising said recombinant DNA construct or (ii) a full complement of the nucleic acid sequence of (i). Any of the foregoing isolated polynucleotides may be utilized in any recombinant DNA constructs (including suppression DNA constructs) of the present invention. The isolated polynucleotide encodes a RT1 or RT1-like protein.

[0180] Preferred Recombinant DNA Constructs and Suppression DNA Constructs

[0181] In one aspect, the present invention includes recombinant DNA constructs (including suppression DNA constructs).

[0182] In one preferred embodiment, a recombinant DNA construct comprises a polynucleotide operably linked to at least one regulatory sequence (e.g., a promoter functional in a plant), wherein the polynucleotide comprises (i) a nucleic acid sequence encoding an amino acid sequence of at least 50%, 51%, 52%, 53%, 54%, 55%, 56%, 57%, 58%, 59%, 60%, 61%, 62%, 63%, 64%, 65%, 66%, 67%, 68%, 69%,

70%, 71%, 72%, 73%, 74%, 75%, 76%, 77%, 78%, 79%, 80%, 81%, 82%, 83%, 84%, 85%, 86%, 87%, 88%, 89%, 90%, 91%, 92%, 93%, 94%, 95%, 96%, 97%, 98%, 99% or 100% sequence identity, based on the Clustal V method of alignment, when compared to SEQ ID NO: 13, 17, 19, or 21 or (ii) a full complement of the nucleic acid sequence of (i).

[0183] In another preferred embodiment, a recombinant DNA construct comprises a polynucleotide operably linked to at least one regulatory sequence (e.g., a promoter functional in a plant), wherein said polynucleotide comprises (i) a nucleic acid sequence of at least 50%, 51%, 52%, 53%, 54%, 55%, 56%, 57%, 58%, 59%, 60%, 61%, 62%, 63%, 64%, 65%, 66%, 67%, 68%, 69%, 70%, 71%, 72%, 73%, 74%, 75%, 76%, 77%, 78%, 79%, 80%, 81%, 82%, 83%, 84%, 85%, 86%, 87%, 88%, 89%, 90%, 91%, 92%, 93%, 94%, 95%, 96%, 97%, 98%, 99%, or 100% sequence identity, based on the Clustal V method of alignment, when compared to SEQ ID NO:12, 16, 18, or 20 or (ii) a full complement of the nucleic acid sequence of (i).

[0184] FIGS. 3A-3B shows the multiple alignment of the full length amino acid sequences of B73 RT1 (SEQ ID NO:13), rice RT1 homolog (SEQ ID NO:17), *Arabidopsis* RT1 homolog (SEQ ID NO:19), and the maize RT1 homolog from clone cfp7n.pk6.13 (SEQ ID NO:21). Amino acids conserved among all sequences are indicated with an asterisk (*) on the top row; dashes are used by the program to maximize alignment of the sequences. Two highly conserved sequence motifs are shown underlined in the alignment. The method parameters used to produce the multiple alignment of the sequences below was performed using the Clustal method of alignment (Higgins and Sharp (1989) *CABIOS*. 5:151-153) with the default parameters (GAP PENALTY=10, GAP LENGTH PENALTY=10), and the pairwise alignment default parameters of KTUPLE=1, GAP PENALTY=3, WINDOW=5 and DIAGONALS SAVED=5.

[0185] FIG. 4 shows a chart of the percent sequence identity for each pair of amino acid sequences displayed in FIGS. 3A-3B.

[0186] In another preferred embodiment, a recombinant DNA construct comprises a polynucleotide operably linked to at least one regulatory sequence (e.g., a promoter functional in a plant), wherein said polynucleotide encodes a RT1 or RT1-like protein. Preferably, the RT1 or RT1-like protein is from *Arabidopsis thaliana*, *Zea mays*, *Glycine max*, *Glycine tabacina*, *Glycine soja* and *Glycine tomentella*.

[0187] In another aspect, the present invention includes suppression DNA constructs.

[0188] A suppression DNA construct preferably comprises at least one regulatory sequence (preferably a promoter functional in a plant) operably linked to (a) all or part of (i) a nucleic acid sequence encoding a polypeptide having an amino acid sequence of at least 50%, 51%, 52%, 53%, 54%, 55%, 56%, 57%, 58%, 59%, 60%, 61%, 62%, 63%, 64%, 65%, 66%, 67%, 68%, 69%, 70%, 71%, 72%, 73%, 74%, 75%, 76%, 77%, 78%, 79%, 80%, 81%, 82%, 83%, 84%, 85%, 86%, 87%, 88%, 89%, 90%, 91%, 92%, 93%, 94%, 95%, 96%, 97%, 98%, 99%, or 100% sequence identity, based on the Clustal V method of alignment, when compared to SEQ ID NO: 13 or 21 or (ii) a full complement of the nucleic acid sequence of (a)(i); or (b) a region derived from all or part of a sense strand or antisense strand of a target gene of interest, said region having a nucleic acid sequence of at least 50%, 51%, 52%, 53%, 54%, 55%, 56%, 57%, 58%, 59%, 60%, 61%, 62%, 63%, 64%, 65%, 66%, 67%, 68%, 69%,

70%, 71%, 72%, 73%, 74%, 75%, 76%, 77%, 78%, 79%, 80%, 81%, 82%, 83%, 84%, 85%, 86%, 87%, 88%, 89%, 90%, 91%, 92%, 93%, 94%, 95%, 96%, 97%, 98%, 99%, or 100% sequence identity, based on the Clustal V method of alignment, when compared to said all or part of a sense strand or antisense strand from which said region is derived, and wherein said target gene of interest encodes a RT1 protein; or (c) all or part of (i) a nucleic acid sequence of at least 50%, 51%, 52%, 53%, 54%, 55%, 56%, 57%, 58%, 59%, 60%, 61%, 62%, 63%, 64%, 65%, 66%, 67%, 68%, 69%, 70%, 71%, 72%, 73%, 74%, 75%, 76%, 77%, 78%, 79%, 80%, 81%, 82%, 83%, 84%, 85%, 86%, 87%, 88%, 89%, 90%, 91%, 92%, 93%, 94%, 95%, 96%, 97%, 98%, 99%, or 100% sequence identity, based on the Clustal V method of alignment, when compared to SEQ ID NO:12 or 20 or (ii) a full complement of the nucleic acid sequence of (c)(i). The suppression DNA construct preferably comprises a cosuppression construct, antisense construct, viral-suppression construct, hairpin suppression construct, stem-loop suppression construct, double-stranded RNA-producing construct, RNAi construct, or small RNA construct (e.g., an siRNA construct or an miRNA construct).

[0189] It is understood, as those skilled in the art will appreciate, that the invention encompasses more than the specific exemplary sequences. Alterations in a nucleic acid fragment which result in the production of a chemically equivalent amino acid at a given site, but do not affect the functional properties of the encoded polypeptide, are well known in the art. For example, a codon for the amino acid alanine, a hydrophobic amino acid, may be substituted by a codon encoding another less hydrophobic residue, such as glycine, or a more hydrophobic residue, such as valine, leucine, or isoleucine. Similarly, changes which result in substitution of one negatively charged residue for another, such as aspartic acid for glutamic acid, or one positively charged residue for another, such as lysine for arginine, can also be expected to produce a functionally equivalent product. Nucleotide changes which result in alteration of the N-terminal and C-terminal portions of the polypeptide molecule would also not be expected to alter the activity of the polypeptide. Each of the proposed modifications is well within the routine skill in the art, as is determination of retention of biological activity of the encoded products.

[0190] "Suppression DNA construct" is a recombinant DNA construct which when transformed or stably integrated into the genome of the plant, results in "silencing" of a target gene in the plant. The target gene may be endogenous or transgenic to the plant. "Silencing," as used herein with respect to the target gene, refers generally to the suppression of levels of mRNA or protein/enzyme expressed by the target gene, and/or the level of the enzyme activity or protein functionality. The terms "suppression", "suppressing" and "silencing", used interchangeably herein, include lowering, reducing, declining, decreasing, inhibiting, eliminating or preventing. "Silencing" or "gene silencing" does not specify mechanism and is inclusive, and not limited to, anti-sense, cosuppression, viral-suppression, hairpin suppression, stem-loop suppression, RNAi-based approaches, and small RNA-based approaches.

[0191] A suppression DNA construct may comprise a region derived from a target gene of interest and may comprise all or part of the nucleic acid sequence of the sense strand (or antisense strand) of the target gene of interest. Depending upon the approach to be utilized, the region may

be 100% identical or less than 100% identical (e.g., at least 50%, 51%, 52%, 53%, 54%, 55%, 56%, 57%, 58%, 59%, 60%, 61%, 62%, 63%, 64%, 65%, 66%, 67%, 68%, 69%, 70%, 71%, 72%, 73%, 74%, 75%, 76%, 77%, 78%, 79%, 80%, 81%, 82%, 83%, 84%, 85%, 86%, 87%, 88%, 89%, 90%, 91%, 92%, 93%, 94%, 95%, 96%, 97%, 98%, 99% identical) to all or part of the sense strand (or antisense strand) of the gene of interest.

[0192] Suppression DNA constructs are well-known in the art, are readily constructed once the target gene of interest is selected, and include, without limitation, cosuppression constructs, antisense constructs, viral-suppression constructs, hairpin suppression constructs, stem-loop suppression constructs, double-stranded RNA-producing constructs, and more generally, RNAi (RNA interference) constructs and small RNA constructs such as siRNA (short interfering RNA) constructs and miRNA (microRNA) constructs.

[0193] “Antisense inhibition” refers to the production of antisense RNA transcripts capable of suppressing the expression of the target protein.

[0194] “Antisense RNA” refers to an RNA transcript that is complementary to all or part of a target primary transcript or mRNA and that blocks the expression of a target isolated nucleic acid fragment (U.S. Pat. No. 5,107,065). The complementarity of an antisense RNA may be with any part of the specific gene transcript, i.e., at the 5' non-coding sequence, 3' non-coding sequence, introns, or the coding sequence.

[0195] “Cosuppression” refers to the production of sense RNA transcripts capable of suppressing the expression of the target protein. “Sense” RNA refers to RNA transcript that includes the mRNA and can be translated into protein within a cell or in vitro. Cosuppression constructs in plants have been previously designed by focusing on overexpression of a nucleic acid sequence having homology to a native mRNA, in the sense orientation, which results in the reduction of all RNA having homology to the overexpressed sequence (see Vaucheret et al. (1998) *Plant J.* 16:651-659; and Gura (2000) *Nature* 404:804-808).

[0196] Another variation describes the use of plant viral sequences to direct the suppression of proximal mRNA encoding sequences (PCT Publication WO 98/36083 published on Aug. 20, 1998).

[0197] Previously described is the use of “hairpin” structures that incorporate all, or part, of an mRNA encoding sequence in a complementary orientation that results in a potential “stem-loop” structure for the expressed RNA (PCT Publication WO 99/53050 published on Oct. 21, 1999). In this case the stem is formed by polynucleotides corresponding to the gene of interest inserted in either sense or anti-sense orientation with respect to the promoter and the loop is formed by some polynucleotides of the gene of interest, which do not have a complement in the construct. This increases the frequency of cosuppression or silencing in the recovered transgenic plants. For review of hairpin suppression see Wesley, S. V. et al. (2003) *Methods in Molecular Biology, Plant Functional Genomics: Methods and Protocols* 236:273-286.

[0198] A construct where the stem is formed by at least 30 nucleotides from a gene to be suppressed and the loop is formed by a random nucleotide sequence has also effectively been used for suppression (PCT Publication No. WO 99/61632 published on Dec. 2, 1999).

[0199] The use of poly-T and poly-A sequences to generate the stem in the stem-loop structure has also been described (PCT Publication No. WO 02/00894 published Jan. 3, 2002).

[0200] Yet another variation includes using synthetic repeats to promote formation of a stem in the stem-loop structure. Transgenic organisms prepared with such recombinant DNA fragments have been shown to have reduced levels of the protein encoded by the nucleotide fragment forming the loop as described in PCT Publication No. WO 02/00904, published 3 Jan. 2002.

[0201] RNA interference refers to the process of sequence-specific post-transcriptional gene silencing in animals mediated by short interfering RNAs (siRNAs) (Fire et al., *Nature* 391:806 1998). The corresponding process in plants is commonly referred to as post-transcriptional gene silencing (PTGS) or RNA silencing and is also referred to as quelling in fungi. The process of post-transcriptional gene silencing is thought to be an evolutionarily-conserved cellular defense mechanism used to prevent the expression of foreign genes and is commonly shared by diverse flora and phyla (Fire et al., *Trends Genet.* 15:358 1999). Such protection from foreign gene expression may have evolved in response to the production of double-stranded RNAs (dsRNAs) derived from viral infection or from the random integration of transposon elements into a host genome via a cellular response that specifically destroys homologous single-stranded RNA of viral genomic RNA. The presence of dsRNA in cells triggers the RNAi response through a mechanism that has yet to be fully characterized.

[0202] The presence of long dsRNAs in cells stimulates the activity of a ribonuclease III enzyme referred to as dicer. Dicer is involved in the processing of the dsRNA into short pieces of dsRNA known as short interfering RNAs (siRNAs) (Berstein et al., *Nature* 409:363 2001). Short interfering RNAs derived from dicer activity are typically about 21 to about 23 nucleotides in length and comprise about 19 base pair duplexes (Elbashir et al., *Genes Dev.* 15:188 2001). Dicer has also been implicated in the excision of 21- and 22-nucleotide small temporal RNAs (stRNAs) from precursor RNA of conserved structure that are implicated in translational control (Hutvagner et al., 2001, *Science* 293:834). The RNAi response also features an endonuclease complex, commonly referred to as an RNA-induced silencing complex (RISC), which mediates cleavage of single-stranded RNA having sequence complementarity to the antisense strand of the siRNA duplex. Cleavage of the target RNA takes place in the middle of the region complementary to the antisense strand of the siRNA duplex (Elbashir et al., *Genes Dev.* 15:188 2001). In addition, RNA interference can also involve small RNA (e.g., miRNA) mediated gene silencing, presumably through cellular mechanisms that regulate chromatin structure and thereby prevent transcription of target gene sequences (see, e.g., Allshire, *Science* 297:1818-1819 2002; Volpe et al., *Science* 297:1833-1837 2002; Jenuwein, *Science* 297:2215-2218 2002; and Hall et al., *Science* 297:2232-2237 2002). As such, miRNA molecules of the invention can be used to mediate gene silencing via interaction with RNA transcripts or alternately by interaction with particular gene sequences, wherein such interaction results in gene silencing either at the transcriptional or post-transcriptional level.

[0203] RNAi has been studied in a variety of systems. Fire et al. (*Nature* 391:806 1998) were the first to observe RNAi in *C. elegans*. Wianny and Goetz (*Nature Cell Biol.* 2:70 1999) describe RNAi mediated by dsRNA in mouse embryos. Ham-

mond et al. (Nature 404:293 2000) describe RNAi in *Drosophila* cells transfected with dsRNA. Elbashir et al., (Nature 411:494 2001) describe RNAi induced by introduction of duplexes of synthetic 21-nucleotide RNAs in cultured mammalian cells including human embryonic kidney and HeLa cells.

[0204] Small RNAs play an important role in controlling gene expression. Regulation of many developmental processes, including flowering, is controlled by small RNAs. It is now possible to engineer changes in gene expression of plant genes by using transgenic constructs which produce small RNAs in the plant.

[0205] Small RNAs appear to function by base-pairing to complementary RNA or DNA target sequences. When bound to RNA, small RNAs trigger either RNA cleavage or translational inhibition of the target sequence. When bound to DNA target sequences, it is thought that small RNAs can mediate DNA methylation of the target sequence. The consequence of these events, regardless of the specific mechanism, is that gene expression is inhibited.

[0206] It is thought that sequence complementarity between small RNAs and their RNA targets helps to determine which mechanism, RNA cleavage or translational inhibition, is employed. It is believed that siRNAs, which are perfectly complementary with their targets, work by RNA cleavage. Some miRNAs have perfect or near-perfect complementarity with their targets, and RNA cleavage has been demonstrated for at least a few of these miRNAs. Other miRNAs have several mismatches with their targets, and apparently inhibit their targets at the translational level. Again, without being held to a particular theory on the mechanism of action, a general rule is emerging that perfect or near-perfect complementarity causes RNA cleavage, whereas translational inhibition is favored when the miRNA/target duplex contains many mismatches. The apparent exception to this is microRNA 172 (miR172) in plants. One of the targets of miR172 is APETALA2 (AP2), and although miR172 shares near-perfect complementarity with AP2 it appears to cause translational inhibition of AP2 rather than RNA cleavage.

[0207] MicroRNAs (miRNAs) are noncoding RNAs of about 19 to about 24 nucleotides (nt) in length that have been identified in both animals and plants (Lagos-Quintana et al., Science 294:853-858 2001; Lagos-Quintana et al., Curr. Biol. 12:735-739 2002; Lau et al., Science 294:858-862 2001; Lee and Ambros, Science 294:862-864 2001; Llave et al., Plant Cell 14:1605-1619 2002; Mourelatos et al., Genes. Dev. 16:720-728 2002; Park et al., Curr. Biol. 12:1484-1495 2002; Reinhart et al., Genes. Dev. 16:1616-1626 2002). They are processed from longer precursor transcripts that range in size from approximately 70 to 200 nt, and these precursor transcripts have the ability to form stable hairpin structures. In animals, the enzyme involved in processing miRNA precursors is called Dicer, an RNase III-like protein (Grishok et al., Cell 106:23-34 2001; Hutvagner et al., Science 293:834-838 2001; Ketting et al., Genes. Dev. 15:2654-2659 2001). Plants also have a Dicer-like enzyme, DCL1 (previously named CARPEL FACTORY/SHORT INTEGUMENTS1/SUSPENSOR1), and recent evidence indicates that it, like Dicer, is involved in processing the hairpin precursors to generate mature miRNAs (Park et al., Curr. Biol. 12:1484-1495 2002; Reinhart et al., Genes. Dev. 16:1616-1626 2002). Furthermore, it is becoming clear from recent work that at least some miRNA hairpin precursors originate as longer polyadeny-

lated transcripts, and several different miRNAs and associated hairpins can be present in a single transcript (Lagos-Quintana et al., Science 294:853-858 2001; Lee et al., EMBO J 21:4663-4670 2002). Recent work has also examined the selection of the miRNA strand from the dsRNA product arising from processing of the hairpin by DICER (Schwartz, et al. 2003 Cell 115:199-208). It appears that the stability (i.e. G:C vs. A:U content, and/or mismatches) of the two ends of the processed dsRNA affects the strand selection, with the low stability end being easier to unwind by a helicase activity. The 5' end strand at the low stability end is incorporated into the RISC complex, while the other strand is degraded.

[0208] MicroRNAs appear to regulate target genes by binding to complementary sequences located in the transcripts produced by these genes. In the case of lin-4 and let-7, the target sites are located in the 3' UTRs of the target mRNAs (Lee et al., Cell 75:843-854 1993; Wightman et al., Cell 75:855-862 1993; Reinhart et al., Nature 403:901-906 2000; Slack et al., Mol. Cell 5:659-669 2000), and there are several mismatches between the lin-4 and let-7 miRNAs and their target sites. Binding of the lin-4 or let-7 miRNA appears to cause downregulation of steady-state levels of the protein encoded by the target mRNA without affecting the transcript itself (Olsen and Ambros, Dev. Biol. 216:671-680 1999). On the other hand, recent evidence suggests that miRNAs can in some cases cause specific RNA cleavage of the target transcript within the target site, and this cleavage step appears to require 100% complementarity between the miRNA and the target transcript (Hutvagner and Zamore, Science 297:2056-2060 2002; Llave et al., Plant Cell 14:1605-1619 2002). It seems likely that miRNAs can enter at least two pathways of target gene regulation: Protein downregulation when target complementarity is <100%, and RNA cleavage when target complementarity is 100%. MicroRNAs entering the RNA cleavage pathway are analogous to the 21-25 nt short interfering RNAs (siRNAs) generated during RNA interference (RNAi) in animals and posttranscriptional gene silencing (PTGS) in plants (Hamilton and Baulcombe 1999; Hammond et al., 2000; Zamore et al., 2000; Elbashir et al., 2001), and likely are incorporated into an RNA-induced silencing complex (RISC) that is similar or identical to that seen for RNAi.

[0209] Identifying the targets of miRNAs with bioinformatics has not been successful in animals, and this is probably due to the fact that animal miRNAs have a low degree of complementarity with their targets. On the other hand, bioinformatic approaches have been successfully used to predict targets for plant miRNAs (Llave et al., Plant Cell 14:1605-1619 2002; Park et al., Curr. Biol. 12:1484-1495 2002; Rhoades et al., Cell 110:513-520 2002), and thus it appears that plant miRNAs have higher overall complementarity with their putative targets than do animal miRNAs. Most of these predicted target transcripts of plant miRNAs encode members of transcription factor families implicated in plant developmental patterning or cell differentiation.

[0210] A recombinant DNA construct (including a suppression DNA construct) of the present invention preferably comprises at least one regulatory sequence.

[0211] A preferred regulatory sequence is a promoter.

[0212] A number of promoters can be used in recombinant DNA constructs (and suppression DNA constructs) of the present invention. The promoters can be selected based on the desired outcome, and may include constitutive, tissue-specific, inducible, or other promoters for expression in the host organism.

[0213] High level, constitutive expression of the candidate gene under control of the 35S promoter may have pleiotropic effects. Candidate gene efficacy may be tested when driven by different promoters.

[0214] Suitable constitutive promoters for use in a plant host cell include, for example, the core promoter of the Rsyn7 promoter and other constitutive promoters disclosed in WO 99/43838 and U.S. Pat. No. 6,072,050; the core CaMV 35S promoter (Odell et al., *Nature* 313:810-812 (1985)); rice actin (McElroy et al., *Plant Cell* 2:163-171 (1990)); ubiquitin (Christensen et al., *Plant Mol. Biol.* 12:619-632 (1989) and Christensen et al., *Plant Mol. Biol.* 18:675-689 (1992)); pEMU (Last et al., *Theor. Appl. Genet.* 81:581-588 (1991)); MAS (Velten et al., *EMBO J.* 3:2723-2730 (1984)); ALS promoter (U.S. Pat. No. 5,659,026), and the like. Other constitutive promoters include, for example, those discussed in U.S. Pat. Nos. 5,608,149; 5,608,144; 5,604,121; 5,569,597; 5,466,785; 5,399,680; 5,268,463; 5,608,142; and 6,177,611 and maize GOS2 (WO0020571 A2).

[0215] In choosing a promoter to use in the methods of the invention, it may be desirable to use a tissue-specific or developmentally regulated promoter.

[0216] A preferred tissue-specific or developmentally regulated promoter is a DNA sequence which regulates the expression of a DNA sequence selectively in the cells/tissues of a plant critical to tassel development, seed set, or both, and limits the expression of such a DNA sequence to the period of tassel development or seed maturation in the plant. Any identifiable promoter may be used in the methods of the present invention which causes the desired temporal and spatial expression.

[0217] Promoters which are seed or embryo specific and may be useful in the invention include soybean Kunitz trypsin inhibitor (Kti3, Jofuku and Goldberg, *Plant Cell* 1:1079-1093 (1989)), patatin (potato tubers) (Rocha-Sosa, M., et al. (1989) *EMBO J.* 8:23-29), convicilin, vicilin, and legumin (pea cotyledons) (Rerie, W. G., et al. (1991) *Mol. Gen. Genet.* 259:149-157; Newbiggin, E. J., et al. (1990) *Planta* 180:461-470; Higgins, T. J. V., et al. (1988) *Plant. Mol. Biol.* 11:683-695), zein (maize endosperm) (Schemthaner, J. P., et al. (1988) *EMBO J.* 7:1249-1255), phaseolin (bean cotyledon) (Segupta-Gopalan, C., et al. (1985) *Proc. Natl. Acad. Sci. U.S.A.* 82:3320-3324), phytohemagglutinin (bean cotyledon) (Voelker, T. et al. (1987) *EMBO J.* 6:3571-3577), B-conglycinin and glycinin (soybean cotyledon) (Chen, Z-L, et al. (1988) *EMBO J.* 7:297-302), glutelin (rice endosperm), hordein (barley endosperm) (Marris, C., et al. (1988) *Plant Mol. Biol.* 10:359-366), glutenin and gliadin (wheat endosperm) (Colot, V., et al. (1987) *EMBO J.* 6:3559-3564), and sporamin (sweet potato tuberous root) (Hattori, T., et al. (1990) *Plant Mol. Biol.* 14:595-604). Promoters of seed-specific genes operably linked to heterologous coding regions in chimeric gene constructions maintain their temporal and spatial expression pattern in transgenic plants. Such examples include *Arabidopsis thaliana* 2S seed storage protein gene promoter to express enkephalin peptides in *Arabidopsis* and *Brassica napus* seeds (Vanderkerckhove et al., *Bio/Technology* 7:L929-932 (1989)), bean lectin and bean beta-phaseolin promoters to express luciferase (Riggs et al., *Plant Sci.* 63:47-57 (1989)), and wheat glutenin promoters to express chloramphenicol acetyl transferase (Colot et al., *EMBO J.* 6:3559-3564 (1987)).

[0218] Inducible promoters selectively express an operably linked DNA sequence in response to the presence of an

endogenous or exogenous stimulus, for example by chemical compounds (chemical inducers) or in response to environmental, hormonal, chemical, and/or developmental signals. Inducible or regulated promoters include, for example, promoters regulated by light, heat, stress, flooding or drought, phytohormones, wounding, or chemicals such as ethanol, jasmonate, salicylic acid, or safeners.

[0219] Preferred promoters include the following: 1) the stress-inducible RD29A promoter (Kasuga et al. (1999) *Nature Biotechnol.* 17:287-91); 2) the barley promoter, B22E; expression of B22E is specific to the pedicel in developing maize kernels ("Primary Structure of a Novel Barley Gene Differentially Expressed in Immature Aleurone Layers". Klemsdal, S. S. et al., *Mol. Gen. Genet.* 228(1/2):9-16 (1991)); and 3) maize promoter, Zag2 ("Identification and molecular characterization of ZAG1, the maize homolog of the *Arabidopsis* floral homeotic gene AGAMOUS", Schmidt, R. J. et al., *Plant Cell* 5(7):729-737 (1993)). "Structural characterization, chromosomal localization and phylogenetic evaluation of two pairs of AGAMOUS-like MADS-box genes from maize", Theissen et al., *Gene* 156(2): 155-166 (1995); NCBI GenBank Accession No. X80206). Zag2 transcripts can be detected 5 days prior to pollination to 7 to 8 days after pollination (DAP), and directs expression in the carpel of developing female inflorescences and Cim1 which is specific to the nucleus of developing maize kernels. Cim1 transcript is detected 4 to 5 days before pollination to 6 to 8 DAP. Other useful promoters include any promoter which can be derived from a gene whose expression is maternally associated with developing female florets.

[0220] Additional preferred promoters for regulating the expression of the nucleotide sequences of the present invention in plants are stalk-specific promoters. Such stalk-specific promoters include the alfalfa S2A promoter (GenBank Accession No. EF030816; Abrahams et al., *Plant Mol. Biol.* 27:513-528 (1995)) and S2B promoter (GenBank Accession No. EF030817) and the like, herein incorporated by reference.

[0221] Promoters may be derived in their entirety from a native gene, or be composed of different elements derived from different promoters found in nature, or even comprise synthetic DNA segments. It is understood by those skilled in the art that different promoters may direct the expression of a gene in different tissues or cell types, or at different stages of development, or in response to different environmental conditions. It is further recognized that since in most cases the exact boundaries of regulatory sequences have not been completely defined, DNA fragments of some variation may have identical promoter activity. Promoters that cause a gene to be expressed in most cell types at most times are commonly referred to as "constitutive promoters". New promoters of various types useful in plant cells are constantly being discovered; numerous examples may be found in the compilation by Okamoto, J. K., and Goldberg, R. B., *Biochemistry of Plants* 15:1-82 (1989).

[0222] Preferred promoters may include: RIP2, mLIP15, ZmCOR1, Rab17, CaMV 35S, RD29A, B22E, Zag2, SAM synthetase, ubiquitin, CaMV 19S, nos, Adh, sucrose synthase, R-allele, root cell promoter, the vascular tissue preferred promoters S2A (Genbank accession number EF030816; SEQ ID NO:76) and S2B (Genbank accession number EF030817) and the constitutive promoter GOS2 from *Zea mays*. Other preferred promoters include root preferred promoters, such as the maize NAS2 promoter, the

maize Cyclo promoter (US 2006/0156439, published Jul. 13, 2006), the maize ROOTMET2 promoter (WO05063998, published Jul. 14, 2005), the CR1BIO promoter (WO06055487, published May 26, 2006), the CRWAQ81 (WO05035770, published Apr. 21, 2005) and the maize ZRP2.47 promoter (NCBI accession number: U38790, gi: 1063664),

[0223] Recombinant DNA constructs (and suppression DNA constructs) of the present invention may also include other regulatory sequences, including and not limited to, translation leader sequences, introns, and polyadenylation recognition sequences. In another preferred embodiment of the present invention, a recombinant DNA construct of the present invention further comprises an enhancer or silencer.

[0224] An intron sequence can be added to the 5' untranslated region or the coding sequence of the partial coding sequence to increase the amount of the mature message that accumulates in the cytosol. Inclusion of a spliceable intron in the transcription unit in both plant and animal expression constructs has been shown to increase gene expression at both the mRNA and protein levels up to 1000-fold. Buchman and Berg, *Mol. Cell Biol.* 8:4395-4405 (1988); Callis et al., *Genes Dev.* 1:1183-1200 (1987). Such intron enhancement of gene expression is typically greatest when placed near the 5' end of the transcription unit. Use of maize introns Adh1-S intron 1, 2, and 6, the Bronze-1 intron are known in the art. See generally, *The Maize Handbook*, Chapter 116, Freeling and Walbot, Eds., Springer, N.Y. (1994).

[0225] If polypeptide expression is desired, it is generally desirable to include a polyadenylation region at the 3'-end of a polynucleotide coding region. The polyadenylation region can be derived from the natural gene, from a variety of other plant genes, or from T-DNA. The 3' end sequence to be added can be derived from, for example, the nopaline synthase or octopine synthase genes, or alternatively from another plant gene, or less preferably from any other eukaryotic gene.

[0226] A translation leader sequence is a DNA sequence located between the promoter sequence of a gene and the coding sequence. The translation leader sequence is present in the fully processed mRNA upstream of the translation start sequence. The translation leader sequence may affect processing of the primary transcript to mRNA, mRNA stability or translation efficiency. Examples of translation leader sequences have been described (Turner, R. and Foster, G. D. *Molecular Biotechnology* 3:225 (1995)).

[0227] Any plant can be selected for the identification of regulatory sequences and genes to be used in creating recombinant DNA constructs and suppression DNA constructs of the present invention. Examples of suitable plant targets for the isolation of genes and regulatory sequences would include but are not limited to alfalfa, apple, apricot, *Arabidopsis*, artichoke, arugula, asparagus, avocado, banana, barley, beans, beet, blackberry, blueberry, broccoli, brussels sprouts, cabbage, canola, cantaloupe, carrot, cassaya, castorbean, cauliflower, celery, cherry, chicory, cilantro, citrus, clementines, clover, coconut, coffee, corn, cotton, cranberry, cucumber, Douglas fir, eggplant, endive, escarole, eucalyptus, fennel, figs, garlic, gourd, grape, grapefruit, honey dew, jicama, kiwifruit, lettuce, leeks, lemon, lime, Loblolly pine, linseed, mango, melon, millet, mushroom, nectarine, nut, oat, oil palm, oil seed rape, okra, olive, onion, orange, an ornamental plant, palm, papaya, parsley, parsnip, pea, peach, peanut, pear, pepper, persimmon, pine, pineapple, plantain, plum, pomegranate, poplar, potato, pumpkin, quince, radiata pine,

radicchio, radish, rapeseed, raspberry, rice, rye, sorghum, Southern pine, soybean, spinach, squash, strawberry, sugarbeet, sugarcane, sunflower, sweet potato, sweetgum, tangerine, tea, tobacco, tomato, triticale, turf, turnip, a vine, watermelon, wheat, yams, and zucchini. Particularly preferred plants for the identification of regulatory sequences are *Arabidopsis*, corn, wheat, soybean, and cotton.

[0228] Preferred Compositions

[0229] A preferred composition of the present invention is a plant comprising in its genome any of the recombinant DNA constructs (including any of the suppression DNA constructs) of the present invention (such as those preferred constructs discussed above). A Preferred composition also includes any progeny of the plant, and any seed obtained from the plant or its progeny. Progeny includes subsequent generations obtained by self-pollination or out-crossing of a plant. Progeny also includes hybrids and inbreds.

[0230] Preferably, in hybrid seed propagated crops, mature transgenic plants can be self-pollinated to produce a homozygous inbred plant. The inbred plant produces seed containing the newly introduced recombinant DNA construct (or suppression DNA construct). These seeds can be grown to produce plants that would exhibit an altered agronomic characteristic (e.g. an increased agronomic characteristic under nitrogen or phosphate limiting conditions), or used in a breeding program to produce hybrid seed, which can be grown to produce plants that would exhibit altered root architecture. Preferably, the seeds are maize.

[0231] Preferably, the plant is a monocotyledonous or dicotyledonous plant, more preferably, a maize or soybean plant, even more preferably a maize plant, such as a maize hybrid plant or a maize inbred plant. The plant may also be sunflower, sorghum, canola, wheat, alfalfa, cotton, rice, barley or millet.

[0232] Preferably, the recombinant DNA construct is stably integrated into the genome of the plant.

[0233] Particularly preferred embodiments include but are not limited to the following preferred embodiments:

[0234] 1. A plant (preferably a maize or soybean plant) comprising in its genome a recombinant DNA construct comprising a polynucleotide operably linked to at least one regulatory sequence, wherein said polynucleotide encodes a polypeptide having an amino acid sequence of at least 50%, 51%, 52%, 53%, 54%, 55%, 56%, 57%, 58%, 59%, 60%, 61%, 62%, 63%, 64%, 65%, 66%, 67%, 68%, 69%, 70%, 71%, 72%, 73%, 74%, 75%, 76%, 77%, 78%, 79%, 80%, 81%, 82%, 83%, 84%, 85%, 86%, 87%, 88%, 89%, 90%, 91%, 92%, 93%, 94%, 95%, 96%, 97%, 98%, 99%, or 100% sequence identity, based on the Clustal V method of alignment, when compared to SEQ ID NO: 13, 17, 19, or 21, and wherein said plant exhibits an altered root architecture when compared to a control plant not comprising said recombinant DNA construct. Preferably, the plant further exhibits an alteration of at least one agronomic characteristic when compared to the control plant.

[0235] 2. A plant (preferably a maize or soybean plant) comprising in its genome a recombinant DNA construct comprising a polynucleotide operably linked to at least one regulatory sequence, wherein said polynucleotide encodes a RT1 or RT1-like protein, and wherein said plant exhibits an altered root architecture when compared to a control plant not comprising said recombinant DNA construct. Preferably, the plant further exhibits an alteration of at least one agronomic characteristic when compared to the control plant. Preferably,

the RT1 or RT1-like protein is from *Arabidopsis thaliana*, *Zea mays*, *Glycine max*, *Glycine tabacina*, *Glycine soja* or *Glycine tomentella*.

[0236] 3. A plant (preferably a maize or soybean plant) comprising in its genome a suppression DNA construct comprising at least one regulatory element operably linked to a region derived from all or part of a sense strand or antisense strand of a target gene of interest, said region having a nucleic acid sequence of at least 50%, 51%, 52%, 53%, 54%, 55%, 56%, 57%, 58%, 59%, 60%, 61%, 62%, 63%, 64%, 65%, 66%, 67%, 68%, 69%, 70%, 71%, 72%, 73%, 74%, 75%, 76%, 77%, 78%, 79%, 80%, 81%, 82%, 83%, 84%, 85%, 86%, 87%, 88%, 89%, 90%, 91%, 92%, 93%, 94%, 95%, 96%, 97%, 98%, 99%, or 100% sequence identity, based on the Clustal V method of alignment, when compared to said all or part of a sense strand or antisense strand from which said region is derived, and wherein said target gene of interest encodes a RT1 or RT1-like protein, and wherein said plant exhibits an alteration of at least one agronomic characteristic when compared to a control plant not comprising said recombinant DNA construct.

[0237] 4. A plant (preferably a maize or soybean plant) comprising in its genome a suppression DNA construct comprising at least one regulatory element operably linked to all or part of (a) a nucleic acid sequence encoding a polypeptide having an amino acid sequence of at least 50%, 51%, 52%, 53%, 54%, 55%, 56%, 57%, 58%, 59%, 60%, 61%, 62%, 63%, 64%, 65%, 66%, 67%, 68%, 69%, 70%, 71%, 72%, 73%, 74%, 75%, 76%, 77%, 78%, 79%, 80%, 81%, 82%, 83%, 84%, 85%, 86%, 87%, 88%, 89%, 90%, 91%, 92%, 93%, 94%, 95%, 96%, 97%, 98%, 99%, or 100% sequence identity, based on the Clustal V method of alignment, when compared to SEQ ID NO: 13, 17, 19, or 21, or (b) a full complement of the nucleic acid sequence of (a), and wherein said plant exhibits an alteration of at least one agronomic characteristic when compared to a control plant not comprising said recombinant DNA construct.

[0238] 5. Any progeny of the above plants in preferred embodiments 1-4, any seeds of the above plants in preferred embodiments 1-4, any seeds of progeny of the above plants in preferred embodiments 1-4, and cells from any of the above plants in preferred embodiments 1-4 and progeny thereof.

[0239] In any of the foregoing preferred embodiments 1-5 or any other embodiments of the present invention, the recombinant DNA construct (or suppression DNA construct) preferably comprises at least a promoter that is functional in a plant as a preferred regulatory sequence.

[0240] In any of the foregoing preferred embodiments 1-5 or any other embodiments of the present invention, the alteration of at least one agronomic characteristic is either an increase or decrease, preferably an increase.

[0241] In any of the foregoing preferred embodiments 1-5 or any other embodiments of the present invention, the at least one greenness, yield, growth rate, biomass, fresh weight at maturation, dry weight at maturation, fruit yield, seed yield, total plant nitrogen content, fruit nitrogen content, seed nitrogen content, nitrogen content in a vegetative tissue, total plant free amino acid content, fruit free amino acid content, seed free amino acid content, free amino acid content in a vegetative tissue, total plant protein content, fruit protein content, seed protein content, protein content in a vegetative tissue, drought tolerance, nitrogen uptake, root lodging, root penetration and harvest index.

[0242] Greenness, harvest index, yield, biomass, resistance to root lodging, improved root penetration are particularly preferred agronomic characteristic for alteration. Further, these agronomic characteristics preferably are increased relative to the control.

[0243] In any of the foregoing preferred embodiments 1-5 or any other embodiments of the present invention, the plant preferably exhibits the alteration of at least one agronomic characteristic irrespective of the for example water and nutrient availability when compared to a control plant.

[0244] One of ordinary skill in the art is familiar with protocols for determining alteration in plant root architecture. For example, alterations in root architecture can be determined by counting the nodal root numbers of the top 3 or 4 nodes of the greenhouse grown plants or the width of the root band. Other measures of alterations in root architecture include but are not limited to alterations in vigor, growth, size, yield, biomass, improved root penetration or resistance to root lodging when compared to a control or reference plant.

[0245] The Examples below describe some representative protocols and techniques for detecting alterations in root architecture.

[0246] One can also evaluate alterations in root architecture by the ability of the plant to maintain sufficient yield thresholds in field testing under various environmental conditions (e.g. nutrient over-abundance or limitation, water over-abundance or limitation, exposure to insects or disease) by measuring for substantially equivalent yield at those conditions compared to normal nutrient or water conditions, or by measuring for less yield drag under over-abundant or limiting nutrient and water conditions compared to a control or reference plant.

[0247] Alterations in root architecture can also be measured by determining the resistance to root lodging of the transgenic plants compared to reference or control plant. Improved root penetration is an additional measure to determine alterations in root architecture.

[0248] One of ordinary skill in the art would readily recognize a suitable control or reference plant to be utilized when assessing or measuring an agronomic characteristic or phenotype of a transgenic plant in any embodiment of the present invention in which a control or reference plant is utilized (e.g., compositions or methods as described herein). For example, by way of non-limiting illustrations:

[0249] 1. Progeny of a transformed plant which is hemizygous with respect to a recombinant DNA construct (or suppression DNA construct), such that the progeny are segregating into plants either comprising or not comprising the recombinant DNA construct (or suppression DNA construct): the progeny comprising the recombinant DNA construct (or suppression DNA construct) would be typically measured relative to the progeny not comprising the recombinant DNA construct (or suppression DNA construct) (i.e., the progeny not comprising the recombinant DNA construct (or suppression DNA construct) is the control or reference plant).

[0250] 2. Introgression of a recombinant DNA construct (or suppression DNA construct) into an inbred line, such as in maize, or into a variety, such as in soybean: the introgressed line would typically be measured relative to the parent inbred or variety line (i.e., the parent inbred or variety line is the control or reference plant).

[0251] 3. Two hybrid lines, where the first hybrid line is produced from two parent inbred lines, and the second hybrid line is produced from the same two parent inbred lines except

that one of the parent inbred lines contains a recombinant DNA construct (or suppression DNA construct): the second hybrid line would typically be measured relative to the first hybrid line (i.e., the parent inbred or variety line is the control or reference plant).

[0252] 4. A plant comprising a recombinant DNA construct (or suppression DNA construct): the plant may be assessed or measured relative to a control plant not comprising the recombinant DNA construct (or suppression DNA construct) but otherwise having a comparable genetic background to the plant (e.g., sharing at least 90%, 91%, 92%, 93%, 94%, 95%, 96%, 97%, 98%, 99%, or 100% sequence identity of nuclear genetic material compared to the plant comprising the recombinant DNA construct (or suppression DNA construct)). There are many laboratory-based techniques available for the analysis, comparison and characterization of plant genetic backgrounds; among these are Isozyme Electrophoresis, Restriction Fragment Length Polymorphisms (RFLPs), Randomly Amplified Polymorphic DNAs (RAPDs), Arbitrarily Primed Polymerase Chain Reaction (AP-PCR), DNA Amplification Fingerprinting (DAF), Sequence Characterized Amplified Regions (SCARs), Amplified Fragment Length Polymorphisms (AFLP®s), and Simple Sequence Repeats (SSRs) which are also referred to as Microsatellites.

[0253] Furthermore, one of ordinary skill in the art would readily recognize that a suitable control or reference plant to be utilized when assessing or measuring an agronomic characteristic or phenotype of a transgenic plant would not include a plant that had been previously selected, via mutagenesis or transformation, for the desired agronomic characteristic or phenotype.

[0254] Preferred Methods

[0255] Preferred methods include but are not limited to methods for altering root architecture in a plant, methods for evaluating alteration of root architecture in a plant, methods for altering an agronomic characteristic in a plant, methods for evaluating an alteration of an agronomic characteristic in a plant, and methods for producing seed. Preferably, the plant is a monocotyledonous or dicotyledonous plant, more preferably, a maize or soybean plant, even more preferably a maize plant. The plant may also be sunflower, sorghum, canola, wheat, alfalfa, cotton, rice, barley or millet. The seed is preferably a maize or soybean seed, more preferably a maize seed, and even more preferably, a maize hybrid seed or maize inbred seed.

[0256] Particularly preferred methods include but are not limited to the following:

[0257] A method of altering root architecture of a plant, comprising: (a) introducing into a regenerable plant cell a recombinant DNA construct comprising a polynucleotide operably linked to at least one regulatory sequence (preferably a promoter functional in a plant), wherein the polynucleotide encodes a polypeptide having an amino acid sequence of at least 50%, 51%, 52%, 53%, 54%, 55%, 56%, 57%, 58%, 59%, 60%, 61%, 62%, 63%, 64%, 65%, 66%, 67%, 68%, 69%, 70%, 71%, 72%, 73%, 74%, 75%, 76%, 77%, 78%, 79%, 80%, 81%, 82%, 83%, 84%, 85%, 86%, 87%, 88%, 89%, 90%, 91%, 92%, 93%, 94%, 95%, 96%, 97%, 98%, 99%, or 100% sequence identity, based on the Clustal V method of alignment, when compared to SEQ ID NO: 13, 17, 19, or 21,

and (b) regenerating a transgenic plant from the regenerable plant cell after step (a), wherein the transgenic plant comprises in its genome the recombinant DNA construct and

exhibits in altered root architecture when compared to a control plant not comprising the recombinant DNA construct. The method may further comprise (c) obtaining a progeny plant derived from the transgenic plant.

[0258] A method of altering root architecture in a plant, comprising: (a) introducing into a regenerable plant cell a suppression DNA construct comprising at least one regulatory sequence (preferably a promoter functional in a plant) operably linked to all or part of (i) a nucleic acid sequence encoding a polypeptide having an amino acid sequence of at least 50%, 51%, 52%, 53%, 54%, 55%, 56%, 57%, 58%, 59%, 60%, 61%, 62%, 63%, 64%, 65%, 66%, 67%, 68%, 69%, 70%, 71%, 72%, 73%, 74%, 75%, 76%, 77%, 78%, 79%, 80%, 81%, 82%, 83%, 84%, 85%, 86%, 87%, 88%, 89%, 90%, 91%, 92%, 93%, 94%, 95%, 96%, 97%, 98%, 99%, or 100% sequence identity, based on the Clustal V method of alignment, when compared to SEQ ID NO: 13, 17, 19, or 21 or (ii) a full complement of the nucleic acid sequence of (a)(i); and (b) regenerating a transgenic plant from the regenerable plant cell after step (a), wherein the transgenic plant comprises in its genome the recombinant DNA construct and exhibits an altered root architecture when compared to a control plant not comprising the recombinant DNA construct. The method may further comprise (c) obtaining a progeny plant derived from the transgenic plant.

[0259] A method of altering root architecture in a plant, comprising: (a) introducing into a regenerable plant cell a suppression DNA construct comprising at least one regulatory sequence (preferably a promoter functional in a plant) operably linked to a region derived from all or part of a sense strand or antisense strand of a target gene of interest, said region having a nucleic acid sequence of at least 50%, 51%, 52%, 53%, 54%, 55%, 56%, 57%, 58%, 59%, 60%, 61%, 62%, 63%, 64%, 65%, 66%, 67%, 68%, 69%, 70%, 71%, 72%, 73%, 74%, 75%, 76%, 77%, 78%, 79%, 80%, 81%, 82%, 83%, 84%, 85%, 86%, 87%, 88%, 89%, 90%, 91%, 92%, 93%, 94%, 95%, 96%, 97%, 98%, 99%, or 100% sequence identity, based on the Clustal V method of alignment, when compared to said all or part of a sense strand or antisense strand from which said region is derived, and wherein said target gene of interest encodes a RT1 or RT1-like protein; and (b) regenerating a transgenic plant from the regenerable plant cell after step (a), wherein the transgenic plant comprises in its genome the recombinant DNA construct and exhibits an altered root architecture when compared to a control plant not comprising the recombinant DNA construct. The method may further comprise (c) obtaining a progeny plant derived from the transgenic plant.

[0260] A method of evaluating altered root architecture in a plant, comprising (a) introducing into a regenerable plant cell a recombinant DNA construct comprising a polynucleotide operably linked to at least one regulatory sequence (preferably a promoter functional in a plant), wherein the polynucleotide encodes a polypeptide having an amino acid sequence of at least 50%, 51%, 52%, 53%, 54%, 55%, 56%, 57%, 58%, 59%, 60%, 61%, 62%, 63%, 64%, 65%, 66%, 67%, 68%, 69%, 70%, 71%, 72%, 73%, 74%, 75%, 76%, 77%, 78%, 79%, 80%, 81%, 82%, 83%, 84%, 85%, 86%, 87%, 88%, 89%, 90%, 91%, 92%, 93%, 94%, 95%, 96%, 97%, 98%, 99%, or 100% sequence identity, based on the Clustal V method of alignment, when compared to SEQ ID NO: 13, 17, 19, or 21 (b) regenerating a transgenic plant from the regenerable plant cell after step (a), wherein the transgenic plant comprises in its genome the recombinant DNA construct; and

(c) evaluating the transgenic plant for altered root architecture compared to a control plant not comprising the recombinant DNA construct. The method may further comprise (d) obtaining a progeny plant derived from the transgenic plant, wherein the progeny plant comprises in its genome the recombinant DNA construct; and (e) evaluating the progeny plant for altered root architecture compared to a control plant not comprising the recombinant DNA construct.

[0261] A method of evaluating altered root architecture in a plant, comprising (a) introducing into a regenerable plant cell a suppression DNA construct comprising at least one regulatory sequence (preferably a promoter functional in a plant) operably linked to all or part of (i) a nucleic acid sequence encoding a polypeptide having an amino acid sequence of at least 50%, 51%, 52%, 53%, 54%, 55%, 56%, 57%, 58%, 59%, 60%, 61%, 62%, 63%, 64%, 65%, 66%, 67%, 68%, 69%, 70%, 71%, 72%, 73%, 74%, 75%, 76%, 77%, 78%, 79%, 80%, 81%, 82%, 83%, 84%, 85%, 86%, 87%, 88%, 89%, 90%, 91%, 92%, 93%, 94%, 95%, 96%, 97%, 98%, 99%, or 100% sequence identity, based on the Clustal V method of alignment, when compared to SEQ ID NO: 13, 17, 19, or 21, or (ii) a full complement of the nucleic acid sequence of (a)(i); (b) regenerating a transgenic plant from the regenerable plant cell after step (a), wherein the transgenic plant comprises in its genome the suppression DNA construct; and (c) evaluating the transgenic plant for altered root architecture compared to a control plant not comprising the suppression DNA construct. The method may further comprise (d) obtaining a progeny plant derived from the transgenic plant, wherein the progeny plant comprises in its genome the suppression DNA construct; and (e) evaluating the progeny plant for altered root architecture compared to a control plant not comprising the suppression DNA construct.

[0262] A method of evaluating altered root architecture in a plant, comprising (a) introducing into a regenerable plant cell a suppression DNA construct comprising at least one regulatory sequence (preferably a promoter functional in a plant) operably linked to a region derived from all or part of a sense strand or antisense strand of a target gene of interest, said region having a nucleic acid sequence of at least 50%, 51%, 52%, 53%, 54%, 55%, 56%, 57%, 58%, 59%, 60%, 61%, 62%, 63%, 64%, 65%, 66%, 67%, 68%, 69%, 70%, 71%, 72%, 73%, 74%, 75%, 76%, 77%, 78%, 79%, 80%, 81%, 82%, 83%, 84%, 85%, 86%, 87%, 88%, 89%, 90%, 91%, 92%, 93%, 94%, 95%, 96%, 97%, 98%, 99%, or 100% sequence identity, based on the Clustal V method of alignment, when compared to said all or part of a sense strand or antisense strand from which said region is derived, and wherein said target gene of interest encodes a RT1 or RT1-like protein; (b) regenerating a transgenic plant from the regenerable plant cell after step (a), wherein the transgenic plant comprises in its genome the suppression DNA construct; and (c) evaluating the transgenic plant for altered root architecture compared to a control plant not comprising the suppression DNA construct. The method may further comprise (d) obtaining a progeny plant derived from the transgenic plant, wherein the progeny plant comprises in its genome the suppression DNA construct; and (e) evaluating the progeny plant for altered root architecture compared to a control plant not comprising the suppression DNA construct.

[0263] A method of evaluating altered root architecture in a plant, comprising (a) introducing into a regenerable plant cell a recombinant DNA construct comprising a polynucleotide operably linked to at least one regulatory sequence (prefer-

ably a promoter functional in a plant), wherein said polynucleotide encodes a polypeptide having an amino acid sequence of at least 50%, 51%, 52%, 53%, 54%, 55%, 56%, 57%, 58%, 59%, 60%, 61%, 62%, 63%, 64%, 65%, 66%, 67%, 68%, 69%, 70%, 71%, 72%, 73%, 74%, 75%, 76%, 77%, 78%, 79%, 80%, 81%, 82%, 83%, 84%, 85%, 86%, 87%, 88%, 89%, 90%, 91%, 92%, 93%, 94%, 95%, 96%, 97%, 98%, 99%, or 100% sequence identity, based on the Clustal V method of alignment, when compared to SEQ ID NO: 13, 17, 19, or 21 (b) regenerating a transgenic plant from the regenerable plant cell after step (a), wherein the transgenic plant comprises in its genome the recombinant DNA construct; (c) obtaining a progeny plant derived from said transgenic plant, wherein the progeny plant comprises in its genome the recombinant DNA construct; and (d) evaluating the progeny plant for altered root architecture compared to a control plant not comprising the recombinant DNA construct.

[0264] A method of evaluating altered root architecture in a plant, comprising (a) introducing into a regenerable plant cell a suppression DNA construct comprising at least one regulatory sequence (preferably a promoter functional in a plant) operably linked to all or part of (i) a nucleic acid sequence encoding a polypeptide having an amino acid sequence of at least 50%, 51%, 52%, 53%, 54%, 55%, 56%, 57%, 58%, 59%, 60%, 61%, 62%, 63%, 64%, 65%, 66%, 67%, 68%, 69%, 70%, 71%, 72%, 73%, 74%, 75%, 76%, 77%, 78%, 79%, 80%, 81%, 82%, 83%, 84%, 85%, 86%, 87%, 88%, 89%, 90%, 91%, 92%, 93%, 94%, 95%, 96%, 97%, 98%, 99%, or 100% sequence identity, based on the Clustal V method of alignment, when compared to SEQ ID NO: 13, 17, 19, or 21, or (ii) a full complement of the nucleic acid sequence of (a)(i); (b) regenerating a transgenic plant from the regenerable plant cell after step (a), wherein the transgenic plant comprises in its genome the suppression DNA construct; (c) obtaining a progeny plant derived from said transgenic plant, wherein the progeny plant comprises in its genome the suppression DNA construct; and (e) evaluating the progeny plant for altered root architecture compared to a control plant not comprising the suppression DNA construct.

[0265] A method of evaluating altered root architecture in a plant, comprising (a) introducing into a regenerable plant cell a suppression DNA construct comprising at least one regulatory sequence (preferably a promoter functional in a plant) operably linked to a region derived from all or part of a sense strand or antisense strand of a target gene of interest, said region having a nucleic acid sequence of at least 50%, 51%, 52%, 53%, 54%, 55%, 56%, 57%, 58%, 59%, 60%, 61%, 62%, 63%, 64%, 65%, 66%, 67%, 68%, 69%, 70%, 71%, 72%, 73%, 74%, 75%, 76%, 77%, 78%, 79%, 80%, 81%, 82%, 83%, 84%, 85%, 86%, 87%, 88%, 89%, 90%, 91%, 92%, 93%, 94%, 95%, 96%, 97%, 98%, 99%, or 100% sequence identity, based on the Clustal V method of alignment, when compared to said all or part of a sense strand or antisense strand from which said region is derived, and wherein said target gene of interest encodes a RT1 or RT1-like protein; (b) regenerating a transgenic plant from the regenerable plant cell after step (a), wherein the transgenic plant comprises in its genome the suppression DNA construct; (c) obtaining a progeny plant derived from the transgenic plant, wherein the progeny plant comprises in its genome the suppression DNA construct; and (d) evaluating the progeny plant for altered root architecture compared to a control plant not comprising the recombinant DNA construct.

[0266] A method of evaluating an alteration of an agronomic characteristic in a plant, comprising (a) introducing into a regenerable plant cell a recombinant DNA construct comprising a polynucleotide operably linked to at least one regulatory sequence (preferably a promoter functional in a plant), wherein said polynucleotide encodes a polypeptide having an amino acid sequence of at least 50%, 51%, 52%, 53%, 54%, 55%, 56%, 57%, 58%, 59%, 60%, 61%, 62%, 63%, 64%, 65%, 66%, 67%, 68%, 69%, 70%, 71%, 72%, 73%, 74%, 75%, 76%, 77%, 78%, 79%, 80%, 81%, 82%, 83%, 84%, 85%, 86%, 87%, 88%, 89%, 90%, 91%, 92%, 93%, 94%, 95%, 96%, 97%, 98%, 99%, or 100% sequence identity, based on the Clustal V method of alignment, when compared to SEQ ID NO: 13, 17, 19, or 21 (b) regenerating a transgenic plant from the regenerable plant cell after step (a), wherein the transgenic plant comprises in its genome said recombinant DNA construct; and (c) determining whether the transgenic plant exhibits an alteration in at least one agronomic characteristic when compared to a control plant not comprising the recombinant DNA construct. The method may further comprise (d) obtaining a progeny plant derived from the transgenic plant, wherein the progeny plant comprises in its genome the recombinant DNA construct; and (e) determining whether the progeny plant exhibits an alteration in at least one agronomic characteristic when compared to a control plant not comprising the recombinant DNA construct.

[0267] A method of evaluating an alteration of an agronomic characteristic in a plant, comprising (a) introducing into a regenerable plant cell a suppression DNA construct comprising at least one regulatory sequence (preferably a promoter functional in a plant) operably linked to all or part of (i) a nucleic acid sequence encoding a polypeptide having an amino acid sequence of at least 50%, 51%, 52%, 53%, 54%, 55%, 56%, 57%, 58%, 59%, 60%, 61%, 62%, 63%, 64%, 65%, 66%, 67%, 68%, 69%, 70%, 71%, 72%, 73%, 74%, 75%, 76%, 77%, 78%, 79%, 80%, 81%, 82%, 83%, 84%, 85%, 86%, 87%, 88%, 89%, 90%, 91%, 92%, 93%, 94%, 95%, 96%, 97%, 98%, 99%, or 100% sequence identity, based on the Clustal V method of alignment, when compared to SEQ ID NO: 13, 16, 17, or 19, or (ii) a full complement of the nucleic acid sequence of (i); (b) regenerating a transgenic plant from the regenerable plant cell after step (a), wherein the transgenic plant comprises in its genome the suppression DNA construct; and (c) determining whether the transgenic plant exhibits an alteration in at least one agronomic characteristic when compared to a control plant not comprising the suppression DNA construct. The method may further comprise (d) obtaining a progeny plant derived from the transgenic plant, wherein the progeny plant comprises in its genome the suppression DNA construct; and (e) determining whether the progeny plant exhibits an alteration in at least one agronomic characteristic when compared to a control plant not comprising the suppression DNA construct.

[0268] A method of evaluating alteration of an agronomic characteristic in a plant, comprising (a) introducing into a regenerable plant cell a suppression DNA construct comprising at least one regulatory sequence (preferably a promoter functional in a plant) operably linked to a region derived from all or part of a sense strand or antisense strand of a target gene of interest, said region having a nucleic acid sequence of at least 50%, 51%, 52%, 53%, 54%, 55%, 56%, 57%, 58%, 59%, 60%, 61%, 62%, 63%, 64%, 65%, 66%, 67%, 68%, 69%, 70%, 71%, 72%, 73%, 74%, 75%, 76%, 77%, 78%, 79%, 80%, 81%, 82%, 83%, 84%, 85%, 86%, 87%, 88%,

89%, 90%, 91%, 92%, 93%, 94%, 95%, 96%, 97%, 98%, 99%, or 100% sequence identity, based on the Clustal V method of alignment, when compared to said all or part of a sense strand or antisense strand from which said region is derived, and wherein said target gene of interest encodes RTI protein; (b) regenerating a transgenic plant from the regenerable plant cell after step (a), wherein the transgenic plant comprises in its genome the suppression DNA construct; and (c) determining whether the transgenic plant exhibits an alteration in at least one agronomic characteristic when compared to a control plant not comprising the suppression DNA construct. The method may further comprise (d) obtaining a progeny plant derived from the transgenic plant, wherein the progeny plant comprises in its genome the suppression DNA construct; and (e) determining whether the progeny plant exhibits an alteration in at least one agronomic characteristic when compared to a control plant not comprising the suppression DNA construct.

[0269] A method of evaluating an alteration of an agronomic characteristic in a plant, comprising (a) introducing into a regenerable plant cell a recombinant DNA construct comprising a polynucleotide operably linked to at least one regulatory sequence (preferably a promoter functional in a plant), wherein said polynucleotide encodes a polypeptide having an amino acid sequence of at least 50%, 51%, 52%, 53%, 54%, 55%, 56%, 57%, 58%, 59%, 60%, 61%, 62%, 63%, 64%, 65%, 66%, 67%, 68%, 69%, 70%, 71%, 72%, 73%, 74%, 75%, 76%, 77%, 78%, 79%, 80%, 81%, 82%, 83%, 84%, 85%, 86%, 87%, 88%, 89%, 90%, 91%, 92%, 93%, 94%, 95%, 96%, 97%, 98%, 99%, or 100% sequence identity, based on the Clustal V method of alignment, when compared to SEQ ID NO: 13, 16, 17, or 19 (b) regenerating a transgenic plant from the regenerable plant cell after step (a), wherein the transgenic plant comprises in its genome said recombinant DNA construct; (c) obtaining a progeny plant derived from said transgenic plant, wherein the progeny plant comprises in its genome the recombinant DNA construct; and (d) determining whether the progeny plant exhibits an alteration in at least one agronomic characteristic when compared to a control plant not comprising the recombinant DNA construct.

[0270] A method of evaluating an alteration of an agronomic characteristic in a plant, comprising (a) introducing into a regenerable plant cell a suppression DNA construct comprising at least one regulatory sequence (preferably a promoter functional in a plant) operably linked to all or part of (i) a nucleic acid sequence encoding a polypeptide having an amino acid sequence of at least 50%, 51%, 52%, 53%, 54%, 55%, 56%, 57%, 58%, 59%, 60%, 61%, 62%, 63%, 64%, 65%, 66%, 67%, 68%, 69%, 70%, 71%, 72%, 73%, 74%, 75%, 76%, 77%, 78%, 79%, 80%, 81%, 82%, 83%, 84%, 85%, 86%, 87%, 88%, 89%, 90%, 91%, 92%, 93%, 94%, 95%, 96%, 97%, 98%, 99%, or 100% sequence identity, based on the Clustal V method of alignment, when compared to SEQ ID NO: 13, 17, 19, or 21 or (ii) a full complement of the nucleic acid sequence of (i); (b) regenerating a transgenic plant from the regenerable plant cell after step (a), wherein the transgenic plant comprises in its genome the suppression DNA construct; (c) obtaining a progeny plant derived from said transgenic plant, wherein the progeny plant comprises in its genome the suppression DNA construct; and (d) determining whether the progeny plant exhibits an alteration in at least one agronomic characteristic when compared to a control plant not comprising the recombinant DNA construct.

[0271] A method of evaluating an alteration of an agronomic characteristic in a plant, comprising (a) introducing into a regenerable plant cell a suppression DNA construct comprising at least one regulatory sequence (preferably a promoter functional in a plant) operably linked to a region derived from all or part of a sense strand or antisense strand of a target gene of interest, said region having a nucleic acid sequence of at least 50%, 51%, 52%, 53%, 54%, 55%, 56%, 57%, 58%, 59%, 60%, 61%, 62%, 63%, 64%, 65%, 66%, 67%, 68%, 69%, 70%, 71%, 72%, 73%, 74%, 75%, 76%, 77%, 78%, 79%, 80%, 81%, 82%, 83%, 84%, 85%, 86%, 87%, 88%, 89%, 90%, 91%, 92%, 93%, 94%, 95%, 96%, 97%, 98%, 99%, or 100% sequence identity, based on the Clustal V method of alignment, when compared to said all or part of a sense strand or antisense strand from which said region is derived, and wherein said target gene of interest encodes a RT1 protein; (b) regenerating a transgenic plant from the regenerable plant cell after step (a), wherein the transgenic plant comprises in its genome the suppression DNA construct; (c) obtaining a progeny plant derived from said transgenic plant, wherein the progeny plant comprises in its genome the suppression DNA construct; and (d) determining whether the progeny plant exhibits an alteration in at least one agronomic characteristic when compared to a control plant not comprising the suppression DNA construct.

[0272] A method of producing seed (preferably seed that can be sold as a product offering with altered root architecture) comprising any of the preceding preferred methods, and further comprising obtaining seeds from said progeny plant, wherein said seeds comprise in their genome said recombinant DNA construct (or suppression DNA construct).

[0273] In any of the preceding preferred methods, in said introducing step said regenerable plant cell preferably comprises a callus cell (preferably embryogenic), a gametic cell, a meristematic cell, or a cell of an immature embryo. The regenerable plant cells are preferably from an inbred maize plant.

[0274] In any of the preceding preferred methods or any other embodiments of methods of the present invention, said regenerating step preferably comprises: (i) culturing said transformed plant cells in a media comprising an embryogenic promoting hormone until callus organization is observed; (ii) transferring said transformed plant cells of step (i) to a first media which includes a tissue organization promoting hormone; and (iii) subculturing said transformed plant cells after step (ii) onto a second media, to allow for shoot elongation, root development or both.

[0275] The introduction of recombinant DNA constructs of the present invention into plants may be carried out by any suitable technique, including and not limited to direct DNA uptake, chemical treatment, electroporation, microinjection, cell fusion, infection, vector mediated DNA transfer, bombardment, or *Agrobacterium* mediated transformation.

[0276] In any of the preceding preferred methods or any other embodiments of methods of the present invention, the at least one agronomic characteristic is preferably selected from the group consisting of greenness, yield, growth rate, biomass, fresh weight at maturation, dry weight at maturation, fruit yield, seed yield, total plant nitrogen content, fruit nitrogen content, seed nitrogen content, nitrogen content in a vegetative tissue, total plant free amino acid content, fruit free amino acid content, seed free amino acid content, free amino acid content in a vegetative tissue, total plant protein content, fruit protein content, seed protein content, protein content in a

vegetative tissue, drought tolerance, nitrogen uptake, root lodging, stalk lodging, plant height, ear length, and harvest index; with greenness, yield, biomass, improved root penetration or resistance to root lodging being a particularly preferred agronomic characteristic for alteration (preferably an increase).

[0277] In any of the preceding preferred methods or any other embodiments of methods of the present invention, the plant preferably exhibits the alteration of at least one agronomic characteristic irrespective of the environmental conditions when compared to a control plant (e.g., water, nutrient availability, insect or disease).

[0278] The introduction of recombinant DNA constructs of the present invention into plants may be carried out by any suitable technique, including and not limited to direct DNA uptake, chemical treatment, electroporation, microinjection, cell fusion, infection, vector mediated DNA transfer, bombardment, or *Agrobacterium* mediated transformation.

[0279] Preferred techniques are set forth below in the Examples.

[0280] Other preferred methods for transforming dicots, primarily by use of *Agrobacterium tumefaciens*, and obtaining transgenic plants include those published for cotton (U.S. Pat. No. 5,004,863, U.S. Pat. No. 5,159,135, U.S. Pat. No. 5,518,908); soybean (U.S. Pat. No. 5,569,834, U.S. Pat. No. 5,416,011, McCabe et al., *Bio/Technology* 6:923 (1988), Christou et al., *Plant Physiol.* 87:671 674 (1988)); *Brassica* (U.S. Pat. No. 5,463,174); peanut (Cheng et al., *Plant Cell Rep.* 15:653 657 (1996), McKently et al., *Plant Cell Rep.* 14:699 703 (1995)); papaya; and pea (Grant et al., *Plant Cell Rep.* 15:254 258, (1995)).

[0281] Transformation of monocotyledons using electroporation, particle bombardment, and *Agrobacterium* have also been reported and are included as preferred methods, for example, transformation and plant regeneration as achieved in asparagus (Bytebier et al., *Proc. Natl. Acad. Sci. U.S.A.* 84:5354, (1987)); barley (Wan and Lemaux, *Plant Physiol.* 104:37 (1994)); *Zea mays* (Rhodes et al., *Science* 240:204 (1988), Gordon-Kamm et al., *Plant Cell* 2:603 618 (1990), Fromm et al., *Bio/Technology* 8:833 (1990), Koziel et al., *Bio/Technology* 11:194, (1993), Armstrong et al., *Crop Science* 35:550-557 (1995)); oat (Somers et al., *Bio/Technology* 10:1589 (1992)); orchard grass (Horn et al., *Plant Cell Rep.* 7:469 (1988)); rice (Toriyama et al., *Theor. Appl. Genet.* 205:34, (1986); Part et al., *Plant Mol. Biol.* 32:1135 1148, (1996); Abedinia et al., *Aust. J. Plant Physiol.* 24:133 141 (1997); Zhang and Wu, *Theor. Appl. Genet.* 76:835 (1988); Zhang et al., *Plant Cell Rep.* 7:379, (1988); Battraw and Hall, *Plant Sci.* 86:191 202 (1992); Christou et al., *Bio/Technology* 9:957 (1991)); rye (De la Pena et al., *Nature* 325:274 (1987)); sugarcane (Bower and Birch, *Plant J.* 2:409 (1992)); tall fescue (Wang et al., *Bio/Technology* 10:691 (1992)), and wheat (Vasil et al., *Bio/Technology* 10:667 (1992); U.S. Pat. No. 5,631,152).

[0282] There are a variety of methods for the regeneration of plants from plant tissue. The particular method of regeneration will depend on the starting plant tissue and the particular plant species to be regenerated.

[0283] The regeneration, development, and cultivation of plants from single plant protoplast transformants or from various transformed explants is well known in the art (Weissbach and Weissbach, In: *Methods for Plant Molecular Biology*, (Eds.), Academic Press, Inc. San Diego, Calif., (1988)). This regeneration and growth process typically includes the

steps of selection of transformed cells, culturing those individualized cells through the usual stages of embryonic development through the rooted plantlet stage. Transgenic embryos and seeds are similarly regenerated. The resulting transgenic rooted shoots are thereafter planted in an appropriate plant growth medium such as soil.

[0284] The development or regeneration of plants containing the foreign, exogenous isolated nucleic acid fragment that encodes a protein of interest is well known in the art. Preferably, the regenerated plants are self-pollinated to provide homozygous transgenic plants. Otherwise, pollen obtained from the regenerated plants is crossed to seed-grown plants of agronomically important lines. Conversely, pollen from plants of these important lines is used to pollinate regenerated plants. A transgenic plant of the present invention containing a desired polypeptide is cultivated using methods well known to one skilled in the art.

EXAMPLES

[0285] The present invention is further illustrated in the following Examples, in which parts and percentages are by weight and degrees are Celsius, unless otherwise stated. It should be understood that these Examples, while indicating preferred embodiments of the invention, are given by way of illustration only. From the above discussion and these Examples, one skilled in the art can ascertain the essential characteristics of this invention, and without departing from the spirit and scope thereof, can make various changes and modifications of the invention to adapt it to various usages and conditions. Thus, various modifications of the invention in addition to those shown and described herein will be apparent to those skilled in the art from the foregoing description. Such modifications are also intended to fall within the scope of the appended claims.

Example 1

Analysis of the *rt1* Phenotype, Root Lodging and Root Penetration

[0286] The phenotype of *rt1* homozygote plants is variable and depending on the growing conditions. As shown in FIG. 20 *a-c*, *rt1* plants grown in the field have a very strong depletion of the root system and show a remarkably root lodging phenotype, while the same plants grown in greenhouse or hydroponic conditions show only a moderate alteration in root architecture. When *rt1* plants are grown in the greenhouse using hard soil collected from the field, they still show a reduction in the root system (FIG. 20*c*), indicating that the *rt1* locus is necessary for the penetration of the crown roots in the soil and the interaction of the roots with the soil. *rt1* mutants are unable to push through hard soils.

[0287] Resistance to root lodging can be measured following mechanical perturbances under a variety of field conditions, such as vertical root pulling resistance (Beck et al. (1987); Crop Sci. 27:356-358), mechanized push (Kato et al. (1999) Maydica 44, 167-174) or a portable electronic design described by Fouere (Fouere et al. (1995), Agronomy J. 87: 1010-1024).

[0288] The design consists of a portable electronic device that measures horizontal pushing resistance on individual plants. The apparatus simultaneously records the angle of inclination and the resistance torque of the plant during an artificial pushing test. The device consists of a support, a force sensor, an angle sensor, and a control head. Data logging is

possible by using a microprocessor-based system. Data may be transferred to a computer using an RS232 serial transfer protocol. The time required for the test in field conditions is approximately 1 min per plant. Preliminary results obtained on 14 maize genotypes grown in three field environments showed that genotypes susceptible to root lodging were characterized by low average values of their maximum resistance torque.

[0289] Root penetration into the soil can be measured, for example, by comparing seedling emergence and/or plant growth of *RT1* transgenic and wild type plants on various soil types, e.g. tilled versus untilled soil. Untilled soils have higher resistance to root penetration and therefore reduce seedling emergence and subsequent plant growth. Soil types can be measured for example by using a cone penetrometer, measuring the tip resistance, sleeve friction and/or pore water pressure. The measurements can be made at different stages during plant growth and the difference in the rate of root penetration into the soil between a *RT1* transgenic line and a nontransgenic (wild type) line can be recorded.

Example 2

Map-Based Cloning of *RT1*

[0290] The genetic data derived from the MaizeGDB (Maize Genetics and Genomics Database) showed that the *rt1* mutant maps on chromosome 3 bin 04 of corn. Based on this information we retrieved from the public database several SSR primers and used them to genotype 88 *rt1* plants derived from an F2 cross between the original *rt1* line (unknown background, Jenkins M T, 1930) and the inbred line B73. Homozygous *rt1/rt1* plants were scored as lodged plants when grown in the field for 30 days or more. DNA was extracted from those plants using standard molecular biology procedures. The public PCR-based DNA SSR marker UMC1908 (MaizeGDB) was found at 1.7 cM from the *rt1* locus (3 recombinations on 88 individuals).

[0291] In order to fine map the *rt1* mutation, two mapping populations and their corresponding corn seeds, segregating for the *rt1* gene, were utilized. The first mapping populations consisted of 1500 BC2S1 plants derived by selfing a cross between a *rt1* plant, derived from the above mentioned F2 population segregating for the *rt1* locus, and the inbred line B73 (segregation ratio 3:1). The second mapping populations consisted of 520 plants derived by backcrossing the above mentioned cross with the *rt1* plant, parent of the cross (segregation ratio 1:1).

[0292] To obtain plants that carry recombination near the *rt1* locus, two sequence-based DNA markers, from the DuPont proprietary sequences of known map position were used.

[0293] Primers MZA8757-F81 (SEQ ID NO:1) and MZA8757-R593 (SEQ ID NO:2) were used to amplify and sequence the Mza8757 marker locus carrying a SNP A/C between the *rt1* parent and the B73 parent.

[0294] Primers MZA15417-F132 (SEQ ID NO:3) and MZA15417-R607 (SEQ ID NO:4) were used to amplify and sequence the Mza 5417 marker locus carrying a SNP A/G between the *rt1* parent and the B73 parent. Both markers reside on a physical BAC contig named 306 (Dupont Genomix database).

[0295] Only 62 plants showing a crossing over event between the two flanking markers (homozygotes at one marker and heterozygotes at the other marker) were kept and

selfed. The progeny of those plants was subsequently screened for the phenotype in order to confirm the position of the *rt1* gene relatively to the flanking markers.

[0296] New CAPS (Cleaved Amplified Polymorphic Site) markers were designed using available physically placed MZA sequences and BAC-end sequences of the BACs constituting the region of contig 306 surrounded by markers *Mza* 15417 (left side) and *Mza* 8757 (right side).

[0297] CAPS primers were used in a PCR reaction containing 25 ng of DNA. CAPS marker amplifications were performed in a 25 μ l PCR reaction using the Qiagen HotStart mix and 25 ng DNA. The thermal cycle conditions were: 95° C. 15 min (1 cycle), 94° C. 45 sec, 56° C. 45 sec, 72° C. 45 sec, (35 cycles) 72° C. 7 min.

[0298] 3 μ l of the amplification product were used for a restriction digest (total volume of 15 μ l) with the appropriate restriction enzyme. Restriction reaction was carried out at the appropriate temperature for one hour. Restricted amplification products were examined on 3% agarose gels.

[0299] CAPS marker *b0541* (*b0541* forward primer, SEQ ID NO:5 and *b0541* reverse primer, SEQ ID NO:6) was designed based on the BAC-end sequence of clone BAC *b0541.c13*. This primer set amplifies a region of 250 bp, showing polymorphism between B73 and *rt1* following restriction with the 6-cutter enzyme *EcoRI*.

[0300] CAPS marker *b0461* (*b0461* forward primer, SEQ ID NO:7 and *b0461* reverse primer, SEQ ID NO:8) was designed based on the BAC-end sequence of clone BAC *b0461.g10*. This primer set amplifies a region of about 350 bp, showing polymorphism between B73 and *rt1* following restriction with the 6-cutter enzyme *NcoI*.

[0301] By screening the 62 previously obtained recombinants with CAPS *b0541*, only 3 recombination breakpoints were found, while 2 recombinants were found on the other side, using the CAPS *b0461*.

[0302] BAC *b0541.c13* and BAC *b0461.g10* and are public BAC clones for which the available fingerprinting data show overlap.

Example 3

Identification of the RT1 Gene

[0303] In order to identify the RT1 gene that was mapped to the region comprising the two overlapping BAC clones, BAC *b0541.c13* was sequenced. BAC DNA was nebulized using high-pressure nitrogen gas as described in Roe et al. 1996 (Roe et al. (1996) "DNA isolation and Sequencing" John Wiley and Sons, New York).

[0304] The estimated 165 Kb of sequence of BAC *b0541.c13* was searched for the presence of open reading frames, and 4 regions, showing similarities to genes based on prediction models performed by FGGENESH (Softberry, Inc. Mount Kisco, N.Y., USA) were identified.

[0305] In particular, one candidate gene showing homology to a "putative Ethylene Responsive Protein" was considered for further evaluation. The sequence of the gene derived from BAC *b0541.c 3* (B73 genotype) is shown SEQ ID NO:9 (RT1 ethylene responsive gene 7800 bp) and in FIG. 1 Total RNA was extracted from developing maize roots from the B73 line and the *rt1* line using a TRIzol® Reagent obtained from Life Technologies Inc., Rockville, Md., 20849 (GIBCO-BRL) that contains phenol and guanidine thiocyanate. RT-PCR was performed with cDNA that was synthesized with Superscript III (Invitrogen, Carlsbad, Calif.) reverse

transcriptase from 1 μ g DNase treated total RNA. PCR was performed in a Perkin Elmer 9700 thermocycler using the GC-2 Advantage kit (BD Biosciences) and a PCR program of 94° C. for 3 min, followed by 27 cycles of 94° C. for 30 sec, 58° C. for 30 sec, 68° C. for 1 min, and a final step of 68° C. for 3 min. Primers designed based on the genomic sequence described in FIG. 1, SEQ ID NO:9 and specific to the 5' and 3' end of RT1 (RT1 3006F (SEQ ID NO:10) and RT17631R (SEQ ID NO:11), respectively, were used in the PCR reaction. Only the B73 wild type line generated a PCR product, indicating that the *rt1* line is missing the RT1 mRNA, confirming that the lack of the RT1 transcript is responsible for the *rt1* phenotype. The PCR product was cloned into the pPCR®II-Topo® nt vector (Invitrogen™) and sequenced to confirm identity. The B73 cDNA of RT1 is shown in SEQ ID NO:12. The RT1 amino acid sequence encoded by nucleotides 50 through 1382 (Stop codon) of SEQ ID NO:12 is shown in SEQ ID NO:13.

Example 4

Cloning the RT1 cDNA

[0306] Total RNA can be extracted from developing maize using a TRIzol® Reagent obtained from Life Technologies Inc., Rockville, Md., 20849 (GIBCO-BRL) that contains phenol and guanidine thiocyanate. Poly A mRNA can be purified from total RNA with mRNA Purification kits obtained from Amersham Pharmacia Biotech Inc., Piscataway, N.J., 08855, which consists of oligo (dT)-cellulose spin columns. To make the cDNA library, 5.5 μ g of polyA RNA can be used for cDNA synthesis kits, which can be obtained from Stratagene, La Jolla, Calif., 92037. Superscript® reverse transcriptase can be obtained from Life Technologies Inc., Rockville, Md., 20849 (GIBCO-BRL). BRL cDNA Size Fraction Columns (GIBCO-BRL) can be used to fractionate the cDNA by size, fractions can be precipitated, resuspended and ligated with 1 μ g of the Uni-ZAP XR vector. After ligation it can be packaged in Gigapack III Gold® packaging extract obtained from Stratagene, La Jolla, Calif., 92037. The unamplified library titer can be estimated. An appropriate amount can be used for amplification purposes to produce amplified cDNA.

[0307] Screening for the RT1 cDNA follows standard protocols well known to those skilled in the art (Ausubel et al. 1993, "Current Protocols in Molecular Biology" John Wiley & Sons, USA, or Sambrook et al. 1989. Molecular Cloning: A Laboratory Manual. Cold Spring Harbor Laboratory Press). Briefly, 1.5×10^6 phage clones can be plated, then transferred to nylon membranes, which then will be subjected to hybridization with radioactively labeled RT1 probe. Positives are isolated and examined for their identity as RT1 cDNAs through PCR with RT1-specific primers. The longest cDNA clones that give positive results from the PCR reaction are isolated and sequenced.

Example 5

Ethylene Induction of the RT1 Gene

[0308] Promotor analysis of the RT1 gene via the PLACE database (Higo et al. (1999) *Nucleic Acids Res.* 27, 297-300) revealed two ERELEE4 ethylene response element (TTTGAATTT and TTTGAAAT) motives. In order to determine if the RT1 gene is induced by Ethylene treatment, B73 seedlings were germinated in paper rolls for 11 d in a phyto-

chamber at a 60% humidity, at 28° C., under a 16 h light, 8 h dark regime, then transferred to a 1.5×10^{-4} M Ethephon solution (Sigma Aldrich). Control plants were grown in distilled water. RNA was isolated from primary roots after 0, 1, 2.5 and 4 hours of Ethephon exposure and from control plants at the same time points. PCR reactions were performed with RT1 specific oligonucleotide primers (4405F, SEQ ID NO:14 and etr4Rnew, SEQ ID NO:15). Histone 2A (Genebank AAB04687) was used as control. FIG. 2 shows the induction of the RT1 gene at 2.5 hrs of treatment.

Example 6

Genetic Confirmation of the RT1 Gene

[0309] The genetic confirmation that the RT1 isolated nucleic acid fragment encodes the polypeptide responsible for altering root structure can be accomplished by transforming *rt1* mutants with the isolated RT1 cloned sequence.

[0310] RT1 homologs from other crop species can also be tested in this system by obtaining full-gene sequences, ligation to an appropriate promoter, such as the RT1 promoter and complementing the maize *rt1* mutant.

[0311] In order to confirm possible tissue-specific expression of the RT1 gene, the presence of the RT1 transcript in various tissues can be analyzed by RNA blot analysis and *in situ* hybridization.

[0312] One method for transforming DNA into cells of higher plants that is available to those skilled in the art is high-velocity ballistic bombardment using metal particles coated with the nucleic acid constructs of interest (see Klein et al. *Nature* (1987) (London) 327:70-73, and see U.S. Pat. No. 4,945,050). A Biolistic PDS-1000/He (BioRAD Laboratories, Hercules, Calif.) can be used for these complementation experiments. The particle bombardment technique can be used to transform the RT1 mutant with the cloned RT1 wild type sequence [nucleotides 50 through 1382 (Stop) of SEQ ID NO:12], encoding a functional RT1 protein.

[0313] The bacterial hygromycin B phosphotransferase (Hpt II) gene from *Streptomyces hygrosopicus* that confers resistance to the antibiotic hygromycin can be used as the selectable marker for the maize transformation. In the vector, pML18, the Hpt II gene can be engineered with the 35S promoter from Cauliflower Mosaic Virus and the termination and polyadenylation signals from the octopine synthase gene of *Agrobacterium tumefaciens*. pML18 was described in WO 97/47731, which was published on Dec. 18, 1997, the disclosure of which is hereby incorporated by reference.

[0314] Embryogenic maize callus cultures derived serve as source material for transformation experiments. This material can be generated by germinating sterile maize seeds on a callus initiation media (MS salts, Nitsch and Nitsch vitamins, 1.0 mg/l 2,4-D and 10 μ M AgNO_3) in the dark at 27-28° C. Embryogenic callus proliferating from the scutellum of the embryos is then transferred to CM media (N6 salts, Nitsch and Nitsch vitamins, 1 mg/l 2,4-D, Chu et al., 1985, *Sci. Sinica* 18: 659-668). Callus cultures are maintained on CM by routine sub-culture at two week intervals and used for transformation within 10 weeks of initiation.

[0315] Callus can be prepared for transformation by sub-culturing 0.5-1.0 mm pieces approximately 1 mm apart, arranged in a circular area of about 4 cm in diameter, in the center of a circle of Whatman #541 paper placed on CM media. The plates with callus are incubated in the dark at 27-28° C. for 3-5 days. Prior to bombardment, the filters with

callus are transferred to CM supplemented with 0.25 M mannitol and 0.25 M sorbitol for 3 hr in the dark. The petri dish lids are then left ajar for 20-45 minutes in a sterile hood to allow moisture on tissue to dissipate.

[0316] Each genomic DNA fragment is co-precipitated with pML18 containing the selectable marker for maize transformation onto the surface of gold particles. To accomplish this, a total of 10 μ g of DNA at a 2:1 ratio of trait:selectable marker DNAs are added to 50 μ l aliquot of gold particles that are resuspended at a concentration of 60 mg ml^{-1} . Calcium chloride (50 μ l of a 2.5 M solution) and spermidine (20 μ l of a 0.1 M solution) are then added to the gold-DNA suspension as the tube was vortexed for 3 min. The gold particles are centrifuged in a microfuge for 1 sec and the supernatant removed. The gold particles are then washed twice with 1 ml of absolute ethanol and then resuspended in 50 ml of absolute ethanol and sonicated (bath sonicator) for one second to disperse the gold particles. The gold suspension is incubated at -70° C. for five minutes and sonicated (bath sonicator) if needed to disperse the particles. Six μ l of the DNA-coated gold particles are then loaded onto mylar macrocarrier disks and the ethanol is allowed to evaporate.

[0317] At the end of the drying period, a petri dish containing the tissue is placed in the chamber of the PDS-1000/He. The air in the chamber is then evacuated to a vacuum of 28-29 inches Hg. The macrocarrier is accelerated with a helium shock wave using a rupture membrane that bursts when the He pressure in the shock tube reaches 1080-1100 psi. The tissue is placed approximately 8 cm from the stopping screen and the callus was bombarded two times. Two to four plates of tissue are bombarded in this way with the DNA-coated gold particles. Following bombardment, the callus tissue is transferred to CM media without supplemental sorbitol or mannitol.

[0318] Within 3-5 days after bombardment the callus tissue is transferred to SM media (CM medium containing 50 mg/l hygromycin). To accomplish this, callus tissue is transferred from plates to sterile 50 ml conical tubes and weighed. Molten top-agar at 40° C. is added using 2.5 ml of top agar/100 mg of callus. Callus clumps are broken into fragments of less than 2 mm diameter by repeated dispensing through a 10 ml pipette. Three ml aliquots of the callus suspension are plated onto fresh SM media and the plates are incubated in the dark for 4 weeks at 27-28° C. After 4 weeks, transgenic callus events are identified, transferred to fresh SM plates and grown for an additional 2 weeks in the dark at 27-28° C.

[0319] Growing callus can then be transferred to RM1 media (MS salts, Nitsch and Nitsch vitamins, 2% sucrose, 3% sorbitol, 0.4% gelrite +50 ppm hyg B) for 2 weeks in the dark at 25° C. After 2 weeks the callus can be transferred to RM2 media (MS salts, Nitsch and Nitsch vitamins, 3% sucrose, 0.4% gelrite+50 ppm hyg B) and placed under cool white light ($\sim 40 \mu\text{m}^{-2}\text{s}^{-1}$) with a 12 hr photoperiod at 25° C. and 30-40% humidity. After 2-4 weeks in the light, callus can begin to organize, and form shoots. Shoots can be removed from surrounding callus/media and gently transferred to RM3 media ($\frac{1}{2}$ MS salts, Nitsch and Nitsch vitamins, 1% sucrose+50 ppm hygromycin B) in phytatrays (Sigma Chemical Co., St. Louis, Mo.) and incubation can be continued using the same conditions as described in the previous step.

[0320] Plants can then be transferred from RM3 to 4" pots containing Metro mix 350 after 2-3 weeks, when sufficient root and shoot growth has occurred. The seed obtained from

the transgenic plants can be examined for genetic complementation of the RT1 mutation with the wild-type genomic DNA containing the RT1 gene.

Example 7

Characterization of cDNA Clones Encoding RT1 Homologs

[0321] The BLASTX search using the EST sequences from clones listed in Table 1 revealed similarity of the polypeptides encoded by the ORF to proteins from rice and *Arabidopsis*. The nucleotide sequence encoding the closest polypeptide RT1 homolog from rice is shown in SEQ ID NO:16 and the corresponding amino acid sequence is set forth in NCBI General Identifier No: 115434026, SEQ ID NO:17). The nucleotide sequence encoding the closest polypeptide RT1 homolog from *Arabidopsis* is shown in SEQ ID NO:18 and the corresponding amino acid sequence is set forth in NCBI General Identifier No: 15217667, SEQ ID NO:19). The proteins from rice and *Arabidopsis* can be localized to Os01g01600 (TIGR) and At1g27660 (TAIR), respectively.

[0322] Shown in Table 1 and 2 are the literature and patent BLAST results, respectively, for individual ESTs ("EST"), the sequences of the entire cDNA inserts comprising the indicated cDNA clones ("FIS"), the sequences of contigs assembled from two or more ESTs ("Contig"), sequences of contigs assembled from an FIS and one or more ESTs ("Contig*"), or sequences encoding an entire protein derived from an FIS, a contig, or an FIS and P("CGS"). Also shown are the percent identities for sequences encoding RT1 and homologs thereof.

TABLE 1

BLAST Results (Literature) and Percent Identity for Sequences Encoding RT1 and homologs thereof.		
	Sequence	
Status	B73-RT1 (SEQ ID NO: 12) cgs	B73-RT1 (SEQ ID NO: 13) protein
BLAST pLOG Score to SEQ ID NO: 16)	49	N/A ¹
BLAST pLOG Score to NCBI GI No: 15217667 (SEQ ID NO: 18)	37	N/A
% identity to NCBI GI No: 115434026 (SEQ ID NO: 17)	N/A	39.7
% identity to NCBI GI No: 15217667 (SEQ ID NO: 19)	N/A	26.0

¹N/A = non-applicable.

[0323] The BLASTX search using the Maize RT1 sequence (SEQ ID NO:12) revealed similarity to polypeptides homologous to RT1 from *Oryza sativa* (GI No. 115434026, SEQ ID NO:17) and to *Arabidopsis thaliana* (GI No. 15217667 SEQ ID NO:19) Shown in Table 1 and 2 are the BLAST results for individual ESTs ("EST"), the sequences of the entire cDNA inserts comprising the indicated cDNA clones ("FIS"), the sequences of contigs assembled from two or more EST, FIS or PCR sequences ("Contig"), or sequences encoding an entire or functional protein derived from an FIS or a contig ("CGS"):

TABLE 3

BLAST Results (patent) for Sequences Encoding Polypeptides Homologous to RT1.				
Sequence	Status	Reference	Blast pLog Score	% identity
B73-RT1 (SEQ ID NO: 13)	CGS	SEQ ID NO: 564 in WO2004031349-a2	38	29.3

[0324] Sequence alignments and percent identity calculations were performed using the Megalign program of the LASERGENE bioinformatics computing suite (DNASTAR Inc., Madison, Wis.). Multiple alignment of the sequences was performed using the Clustal method of alignment (Higgins and Sharp (1989) *CABIOS*. 5:151-153) with the default parameters (GAP PENALTY=10, GAP LENGTH PENALTY=10). Default parameters for pairwise alignments using the Clustal method were KTUPLE 1, GAP PENALTY=3, WINDOW=5 and DIAGONALS SAVED=5.

[0325] An additional maize RT1 homolog was found in the DuPont proprietary database. Maize clone cfp7n.pk6.13 (SEQ ID NO:20 encodes an RT1-like protein (SEQ ID NO:21) that has 47.2% identity to the B73 RT1 protein (SEQ ID NO:13) based on the Clustal method of alignment. An alignment of the maize RT1 protein and the rice, *Arabidopsis* and the maize homolog from clone cfp7n.pk6.i amino acid sequences (SEQ ID NO: 13; 17, 19, and 21) is shown in FIGS. 3A-3B. Two sequence motifs (Motif I, SEQ ID NO:22 and Motif II, SEQ ID NO:23 in the alignment) are highly conserved in all four sequences and are shown underlined in the alignment.

Example 8

Knockout Analysis of the *Arabidopsis* RT1-Like Gene

[0326] In order to define the function of the RT1 gene in *Arabidopsis*, several Knockout lines, containing a T-DNA insertion in the At1g27660 locus (see Example 7) can be retrieved from the Salk Institute Genome Analysis Laboratory (SIGnAL) database. In particular, seeds from the two lines Salk_102156 and Salk_001968, segregating for the presence of the T-DNA insertion within the second intron of the gene, can be retrieved and planted. Seedlings can be genotyped using primers flanking the T-DNA insertions following the instructions provided by the database and roots of plants containing the T-DNA insertion in a homozygote state can be phenotyped using the software WinRHIZO® (Regent Instruments Inc). WinRHIZO® is an image analysis system specifically designed for root measurement which uses the contrast in pixels to distinguish the light root from the darker background (see also Example 21).

Example 9

Preparation of a Plant Expression Vector Containing the RT1 Gene or Homologs Thereof

[0327] Sequences homologous to the RT1 gene can be identified using sequence comparison algorithms such as BLAST (Basic Local Alignment Search Tool; Altschul et al., *J. Mol. Biol.* 215:403-410 (1993); see also the explanation of the BLAST algorithm on the world wide web site for the

National Center for Biotechnology Information at the National Library of Medicine of the National Institutes of Health). The RT1 gene (SEQ ID NO:12), or RT1-like genes, such as the one disclosed in SEQ ID NO:20, can be PCR-amplified by either of the following methods.

[0328] Method 1 (RNA-based): Based on the 5' and 3' sequence information for the protein-coding region of RT1 (extending from nts 50-1382 of SEQ ID NO:12) or a RT1 homolog (for example the sequence extending from nts 83-1540 of SEQ ID NO:20), gene-specific primers can be designed. RT-PCR can be used with plant RNA to obtain a nucleic acid fragment containing the RT1 protein-coding region flanked by attB1 (SEQ ID NO:24) and attB2 (SEQ ID NO:25) sequences. The primer may contain a consensus Kozak sequence (CAACA) upstream of the start codon.

[0329] Method 2 (DNA-based): Alternatively, the entire cDNA insert (containing 5' and 3' non-coding regions) of a clone encoding RT1 (SEQ ID NO:12 or a polypeptide homolog (such as the RT1 homolog encoded by SEQ ID NO:20), can be PCR amplified. Forward and reverse primers can be designed that contain either the attB1 sequence and vector-specific sequence that precedes the cDNA insert or the attB2 sequence and vector-specific sequence that follows the cDNA insert, respectively. For a cDNA insert cloned into the vector pBluescript SK+, the forward primer VC062 (SEQ ID NO:26) and the reverse primer VC063 (SEQ ID NO:27) can be used.

[0330] Methods 1 and 2 can be modified according to procedures known by one skilled in the art. For example, the primers of method 1 may contain restriction sites instead of attB1 and attB2 sites, for subsequent cloning of the PCR product into a vector containing attB1 and attB2 sites. Additionally, method 2 can involve amplification from a cDNA clone, a lambda clone, a BAC clone or genomic DNA.

[0331] A PCR product obtained by either method above can be combined with the Gateway® donor vector, such as PDONR™/Zeo (Invitrogen™, FIG. 5; SEQ ID NO:28) or PDONR™221 (Invitrogen™, FIG. 6; SEQ ID NO:29) using a BP Recombination Reaction. This process removes the bacteria lethal ccdB gene, as well as the chloramphenicol resistance gene (CAM) from the donor vectors and directionally clones the PCR product with flanking attB1 and attB2 sites to create an entry clone. Using the Invitrogen Gateway® Clonase™ technology, the RT1 or RT1-like gene from the entry clone can then be transferred to a suitable destination vector to obtain a plant expression vector for use with soy and corn, such as PHP27840 (FIG. 7; SEQ ID NO:30) or PHP23236 (FIG. 8; SEQ ID NO:31), respectively.

[0332] Alternatively a MultiSite Gateway® LR recombination reaction between multiple entry clones and a suitable destination vector can be performed to create an expression vector. An Example of this type of reaction is outlined in Example 14, which describes the construction of maize expression vectors for transformation of maize lines.

Example 10

Preparation of Soybean Expression Vectors and Transformation of Soybean with RT1 or Homologs Thereof

[0333] Soybean plants can be transformed to over-express the RT1 and homologs thereof, such as for example the RT1-like gene shown in SEQ ID NO:20 in order to examine the resulting phenotype.

[0334] The entry clones described in Example 9 can be used to directionally clone each gene into PHP27840 vector (FIG. 7, SEQ ID NO:30) such that expression of the gene is under control of the SCP1 promoter.

[0335] Soybean embryos may then be transformed with the expression vector comprising sequences encoding the instant polypeptides.

[0336] To induce somatic embryos, cotyledons, 3-5 mm in length dissected from surface sterilized, immature seeds of the soybean cultivar A2872, can be cultured in the light or dark at 26° C. on an appropriate agar medium for 6-10 weeks. Somatic embryos, which produce secondary embryos, are then excised and placed into a suitable liquid medium. After repeated selection for clusters of somatic embryos which multiply as early, globular staged embryos, the suspensions are maintained as described below.

[0337] Soybean embryogenic suspension cultures can be maintained in 35 mL liquid media on a rotary shaker, 150 rpm, at 26° C. with florescent lights on a 16:8 hour day/night schedule. Cultures are subcultured every two weeks by inoculating approximately 35 mg of tissue into 35 mL of liquid medium.

[0338] Soybean embryogenic suspension cultures may then be transformed by the method of particle gun bombardment (Klein et al. (1987) *Nature* (London) 327:70-73, U.S. Pat. No. 4,945,050). A DuPont Biolistic™ PDS1000/HE instrument (helium retrofit) can be used for these transformations.

[0339] A selectable marker gene which can be used to facilitate soybean transformation is a chimeric gene composed of the 35S promoter from cauliflower mosaic virus (Odell et al. (1985) *Nature* 313:810-812), the hygromycin phosphotransferase gene from plasmid pJR225 (from *E. coli*; Gritz et al. (1983) *Gene* 25:179-188) and the 3' region of the nopaline synthase gene from the T-DNA of the Ti plasmid of *Agrobacterium tumefaciens*. Another selectable marker gene which can be used to facilitate soybean transformation is an herbicide-resistant acetolactate synthase (ALS) gene from soybean or *Arabidopsis*. ALS is the first common enzyme in the biosynthesis of the branched-chain amino acids valine, leucine and isoleucine. Mutations in ALS have been identified that convey resistance to some or all of three classes of inhibitors of ALS (U.S. Pat. No. 5,013,659; the entire contents of which are herein incorporated by reference). Expression of the herbicide-resistant ALS gene can be under the control of a SAM synthetase promoter (U.S. Patent Application No. US-2003-0226166-A1; the entire contents of which are herein incorporated by reference).

[0340] To 50 µL of a 60 mg/mL 1 µm gold particle suspension is added (in order): 5 µL DNA (1 µg/µL), 20 µL spermidine (0.1 M), and 50 µL CaCl₂ (2.5 M). The particle preparation is then agitated for three minutes, spun in a microfuge for 10 seconds and the supernatant removed. The DNA-coated particles are then washed once in 400 µL 70% ethanol and resuspended in 40 µL of anhydrous ethanol. The DNA/particle suspension can be sonicated three times for one second each. Five µL of the DNA-coated gold particles are then loaded on each macro carrier disk.

[0341] Approximately 300-400 mg of a two-week-old suspension culture is placed in an empty 60×15 mm petri dish and the residual liquid removed from the tissue with a pipette. For each transformation experiment, approximately 5-10 plates of tissue are normally bombarded. Membrane rupture pressure is set at 1100 psi and the chamber is evacuated to a

vacuum of 28 inches mercury. The tissue is placed approximately 3.5 inches away from the retaining screen and bombarded three times. Following bombardment, the tissue can be divided in half and placed back into liquid and cultured as described above.

[0342] Five to seven days post bombardment, the liquid media may be exchanged with fresh media, and eleven to twelve days post bombardment with fresh media containing 50 mg/mL hygromycin. This selective media can be refreshed weekly. Seven to eight weeks post bombardment, green, transformed tissue may be observed growing from untransformed, necrotic embryogenic clusters. Isolated green tissue is removed and inoculated into individual flasks to generate new, clonally propagated, transformed embryogenic suspension cultures. Each new line may be treated as an independent transformation event. These suspensions can then be subcultured and maintained as clusters of immature embryos or regenerated into whole plants by maturation and germination of individual somatic embryos.

[0343] Enhanced root architecture can be measured in soybean by growing the plants in soil and wash the roots before analysis of the total root mass with the software WinRHIZO® (Regent Instruments Inc), an image analysis system specifically designed for root measurement. WinRHIZO® uses the contrast in pixels to distinguish the light root from the darker background.

[0344] Soybean plants transformed with the RT1 gene can then be assayed to study agronomic characteristics relative to control or reference plants. For example, nitrogen utilization efficacy, yield enhancement and/or stability under various environmental conditions (e.g. nitrogen limiting conditions, drought etc.).

Example 11

Transformation of Maize with the RT1 Gene and Homologs Thereof Using Particle Bombardment

[0345] Maize plants can be transformed to overexpress RT1 and RT1-like genes in order to examine the resulting phenotype.

[0346] The Gateway® entry clones described in Example 9 can be used to directionally clone each gene into a maize transformation vector. Expression of the gene in maize can be under control of a constitutive promoter such as the maize ubiquitin promoter (Christensen et al., *Plant Mol. Biol.* 12:619-632 (1989) and Christensen et al., *Plant Mol. Biol.* 18:675-689 (1992))

[0347] The recombinant DNA construct described above can then be introduced into maize cells by the following procedure. Immature maize embryos can be dissected from developing caryopses derived from crosses of the inbred maize lines H99 and LH132. The embryos are isolated ten to eleven days after pollination when they are 1.0 to 1.5 mm long. The embryos are then placed with the axis-side facing down and in contact with agarose-solidified N6 medium (Chu et al., *Sci. Sin. Peking* 18:659-668 (1975)). The embryos are kept in the dark at 27° C. Friable embryogenic callus consisting of undifferentiated masses of cells with somatic proembryoids and embryoids borne on suspensor structures proliferates from the scutellum of these immature embryos. The embryogenic callus isolated from the primary explant can be cultured on N6 medium and sub-cultured on this medium every two to three weeks.

[0348] The plasmid, p35S/Ac (obtained from Dr. Peter Eckes, Hoechst Ag, Frankfurt, Germany) may be used in transformation experiments in order to provide for a selectable marker. This plasmid contains the pat gene (see European Patent Publication 0 242 236) which encodes phosphinothricin acetyl transferase (PAT). The enzyme PAT confers resistance to herbicidal glutamine synthetase inhibitors such as phosphinothricin. The pat gene in p35S/Ac is under the control of the 35S promoter from cauliflower mosaic virus (Odell et al., *Nature* 313:810-812 (1985)) and the 3' region of the nopaline synthase gene from the T-DNA of the Ti plasmid of *Agrobacterium tumefaciens*.

[0349] The particle bombardment method (Klein et al., *Nature* 327:70-73 (1987)) may be used to transfer genes to the callus culture cells. According to this method, gold particles (1 µm in diameter) are coated with DNA using the following technique. Ten µg of plasmid DNAs are added to 50 µL of a suspension of gold particles (60 mg per mL). Calcium chloride (50 µL of a 2.5 M solution) and spermidine free base (20 µL of a 1.0 M solution) are added to the particles. The suspension is vortexed during the addition of these solutions. After ten minutes, the tubes are briefly centrifuged (5 sec at 15,000 rpm) and the supernatant removed. The particles are resuspended in 200 µL of absolute ethanol, centrifuged again and the supernatant removed. The ethanol rinse is performed again and the particles resuspended in a final volume of 30 µL of ethanol. An aliquot (5 µL) of the DNA-coated gold particles can be placed in the center of a Kapton™ flying disc (Bio-Rad Labs). The particles are then accelerated into the maize tissue with a Biolistic® PDS-1000/He (Bio-Rad Instruments, Hercules Calif.), using a helium pressure of 1000 psi, a gap distance of 0.5 cm and a flying distance of 1.0 cm.

[0350] For bombardment, the embryogenic tissue is placed on filter paper over agarose-solidified N6 medium. The tissue is arranged as a thin lawn and covered a circular area of about 5 cm in diameter. The petri dish containing the tissue can be placed in the chamber of the PDS-1000/He approximately 8 cm from the stopping screen. The air in the chamber is then evacuated to a vacuum of 28 inches of Hg. The macrocarrier is accelerated with a helium shock wave using a rupture membrane that bursts when the He pressure in the shock tube reaches 1000 psi.

[0351] Seven days after bombardment the tissue can be transferred to N6 medium that contains bialaphos (5 mg per liter) and lacks casein or proline. The tissue continues to grow slowly on this medium. After an additional two weeks the tissue can be transferred to fresh N6 medium containing bialaphos. After six weeks, areas of about 1 cm in diameter of actively growing callus can be identified on some of the plates containing the bialaphos-supplemented medium. These calli may continue to grow when sub-cultured on the selective medium.

[0352] Plants can be regenerated from the transgenic callus by first transferring clusters of tissue to N6 medium supplemented with 0.2 mg per liter of 2,4-D. After two weeks the tissue can be transferred to regeneration medium (Fromm et al., *Bio/Technology* 8:833-839 (1990)).

[0353] Transgenic T0 plants can be regenerated and their phenotype determined following HTP procedures. T1 seed can be collected.

[0354] T1 plants can be grown and analyzed for phenotypic changes. The following parameters can be quantified using image analysis: plant area, volume, growth rate and color

analysis can be collected and quantified. Expression constructs that result in an alteration of root architecture compared to suitable control plants, can be considered evidence that the RT1 gene functions in maize to alter root architecture.

[0355] Furthermore, a recombinant DNA construct containing the RT1 gene can be introduced into a maize line either by direct transformation or introgression from a separately transformed line.

[0356] Transgenic plants, either inbred or hybrid, can undergo more vigorous field-based experiments to study yield enhancement, improved root penetration and/or resistance to root lodging under various environmental and soil conditions (e.g. variations in nutrient and water availability).

[0357] Subsequent yield analysis can also be done to determine whether plants that contain the RT1 gene have an improvement in yield performance, when compared to the control (or reference) plants that do not contain the RT1 gene. Plants containing the RT1 gene would have less yield loss relative to the control plants, preferably 50% less yield loss or would have increased yield relative to the control plants under varying environmental conditions.

Example 12

Electroporation of *Agrobacterium* LBA4404

[0358] Electroporation competent cells (40 μ l), such as *Agrobacterium tumefaciens* LBA4404 (containing PHP10523, FIG. 9, SEQ ID NO:32), are thawed on ice (20-30 min). PHP10523 contains VIR genes for T-DNA transfer, an *Agrobacterium* low copy number plasmid origin of replication, a tetracycline resistance gene, and a cos site for in vivo DNA biomolecular recombination. Meanwhile the electroporation cuvette is chilled on ice. The electroporator settings are adjusted to 2.1 kV. A DNA aliquot (0.5 μ l JT (U.S. Pat. No. 7,087,812) parental DNA at a concentration of 0.2 μ g-1.0 μ g in low salt buffer or twice distilled H₂O) is mixed with the thawed *Agrobacterium* cells while still on ice. The mix is transferred to the bottom of electroporation cuvette and kept at rest on ice for 1-2 min. The cells are electroporated (Eppendorf electroporator 2510) by pushing "Pulse" button twice (ideally achieving a 4.0 msec pulse). Subsequently 0.5 ml 2 \times YT medium (or SOCmedium) are added to cuvette and transferred to a 15 ml Falcon tube. The cells are incubated at 28-30 $^{\circ}$ C., 200-250 rpm for 3 h.

[0359] Aliquots of 250 μ l are spread onto #30B (YM+50 μ g/mL Spectinomycin) plates and incubated 3 days at 28-30 $^{\circ}$ C. To increase the number of transformants one of two optional steps can be performed:

[0360] Option 1: overlay plates with 30 μ l of 15 mg/ml Rifampicin. LBA4404 has a chromosomal resistance gene for Rifampicin. This additional selection eliminates some contaminating colonies observed when using poorer preparations of LBA4404 competent cells.

[0361] Option 2: Perform two replicates of the electroporation to compensate for poorer electrocompetent cells.

Identification of Transformants:

[0362] Four independent colonies are picked and streaked on AB minimal medium plus 50 mg/mL Spectinomycin plates (#12S medium) for isolation of single colonies. The plated are incubate at 28 $^{\circ}$ C. for 2-3 days.

[0363] A single colony for each putative co-integrate is picked and inoculated with 4 ml #60A with 50 mg/l Spectinomycin. The mix is incubated for 24 h at 28 $^{\circ}$ C. with shak-

ing. Plasmid DNA from 4 ml of culture is isolated using Qiagen Miniprep+optional PB wash. The DNA is eluted in 30 μ l. Aliquots of 2 μ l are used to electroporate 20 μ l of DH10b+20 μ l of ddH₂O as per above.

[0364] Optionally a 15 μ l aliquot can be used to transform 75-100 μ l of Invitrogen Library Efficiency DH5 α . The cells are spread on LB medium plus 50 mg/mL Spectinomycin plates (#34T medium) and incubated at 37 $^{\circ}$ C. overnight.

[0365] Three to four independent colonies are picked for each putative co-integrate and inoculated 4 ml of 2 \times YT (#60A) with 50 μ g/ml Spectinomycin. The cells are incubated at 37 $^{\circ}$ C. overnight with shaking.

[0366] Isolate plasmid DNA from 4 ml of culture using QIAprep[®] Miniprep with optional PB wash (elute in 50 μ l). Use 8 μ l for digestion with SalI (using JT parent and PHP10523 as controls).

[0367] Three more digestions using restriction enzymes BamHI, EcoRI, and HindIII are performed for 4 plasmids that represent 2 putative co-integrates with correct SalI digestion pattern (using parental DNA and PHP10523 as controls). Electronic gels are recommended for comparison.

[0368] Alternatively, for high throughput applications, such as described for Gaspé Bay Flint Derived Maize Lines (Examples 16-18), instead of evaluating the resulting co-integrate vectors by restriction analysis, three colonies can be simultaneously used for the infection step.

Example 13

Agrobacterium Mediated Transformation into Maize

[0369] Maize plants can be transformed to overexpress RT1 and RT1-like genes in order to examine the resulting phenotype.

[0370] *Agrobacterium*-mediated transformation of maize is performed essentially as described by Zhao et al., in *Meth. Mol. Biol.* 318:315-323 (2006) (see also Zhao et al., *Mol. Breed.* 8:323-333 (2001) and U.S. Pat. No. 5,981,840 issued Nov. 9, 1999, incorporated herein by reference). The transformation process involves bacterium inoculation, co-cultivation, resting, selection and plant regeneration.

1. Immature Embryo Preparation

[0371] Immature embryos are dissected from caryopses and placed in a 2 mL microtube containing 2 mL PHI-A medium.

2. *Agrobacterium* Infection and Co-Cultivation of Embryos

2.1 Infection Step

[0372] PHI-A medium is removed with 1 mL micropipettor and 1 mL *Agrobacterium* suspension is added. Tube is gently inverted to mix. The mixture is incubated for 5 min at room temperature.

2.2 Co-Culture Step

[0373] The *Agrobacterium* suspension is removed from the infection step with a 1 mL micropipettor. Using a sterile spatula the embryos are scraped from the tube and transferred to a plate of PHI-B medium in a 100 \times 15 mm Petri dish. The embryos are oriented with the embryonic axis down on the surface of the medium. Plates with the embryos are cultured at 20 $^{\circ}$ C., in darkness, for 3 days. L-Cysteine can be used in the co-cultivation phase. With the standard binary vector, the

co-cultivation medium supplied with 100-400 mg/L L-cysteine is critical for recovering stable transgenic events.

3. Selection of Putative Transgenic Events

[0374] To each plate of PHI-D medium in a 100×15 mm Petri dish, 10 embryos are transferred, maintaining orientation and the dishes are sealed with Parafilm. The plated are incubated in darkness at 28° C. Actively growing putative events, as pale yellow embryonic tissue are expected to be visible in 6-8 weeks. Embryos that produce no events may be brown and necrotic, and little friable tissue growth is evident. Putative transgenic embryonic tissue is subcultured to fresh PHI-D plates at 2-3 week intervals, depending on growth rate. The events are recorded.

4. Regeneration of T0 Plants

[0375] Embryonic tissue propagated on PHI-D medium is subcultured to PHI-E medium (somatic embryo maturation medium); in 100×25 mm Petri dishes and incubated at 28° C., in darkness, until somatic embryos mature, for about 10-18 days. Individual, matured somatic embryos with well-defined scutellum and coleoptile are transferred to PHI-F embryo germination medium and incubated at 28° C. in the light (about 80 µE from cool white or equivalent fluorescent lamps). In 7-10 days, regenerated plants, about 10 cm tall, are potted in horticultural mix and hardened-off using standard horticultural methods.

[0376] Media for Plant Transformation

[0377] 1. PHI-A: 4 g/L CHU basal salts, 1.0 mL/L 1000× Eriksson's vitamin mix, 0.5 mg/L thiamin HCL, 1.5 mg/L 2,4-D, 0.69 g/L L-proline, 68.5 g/L sucrose, 36 g/L glucose, pH 5.2. Add 100 µM acetosyringone, filter-sterilized before using.

[0378] 2. PHI-B: PHI-A without glucose, increased 2,4-D to 2 mg/L, reduced sucrose to 30 g/L and supplemented with 0.85 mg/L silver nitrate (filter-sterilized), 3.0 g/L gelrite, 100 µM acetosyringone (filter-sterilized), 5.8.

[0379] 3. PHI-C: PHI-B without gelrite and acetosyringone, reduced 2,4-D to 1.5 mg/L and supplemented with 8.0 g/L agar, 0.5 g/L Ms-morpholino ethane sulfonic acid (MES) buffer, 100 mg/L carbenicillin (filter-sterilized).

[0380] 4. PHI-D: PHI-C supplemented with 3 mg/L bialaphos (filter-sterilized).

[0381] 5. PHI-E: 4.3 g/L of Murashige and Skoog (MS) salts, (Gibco, BRL 11117-074), 0.5 mg/L nicotinic acid, 0.1 mg/L thiamine HCl, 0.5 mg/L pyridoxine HCl, 2.0 mg/L glycine, 0.1 g/L myo-inositol, 0.5 mg/L zeatin (Sigma, cat.no. Z-0164), 1 mg/L indole acetic acid (IAA), 26.4 µg/L abscisic acid (ABA), 60 g/L sucrose, 3 mg/L bialaphos (filter-sterilized), 100 mg/L carbenicillin (filter-sterilized), 8 g/L agar, pH 5.6.

[0382] 6. PHI-F: PHI-E without zeatin, IAA, ABA; sucrose reduced to 40 g/L; replacing agar with 1.5 g/L gelrite; pH 5.6.

[0383] Plants can be regenerated from the transgenic callus by first transferring clusters of tissue to N6 medium supplemented with 0.2 mg per liter of 2,4-D. After two weeks the tissue can be transferred to regeneration medium (Fromm et al. (1990) *Bio/Technology* 8:833-839).

[0384] Phenotypic analysis of transgenic T0 plants and T1 plants can be performed.

[0385] T1 plants can be analyzed for phenotypic changes. Using image analysis T1 plants can be analyzed for phenotypic changes in plant area, volume, growth rate and color analysis can be taken at multiple times during growth of the plants. Alteration in root architecture can be assayed as described in Example 21. Subsequent analysis of alterations in agronomic characteristics can be done to determine whether plants containing the RT1 or the RT1L gene have an improvement of at least one agronomic characteristic, when compared to the control (or reference) plants that do not contain RT1 or the RT1L gene. The alterations may also be studied under various environmental conditions.

Example 14

Construction of Maize Expression Vectors with the RT1 and RT1-Like Genes Using *Agrobacterium* Mediated Transformation

[0386] Maize expression vectors can be prepared with the RT1 (SEQ ID NO:12) and RT1-like genes (SEQ ID NO:20) under the control of the NAS2 (SEQ ID NO:33), GOS 2 (SEQ ID NO:34) or Ubiquitin (UBI1ZM; SEQ ID NO:35) promoter. PINII is the terminator (SEQ ID NO:36)

[0387] Using Invitrogen's™ Gateway® technology the entry clone, created as described in Example 9, containing the maize RT1 gene or maize RT-like gene can be used in separate Gateway® LR reactions with:

[0388] 1) the constitutive maize GOS2 promoter entry clone PHP28408 (FIG. 10, SEQ ID NO:37) and the PinII Terminator entry clone PHP20234 (FIG. 11, SEQ ID NO:38), into the destination vector PHP28529 (FIG. 12, SEQ ID NO:39).

[0389] 2) the root maize NAS2 promoter entry clone PHP22020 (FIG. 13, SEQ ID NO:40) and the PinII Terminator entry clone PHP20234 (FIG. 11, SEQ ID NO:38) into the destination vector PHP28529 (FIG. 12, SEQ ID NO:39).

[0390] 3) the constitutive maize UBI1ZM promoter entry clone PHP23112 (FIG. 14, SEQ ID NO:41) and the PinII Terminator entry clone PHP20234 (FIG. 11, SEQ ID NO:38) into the destination vector PHP28529 (FIG. 12, SEQ ID NO:39).

[0391] The destination vector PHP28529 adds to each of the final vectors also an:

[0392] 1) RD29A promoter::yellow fluorescent protein::PinII terminator cassette for *Arabidopsis* seed sorting.

[0393] 2) a Ubiquitin promoter::moPAT/red fluorescent protein fusion::PinII terminator cassette for transformation selection and *Z. mays* seed sorting.

[0394] In addition to the GOS2 or NAS2 promoter, other promoters such as, but not limited to the S2A and S2B promoter, the maize ROOTMET2 promoter, the maize Cyclo, the CR1BIO, the CRWAQ81 and the maize ZRP2.4447 are useful for directing expression of RT1 and RT1-like genes in maize. Furthermore, a variety of terminators, such as, but not limited to the PINII terminator, could be used to achieve expression of the gene of interest in maize.

Example 15

Transformation of Maize Lines with RT1 and RT1-Like Genes Using *Agrobacterium* Mediated Transformation

[0395] The final vectors (Example 14) can then electroporated separately into LBA4404 *Agrobacterium* containing

PHP10523 (FIG. 9; SEQ ID NO:32, Komari et al. Plant J 10:165-174 (1996), NCBI GI: 59797027) to create the co-integrate vectors for maize transformation. The co-integrate vectors are formed by recombination of the final vectors (maize expression vectors) with PHP10523, through the COS recombination sites contained on each vector. The co-integrate vectors contain in addition to the expression cassettes described in Example 14, also genes needed for the *Agrobacterium* strain and the *Agrobacterium* mediated transformation, (TET, TET, TRFA, ORI terminator, CTL, ORI V, VIR C1, VIR C2, VIR G, VIR B). Transformation into a maize line can be performed as described in Example 18.

Example 16

Preparation of the Destination Vectors PHP23236 and PHP29635 for Transformation of Gaspe Bay Flint Derived Maize Lines

[0396] Destination vector PHP23236 (FIG. 8, SEQ ID NO:31) was obtained by transformation of *Agrobacterium* strain LBA4404 containing plasmid PHP10523 (FIG. 9, SEQ ID NO:32) with plasmid PHP23235 (FIG. 15, SEQ ID NO:42) and isolation of the resulting co-integration product. Destination vector PHP23236, can be used in a recombination reaction with an entry clone as described in Example 9 to create a maize expression vector for transformation of Gaspe Bay Flint derived maize lines. Expression of the gene of interest is under control of the ubiquitin promoter (SEQ ID NO:35).

[0397] PHP29635 (FIG. 16, SEQ ID NO:43) was obtained by transformation of *Agrobacterium* strain LBA4404 containing plasmid PHP10523 with plasmid PIIOXS2a-FRT87 (ni)m (FIG. 17, SEQ ID NO:44) and isolation of the resulting co-integration product. Destination vector PHP29635 can be used in a recombination reaction with an entry clone as described in Example 10 to create a maize expression vector for transformation of Gaspe Bay Flint derived maize lines. Expression of the gene of interest is under control of the S2A promoter (SEQ ID NO:45).

Example 17

Preparation of Plasmids Containing RT1 or RT1-Like Genes for Transformation of Gaspe Bay Flint Derived Maize Lines

[0398] Using Invitrogen's Gateway® Recombination technology, entry clones containing the RT1 or RT1-like genes can be created, as described in Example 10 and used to directionally clone each gene into destination vector PHP23236 (Example 16) for expression under the ubiquitin promoter or into destination vector PHP29635 (Example 16) for expression under the S2A promoter. Each of the expression vectors are T-DNA binary vectors for *Agrobacterium*-mediated transformation into corn.

[0399] Gaspe Bay Flint Derived Maize Lines can be transformed with the expression vectors as described in Example 18.

Example 18

Transformation of Gaspe Bay Flint Derived Maize Lines with RT1 and RT1-Like Genes

[0400] Maize plants can be transformed to over-express the RT1 and RT1-like genes, in order to examine the resulting phenotype.

[0401] Recipient Plants

[0402] Recipient plant cells can be from a uniform maize line having a short life cycle ("fast cycling"), a reduced size, and high transformation potential. Typical of these plant cells for maize are plant cells from any of the publicly available Gaspe Bay Flint (GBF) line varieties. One possible candidate plant line variety is the F1 hybrid of GBF×QTM (Quick Turnaround Maize, a publicly available form of Gaspe Bay Flint selected for growth under greenhouse conditions) disclosed in Tomes et al. U.S. Patent Application Publication No. 2003/0221212. Transgenic plants obtained from this line are of such a reduced size that they can be grown in four inch pots (¼ the space needed for a normal sized maize plant) and mature in less than 2.5 months. (Traditionally 3.5 months is required to obtain transgenic T0 seed once the transgenic plants are acclimated to the greenhouse.) Another suitable line is a double haploid line of GS3 (a highly transformable line) X Gaspe Flint. Yet another suitable line is a transformable elite inbred line carrying a transgene which causes early flowering, reduced stature, or both.

[0403] Transformation Protocol

[0404] Any suitable method may be used to introduce the transgenes into the maize cells, including and not limited to inoculation type procedures using *Agrobacterium* based vectors. Transformation may be performed on immature embryos of the recipient (target) plant.

[0405] Precision Growth and Plant Tracking

[0406] The event population of transgenic (T0) plants resulting from the transformed maize embryos is grown in a controlled greenhouse environment using a modified randomized block design to reduce or eliminate environmental error. A randomized block design is a plant layout in which the experimental plants are divided into groups (e.g., thirty plants per group), referred to as blocks, and each plant is randomly assigned a location with the block.

[0407] For a group of thirty plants, twenty-four transformed, experimental plants and six control plants (plants with a set phenotype) (collectively, a "replicate group") are placed in pots which are arranged in an array (a.k.a. a replicate group or block) on a table located inside a greenhouse. Each plant, control or experimental, is randomly assigned to a location with the block which is mapped to a unique, physical greenhouse location as well as to the replicate group. Multiple replicate groups of thirty plants each may be grown in the same greenhouse in a single experiment. The layout (arrangement) of the replicate groups should be determined to minimize space requirements as well as environmental effects within the greenhouse. Such a layout may be referred to as a compressed greenhouse layout.

[0408] An alternative to the addition of a specific control group is to identify those transgenic plants that do not express the gene of interest. A variety of techniques such as RT-PCR can be applied to quantitatively assess the expression level of the introduced gene. T0 plants that do not express the transgene can be compared to those which do.

[0409] Each plant in the event population is identified and tracked throughout the evaluation process, and the data gathered from that plant is automatically associated with that plant so that the gathered data can be associated with the transgene carried by the plant. For example, each plant container can have a machine readable label (such as a Universal Product Code (UPC) bar code) which includes information about the plant identity, which in turn is correlated to a green-

house location so that data obtained from the plant can be automatically associated with that plant.

[0410] Alternatively any efficient, machine readable, plant identification system can be used, such as two-dimensional matrix codes or even radio frequency identification tags (RFID) in which the data is received and interpreted by a radio frequency receiver/processor. See U.S. Published Patent Application No. 2004/0122592, incorporated herein by reference.

[0411] Phenotypic Analysis Using Three-Dimensional Imaging

[0412] Each greenhouse plant in the T0 event population, including any control plants, is analyzed for agronomic characteristics of interest, and the agronomic data for each plant is recorded or stored in a manner so that it is associated with the identifying data (see above) for that plant. Confirmation of a phenotype (gene effect) can be accomplished in the T1 generation with a similar experimental design to that described above.

[0413] The T0 plants are analyzed at the phenotypic level using quantitative, non-destructive imaging technology throughout the plant's entire greenhouse life cycle to assess the traits of interest. Preferably, a digital imaging analyzer is used for automatic multi-dimensional analyzing of total plants. The imaging may be done inside the greenhouse. Two camera systems, located at the top and side, and an apparatus to rotate the plant, are used to view and image plants from all sides. Images are acquired from the top, front and side of each plant. All three images together provide sufficient information to evaluate the biomass, size and morphology of each plant.

[0414] Due to the change in size of the plants from the time the first leaf appears from the soil to the time the plants are at the end of their development, the early stages of plant development are best documented with a higher magnification from the top. This may be accomplished by using a motorized zoom lens system that is fully controlled by the imaging software.

[0415] In a single imaging analysis operation, the following events occur: (1) the plant is conveyed inside the analyzer area, rotated 360 degrees so its machine readable label can be read, and left at rest until its leaves stop moving; (2) the side image is taken and entered into a database; (3) the plant is rotated 90 degrees and again left at rest until its leaves stop moving, and (4) the plant is transported out of the analyzer.

[0416] Plants are allowed at least six hours of darkness per twenty four hour period in order to have a normal day/night cycle.

[0417] Imaging Instrumentation

[0418] Any suitable imaging instrumentation may be used, including and not limited to light spectrum digital imaging instrumentation commercially available from LemnaTec GmbH of Wurselen, Germany. The images are taken and analyzed with a LemnaTec Scanalyzer HTS LT-0001-2 having a 1/2" IT Progressive Scan IEE CCD imaging device. The imaging cameras may be equipped with a motor zoom, motor aperture and motor focus. All camera settings may be made using LemnaTec software. Preferably, the instrumental variance of the imaging analyzer is less than about 5% for major components and less than about 10% for minor components.

[0419] Software

[0420] The imaging analysis system comprises a LemnaTec HTS Bonit software program for color and architecture analysis and a server database for storing data from about

500,000 analyses, including the analysis dates. The original images and the analyzed images are stored together to allow the user to do as much reanalyzing as desired. The database can be connected to the imaging hardware for automatic data collection and storage. A variety of commercially available software systems (e.g. Matlab, others) can be used for quantitative interpretation of the imaging data, and any of these software systems can be applied to the image data set.

[0421] Conveyor System

[0422] A conveyor system with a plant rotating device may be used to transport the plants to the imaging area and rotate them during imaging. For example, up to four plants, each with a maximum height of 1.5 m, are loaded onto cars that travel over the circulating conveyor system and through the imaging measurement area. In this case the total footprint of the unit (imaging analyzer and conveyor loop) is about 5 m x 5 m.

[0423] The conveyor system can be enlarged to accommodate more plants at a time. The plants are transported along the conveyor loop to the imaging area and are analyzed for up to 50 seconds per plant. Three views of the plant are taken. The conveyor system, as well as the imaging equipment, should be capable of being used in greenhouse environmental conditions.

[0424] Illumination

[0425] Any suitable mode of illumination may be used for the image acquisition. For example, a top light above a black background can be used. Alternatively, a combination of top- and backlight using a white background can be used. The illuminated area should be housed to ensure constant illumination conditions. The housing should be longer than the measurement area so that constant light conditions prevail without requiring the opening and closing of doors. Alternatively, the illumination can be varied to cause excitation of either transgene (e.g., green fluorescent protein (GFP), red fluorescent protein (RFP)) or endogenous (e.g. Chlorophyll) fluorophores.

[0426] Biomass Estimation Based on Three-Dimensional Imaging

[0427] For best estimation of biomass the plant images should be taken from at least three axes, preferably the top and two side (sides 1 and 2) views. These images are then analyzed to separate the plant from the background, pot and pollen control bag (if applicable). The volume of the plant can be estimated by the calculation:

$$\text{Volume(voxels)} = \sqrt{\text{TopArea(pixels)} \times \sqrt{\text{Side1Area(pixels)} \times \sqrt{\text{Side2Area(pixels)}}}$$

[0428] In the equation above the units of volume and area are "arbitrary units". Arbitrary units are entirely sufficient to detect gene effects on plant size and growth in this system because what is desired is to detect differences (both positive-larger and negative-smaller) from the experimental mean, or control mean. The arbitrary units of size (e.g. area) may be trivially converted to physical measurements by the addition of a physical reference to the imaging process. For instance, a physical reference of known area can be included in both top and side imaging processes. Based on the area of these physical references a conversion factor can be determined to allow conversion from pixels to a unit of area such as square centimeters (cm²). The physical reference may or may not be an independent sample. For instance, the pot, with a known diameter and height, could serve as an adequate physical reference.

[0429] Color Classification

[0430] The imaging technology may also be used to determine plant color and to assign plant colors to various color classes. The assignment of image colors to color classes is an inherent feature of the LemnaTec software. With other image analysis software systems color classification may be determined by a variety of computational approaches.

[0431] For the determination of plant size and growth parameters, a useful classification scheme is to define a simple color scheme including two or three shades of green and, in addition, a color class for chlorosis, necrosis and bleaching, should these conditions occur. A background color class which includes non plant colors in the image (for example pot and soil colors) is also used and these pixels are specifically excluded from the determination of size. The plants are analyzed under controlled constant illumination so that any change within one plant over time, or between plants or different batches of plants (e.g. seasonal differences) can be quantified.

[0432] In addition to its usefulness in determining plant size growth, color classification can be used to assess other yield component traits. For these other yield component traits additional color classification schemes may be used. For instance, the trait known as “staygreen”, which has been associated with improvements in yield, may be assessed by a color classification that separates shades of green from shades of yellow and brown (which are indicative of senescing tissues). By applying this color classification to images taken toward the end of the T0 or T1 plants’ life cycle, plants that have increased amounts of green colors relative to yellow and brown colors (expressed, for instance, as Green/Yellow Ratio) may be identified. Plants with a significant difference in this Green/Yellow ratio can be identified as carrying transgenes which impact this important agronomic trait.

[0433] The skilled plant biologist will recognize that other plant colors arise which can indicate plant health or stress response (for instance anthocyanins), and that other color classification schemes can provide further measures of gene action in traits related to these responses.

[0434] Plant Architecture Analysis

[0435] Transgenes which modify plant architecture parameters may also be identified using the present invention, including such parameters as maximum height and width, internodal distances, angle between leaves and stem, number of leaves starting at nodes and leaf length. The LemnaTec system software may be used to determine plant architecture as follows. The plant is reduced to its main geometric architecture in a first imaging step and then, based on this image, parameterized identification of the different architecture parameters can be performed. Transgenes that modify any of these architecture parameters either singly or in combination can be identified by applying the statistical approaches previously described.

[0436] Pollen Shed Date

[0437] Pollen shed date is an important parameter to be analyzed in a transformed plant, and may be determined by the first appearance on the plant of an active male flower. To find the male flower object, the upper end of the stem is classified by color to detect yellow or violet anthers. This color classification analysis is then used to define an active flower, which in turn can be used to calculate pollen shed date.

[0438] Alternatively, pollen shed date and other easily visually detected plant attributes (e.g. pollination date, first silk date) can be recorded by the personnel responsible for per-

forming plant care. To maximize data integrity and process efficiency this data is tracked by utilizing the same barcodes utilized by the LemnaTec light spectrum digital analyzing device. A computer with a barcode reader, a palm device, or a notebook PC may be used for ease of data capture recording time of observation, plant identifier, and the operator who captured the data.

[0439] Orientation of the Plants

[0440] Mature maize plants grown at densities approximating commercial planting often have a planar architecture. That is, the plant has a clearly discernable broad side, and a narrow side. The image of the plant from the broadside is determined. To each plant a well defined basic orientation is assigned to obtain the maximum difference between the broadside and edgewise images. The top image is used to determine the main axis of the plant, and an additional rotating device is used to turn the plant to the appropriate orientation prior to starting the main image acquisition.

Example 19

Screening of Gaspé Bay Flint Derived Maize Lines Under Nitrogen Limiting Conditions

[0441] Nitrogen utilization efficacy can be tested in the field by planting maize lines on nitrogen depleted soil or in the greenhouse using the experimental conditions as described herein. Transgenic plants will contain two or three doses of Gaspé Flint-3 with one dose of GS3 (GS3/(Gaspé-3)2× or GS3/(Gaspé-3)3×) and will segregate 1:1 for a dominant transgene. Plants will be planted in Turface, a commercial potting medium, and watered four times each day with 1 mM KNO₃ growth medium and with 2 mM KNO₃, or higher, growth medium (see FIG. 18). Control plants grown in 1 mM KNO₃ medium will be less green, produce less biomass and have a smaller ear at anthesis (see FIG. 19 for an illustration of sample data).

[0442] Statistics are used to decide if differences seen between treatments are really different. FIG. 19 illustrates one method which places letters after the values. Those values in the same column that have the same letter (not group of letters) following them are not significantly different. Using this method, if there are no letters following the values in a column, then there are no significant differences between any of the values in that column or, in other words, all the values in that column are equal.

[0443] Expression of a transgene will result in plants with improved plant growth in 1 mM KNO₃ when compared to a transgenic null. Thus biomass and greenness will be monitored during growth and compared to a transgenic null. Improvements in growth, greenness and ear size at anthesis will be indications of increased nitrogen tolerance.

Example 20

Yield Analysis of Maize Lines with RT1 or RT1-Like Genes

[0444] A recombinant DNA construct containing a RT1 or RT1-like Gene can be introduced into a maize line either by direct transformation or introgression from a separately transformed line.

[0445] Transgenic plants, either inbred or hybrid, can undergo more vigorous field-based experiments to study

yield enhancement and/or stability under various environmental conditions, such as variations in water and nutrient availability.

[0446] Subsequent yield analysis can be done to determine whether plants that contain the RT1 or RT1-like gene have an improvement in yield performance under various environmental conditions, when compared to the control plants that do not contain the RT1 or RT1-like gene. Reduction in yield can be measured for both. Plants containing the RT1 or RT1-like gene have less yield loss relative to the control plants, preferably 50% less yield loss.

Example 21

Assays to Determine Alterations of Root Architecture in Maize

[0447] Transgenic maize plants are assayed for changes in root architecture at seedling stage, flowering time or maturity. Assays to measure alterations of root architecture of maize plants include, but are not limited to the methods outlined below. To facilitate manual or automated assays of root architecture alterations, corn plants can be grown in clear pots.

[0448] 1) Root mass (dry weights). Plants are grown in Turface, a growth media that allows easy separation of roots. Oven-dried shoot and root tissues are weighed and a root/shoot ratio calculated.

[0449] 2) Levels of lateral root branching. The extent of lateral root branching (e.g. lateral root number, lateral root length) is determined by sub-sampling a complete root system, imaging with a flat-bed scanner or a digital camera and analyzing with WinRHIZO™ software (Regent Instruments Inc.).

[0450] 3) Root band width measurements. The root band is the band or mass of roots that forms at the bottom of greenhouse pots as the plants mature. The thickness of the root band is measured in mm at maturity as a rough estimate of root mass.

[0451] 4) Nodal root count. The number of crown roots coming off the upper nodes can be determined after separating the root from the support medium (e.g. potting mix). In addition the angle of crown roots and/or brace roots can be measured. Digital analysis of the nodal roots and amount of branching of nodal roots form another extension to the aforementioned manual method.

[0452] All data taken on root phenotype are subjected to statistical analysis, normally a t-test to compare the transgenic roots with that of non-transgenic sibling plants. One-way ANOVA may also be used in cases where multiple events and/or constructs are involved in the analysis.

Example 22

Screening of Gaspe Bay Flint Derived Maize Lines for Drought Tolerance

[0453] Transgenic Gaspe Bay Flint derived maize lines containing the RT1 or RT1-like gene can be screened for tolerance to drought stress in the following manner.

[0454] Transgenic maize plants are subjected to well-watered conditions (control) and to drought-stressed conditions. Transgenic maize plants are screened at the T1 stage or later.

[0455] Stress is imposed starting at 10 to 14 days after sowing (DAS) or 7 days after transplanting, and is continued through to silking. Pots are watered by an automated system

fitted to timers to provide watering at 25 or 50% of field capacity during the entire period of drought-stress treatment. The intensity and duration of this stress will allow identification of the impact on vegetative growth as well as on the anthesis-silking interval.

[0456] Potting mixture: A mixture of 1/3 turface (Profile Products LLC, IL, USA), 1/3 sand and 1/3 SB300 (Sun Gro Horticulture, WA, USA) can be used. The SB300 can be replaced with Fafard Fine-Germ (Conrad Fafard, Inc., MA, USA) and the proportion of sand in the mixture can be reduced. Thus, a final potting mixture can be 3/8 (37.5%) turface, 3/8 (37.5%) Fafard and 1/4 (25%) sand.

[0457] Field Capacity Determination: The weight of the soil mixture (w1) to be used in one S200 pot (minus the pot weight) is measured. If all components of the soil mix are not dry, the soil is dried at 100° C. to constant weight before determining w1. The soil in the pot is watered to full saturation and all the gravitational water is allowed to drain out. The weight of the soil (w2) after all gravitational water has seeped out (minus the pot weight) is determined. Field capacity is the weight of the water remaining in the soil obtained as w2-w1. It can be written as a percentage of the oven-dry soil weight.

[0458] Stress Treatment: During the early part of plant growth (10 DAS to 21 DAS), the well-watered control has a daily watering of 75% field capacity and the drought-stress treatment has a daily watering of 25% field capacity, both as a single daily dose at or around 10 AM. As the plants grow bigger, by 21 DAS, it will become necessary to increase the daily watering of the well-watered control to full field capacity and the drought stress treatment to 50% field capacity.

[0459] Nutrient Solution: A modified Hoagland's solution at 1/16 dilution with tap water is used for irrigation.

TABLE 4

Preparation of 20 L of Modified Hoagland's Solution Using the Following Recipe:	
Component	Amount/20 L
10X Micronutrient Solution	16 mL
KH ₂ PO ₄ (MW: 136.02)	22 g
MgSO ₄ (MW: 120.36)	77 g
KNO ₃ (MW: 101.2)	129.5 g
Ca(NO ₃) ₂ •4H ₂ O (MW: 236.15)	151 g
NH ₄ NO ₃ (MW: 80.04)	25.6 g
Sprint 330 (Iron chelate)	32 g

TABLE 5

Preparation of 1 L of 10X Micronutrient Solution Using the Following Recipe:		
Component	mg/L	Concentration
H ₃ BO ₃	1854	30 mM
MnCl ₂ •4H ₂ O	1980	10 mM
ZnSO ₄ •7H ₂ O	2874	10 mM
CuSO ₄ •5H ₂ O	250	1 mM
H ₂ MoO ₄ •H ₂ O	242	1 mM

Fertilizer grade KNO₃ is used.

[0460] It is useful to add half a teaspoon of Osmocote (NPK 15:9:12) to the pot at the time of transplanting or after emergence (The Scotts Miracle-Gro Company, OH, USA).

[0461] Border plants: Place a row of border plants on bench-edges adjacent to the glass walls of the greenhouse or adjacent to other potential causes of microenvironment variability such as a cooler fan.

[0462] Automation: Watering can be done using PVC pipes with drilled holes to supply water to systematically positioned pots using a siphoning device. Irrigation scheduling can be done using timers.

[0463] Statistical analysis: Mean values for plant size, color and chlorophyll fluorescence recorded on transgenic events under different stress treatments will be exported to Spotfire (Spotfire, Inc., MA, USA). Treatment means will be evaluated for differences using Analysis of Variance.

[0464] Replications: Eight to ten individual plants are used per treatment per event.

[0465] Observations Made: Lemnatec measurements are made three times a week throughout growth to capture plant-

growth rate. Leaf color determinations are made three times a week throughout the stress period using Lemnatec. Chlorophyll fluorescence is recorded as PhiPSII (which is indicative of the operating quantum efficiency of photosystem II photochemistry) and Fv'/Fm' (which is the maximum efficiency of photosystem II) two to four times during the experimental period, starting at 11 AM on the measurement days, using the Hansatech FMS2 instrument (LemnaTec GmbH, Wurselen, Germany). Measurements are started during the stress period at the beginning of visible drought stress symptoms, namely, leaf greying and the start of leaf rolling until the end of the experiment and measurements are recorded on the youngest most fully expanded leaf. The dates of tasseling and silking on individual plants are recorded, and the ASI is computed.

SEQUENCE LISTING

<160> NUMBER OF SEQ ID NOS: 45

<210> SEQ ID NO 1

<211> LENGTH: 20

<212> TYPE: DNA

<213> ORGANISM: artificial

<220> FEATURE:

<223> OTHER INFORMATION: primer

<400> SEQUENCE: 1

gcagacgcga caaagatgaa

20

<210> SEQ ID NO 2

<211> LENGTH: 21

<212> TYPE: DNA

<213> ORGANISM: artificial

<220> FEATURE:

<223> OTHER INFORMATION: primer

<400> SEQUENCE: 2

cgaatctcaa gctaatgagg a

21

<210> SEQ ID NO 3

<211> LENGTH: 18

<212> TYPE: DNA

<213> ORGANISM: artificial

<220> FEATURE:

<223> OTHER INFORMATION: primer

<400> SEQUENCE: 3

aggagcccag cgtgggcg

18

<210> SEQ ID NO 4

<211> LENGTH: 22

<212> TYPE: DNA

<213> ORGANISM: artificial

<220> FEATURE:

<223> OTHER INFORMATION: primer

<400> SEQUENCE: 4

caaaagaacc ccggagaagc ta

22

<210> SEQ ID NO 5

<211> LENGTH: 23

<212> TYPE: DNA

<213> ORGANISM: artificial

<220> FEATURE:

-continued

<223> OTHER INFORMATION: primer

<400> SEQUENCE: 5

ctatcccggt catccaatat gta 23

<210> SEQ ID NO 6

<211> LENGTH: 23

<212> TYPE: DNA

<213> ORGANISM: artificial

<220> FEATURE:

<223> OTHER INFORMATION: primer

<400> SEQUENCE: 6

gatctgccac tgggtattat gac 23

<210> SEQ ID NO 7

<211> LENGTH: 23

<212> TYPE: DNA

<213> ORGANISM: artificial

<220> FEATURE:

<223> OTHER INFORMATION: primer

<400> SEQUENCE: 7

gctgcagctt acattgttct ctc 23

<210> SEQ ID NO 8

<211> LENGTH: 22

<212> TYPE: DNA

<213> ORGANISM: artificial

<220> FEATURE:

<223> OTHER INFORMATION: primer

<400> SEQUENCE: 8

caacaccaga gcctctacag tg 22

<210> SEQ ID NO 9

<211> LENGTH: 7800

<212> TYPE: DNA

<213> ORGANISM: Zea mays

<400> SEQUENCE: 9

ggagatgttt cagtacatgc agagccttgg tgccgcatcc ggattccctg ctcaattcca 60

tactcttgty agtatcaaaa ttttagtccc gcatgatata tattcatctg gtctcacaca 120

tgcaatatct tctctgtgca gagacaatcg gggcgcacga acaacctca cgcttcaccc 180

agcccttcgt cgaaccagtc tagccgccca cctcgttgat gacattgtgt tggtgacatg 240

tttgagaaac ttgttgtag atacttgtt gtgaaacttt tgtgagagac ctatgtttgt 300

gaaactgttt tgatgtgttg atatttgta gatatatggg gttggtgatg catgtgttga 360

ttctgtgata tatgtgatgc ctacgatag tatcttttgt ttgtttggat ggaatagcaa 420

aaacaaataa aaaggttatt atggccactt tgccgagtgt aactctcggc aaagaaggca 480

cacctgggat ccggtaaagc ttctttgccg agtgttggg tccaggcact cagcaaaggg 540

actggcaaaag gggccatta gagccacctt tgccaagagc tcgtgcatca ggcactcgac 600

aaagaagtcc gctttgccga gtgcatatca tcgcactcgg cgaaggggct ggcaaaaggg 660

gtgctagtgc ccaggatagc agacacttga caaagactcc atcaccgtca cttggtatcg 720

cgagttttct ttgccgagta ccaattgcac tcggtaaaga ctttatcaag tgtccgacaa 780

-continued

aaaagtactc	ggcaaagaag	cggatctata	gttcgcaaga	cttctttgtc	gagagtccaca	840
ctcggtaaaag	agtctgtcga	gtgttttctg	gactttgctg	aagcacttgg	aaaaacagtt	900
gtatccgtta	gtgatgtagg	gatggatttc	ctaaagtctt	gtaaaagaac	gaataggcag	960
tgcacaactc	aacaaacttg	tatatacact	acggagtact	acacttttag	agctgcagta	1020
agaaaaagga	gagagaaaca	gtgaacgcaa	tacatgggaa	agctagggtc	ggcggtacg	1080
gtaaggatc	tgccgtgcc	atacctggca	tctcatcaca	atctcctggc	caagcttgtc	1140
gatctagcct	ctctctctct	tttgtgcagt	gagaccggac	atgaatgggt	gtggggctca	1200
tctgatcagt	ccttgtgtta	ctttgtttcc	ttttccttg	aatttccggg	gtttgcagaa	1260
ggacagccgg	gtactgcac	gatgttgggc	attctccagt	tttgttcttg	gtcttggagg	1320
aggaaaaagg	ccagggaaca	actttttcgc	agccccccct	tcttctctcc	tttgcactgc	1380
tgctgccgtg	gaatcataca	tcacaattac	cgaggccaca	gaaaagagtg	tttttttgct	1440
tgaggaaaag	ggctagtccc	tttattccaa	ccacacacat	gcatgcagaa	aaagtcgatg	1500
gtggtggagt	cgtacagtag	tacaattaa	aactaactcg	atcatatata	tacatacttt	1560
gaaatgcaag	tgccaggttc	ttgagtactg	tcctcagcta	ctactacgta	ccttgaagaa	1620
atcttctagca	agagacaatg	gctaagaaaag	agaccatgca	tggtgaaatt	aaagagtgtt	1680
cttgacatga	gaaacgtggt	ttgctaactt	taatcaagcc	caaccaaagc	tatcccaata	1740
tttaatggat	gcatgggcta	gccggccggg	tgagagcaag	gttaataata	tagattataa	1800
tggtctttat	gatgttgtca	taccatgtat	atagcaaact	aaaagtccag	tcatacaata	1860
actctaccat	gatataagct	atacatttaa	tattaggact	tatctttttt	tttctcacac	1920
aaagtggcct	agagtctatg	agtaggccac	ttttagctgg	ctattagagc	aagttaata	1980
atataacgca	tagtaagttt	tataatgtta	ccatgttaca	tatagccaac	aaaacatcta	2040
gtcatataat	aactttcttg	tgtatggtac	aagttgtata	tttaaatatt	attctactcc	2100
ttctctcat	aagttgtctt	gtagtcagcc	cacgtccagc	tgactactag	tgagcagccc	2160
gtttttctct	ctttctctcg	tatggccata	aatctgatgt	gttatctctt	gcagcttgtc	2220
tctgtcacct	tattataact	gttcttagtg	agcagtcctc	ttctgtgtca	ccgtaaacct	2280
gatagggcct	gcacgtatta	caatccgtcc	acgtcatctt	atcatgcttg	ctctagtctt	2340
gttaaataga	tctgtaataa	accatataata	gtccgttttt	caagttggca	tctttgctac	2400
ttccatttgg	taccaacatg	atctgacatc	tctacgtcaa	ctcgccagac	agacaaatac	2460
ctattgcaga	cgccaagac	aaacaataat	tgacattact	ttggccgttt	tctgtagacc	2520
gtttttcttt	cccgagaaca	atctgtacca	gcagtgactg	atcgatgagg	cgttttagcc	2580
ctatatatgg	cggtataat	aatacaccgg	agccagaaaa	gacttgtctc	tttgggtcca	2640
tatgcatggt	tatggctacg	ctagctttag	ggcagagaga	gagagagatc	ctactagcta	2700
gcagaaatgt	tagaatgata	tgagagagag	aacagagaga	gcagagagag	agagcttttc	2760
ttcttgccct	gaaaggagag	gaacgggaac	aaaggtaccc	aatgctagca	gatacataag	2820
gagggacgta	cgggccgggt	aaagcgacga	agccttatgg	atgggcatct	ccatttctct	2880
aaaccgatat	gcctagctta	gcttccattg	gtggggggct	gtgtgttctt	tgagagatcc	2940
taaaagctcg	tcaccgtaga	gctagcagtg	cgacctttat	tttcttctcc	ccctcgtggg	3000
ggaagtggca	tcgatcgatt	aagatcccct	ttacaaccac	catgatggca	gcctcgtcgt	3060

-continued

cgctgcctt caacctcagt gatcatctcg ttcaagatga cctcccgtgg cctgcttctt	3120
cttcttcttc ctcccagctg ccatttgetc cttctcatcc tcctcacggc gccattattg	3180
gaggcagcca gcaatgggtg cagcaacctc aaatgctgta agcaccttgc agctctagct	3240
agcactagta tttccttatg tttacaatta ttgtcagggc caaaatttgt tctttgtgca	3300
ttgtgagtg tcaatcatal tcccttcctc tctctctctc aaaggaaagt aattttgag	3360
tgattcatg cattctttgt ttttatagta ctggattctt cctaggtaga atttgagtt	3420
ttctctgca tatgettggt ctctctcccc ccccccccc ccagctgctc cctggtgtct	3480
ccatggagtc tagggaatcg tagctcggca aaatgacaac ttcggcaga aacagataaa	3540
cagcacacgg atgatgatgc aacttatgtg catgactcca tccaacaatt tgttggtttc	3600
ctccgcgact ccgaaaggtc gctgtgcatg catttttctt ttttgcctg gtcacaaatg	3660
gacggccggc atatatatac atacatacat agtgattcgt cctccacatc ttgtttacc	3720
agcaggccag gccagccgga tgcataatgca tctatttgat tccttttact actgcagaaa	3780
ctgtgcagac cggcatcctc ccgacgagct tgaggctctc ctctcagcac aaggcagcca	3840
ccaccaccac caccatcctt cttcttcagt gatccatcct cagctaaagt cgtgctaat	3900
gatgcaagac ctagggttcc aatggagcag ctgcggcagc ttcgtggaca cctcctcgtc	3960
gtcgcctcat ccaccaccac tgggtaacgg ccagcagcac gacggccaca acaagatcaa	4020
ggagtgggac cgcccgtca ctgctaataa ctcatcaagg tcatcgtgtg cgagcacagc	4080
tatggcttgc cgagatgtg tctctgacgg cggcgggggc ggccgctcc ctgccatggc	4140
cgccgtcgc gccgatcttg acgacggcac cgtgctcccg gcgagcgtca acgtcccccg	4200
gacgacgacg acgcccagga ggccattccc ggccggcccg ccacctctcc ccggcgacgc	4260
gttcgagata ctggcttctg ctaggctatg caagacctg ctgcttagcc aagcttcttc	4320
ttcggtagct ctccataatg gcacgacgat gcctttgttg agatcagagc atgtgcccta	4380
tgccctcct gctcctgctc atcccgaagg accatccatc ggcaactaca agcaggtcag	4440
tcaaatataa gtacagtgtg gagcttgcgt cgttgcttga acagtacagt actctctctc	4500
tctctctctc tctcactctc agagaagggg aaggaaaagg atggatgcat gcatcaaacc	4560
gtagctgca tatgcagcag ctgctgtttt tttttcttt cttctttgg ctgaacagct	4620
gatgatactt atcctgcagt gtcttagaac tcaagcagta agtgtatagc cccatttgc	4680
ctactgtctt gagacctcta gtaattgag ttcagacatt aaattgatag gagataactt	4740
aactaaaatc atttgaactc taaaagatag cataaaatct ccttttatga ttatatagt	4800
tggcatgtaa actcagggat atacatggta ttccatccat ccacctccag aaaactatat	4860
gcttgcagac ttgattatgc tcttgtagc caagccaaaa catgtttctt tctgtgagaga	4920
atgaactacg tgatggtata gttattgtg atatacacgc atgtatatat atatatatat	4980
atatatatat atatatatat aggcgaagag agttcaagtc aataacagat taacagttac	5040
cagtagttct actctcccct atatatatgt gtgcatgttt tgctcactct ctctctatct	5100
atctatatgt ctatctgtcc gtgtccgtg atatatgtgc atgcttcatt agagaaaata	5160
atggtcgatt tattttctaa gcccaaaaa cagagtcaaa tatctatcta ctattataaa	5220
gcatcagatt cgatggctgt cctacatcac ggcgtaggt ctattcctct ccttttatca	5280
gtgtgggccc tgagaaacca cacaaggctc tattagtggg tcgttacctc gtagatgggc	5340

-continued

cgtgagtgca	gcctaacaac	agaaagccgc	atacagtgca	acgcttcac	atagtaccac	5400
tccactatct	aaaggaggac	gagctactgt	gcgaactata	aaaaagagg	gtaaggctca	5460
ttttcaactc	ataactttct	aagacctttg	gctaagataa	aatgtaatat	tttgttcttg	5520
tggtcgtgg	caacacatgt	gtattgtact	agtctgtata	tacacatagg	atgtatgagt	5580
acctaagcta	agaggggtgt	ttgtttggg	attataaact	gttcagacta	tataatccaa	5640
cagattttga	actaataagt	gttagttcaa	aaattttattg	gattatataa	tctgggcaga	5700
ttataaacc	taacaaaaac	atccctatgc	cacctcacgt	agctagcaac	atgttacata	5760
tgtacagtat	gtgatagaac	aacatttgca	tgccaaaagg	cattgcgctt	tcagtgtgag	5820
gaccattaca	tttagctgtt	attatgtgat	cgagtagtac	ggacaggggc	gtacgattgt	5880
gttcaagctg	ctaagaggtt	acagctcatt	gggtttgccg	gtttgcgtgc	cttgcctgct	5940
agagtaccag	ctacacgcgc	atgatatgat	gtcctactcc	tactccta	ctcatgcatg	6000
catgtcctga	tggatctgca	gtgtgtgctg	gcagccagtc	tagtgcagtc	tctctcgctc	6060
tccgatgaga	tcttgccga	agcaaaggta	gagagagagc	aggtcggagc	agaagctagg	6120
cccagccggg	ccgggcccat	gctgtacaaa	gaggaggagg	aggagtacaa	caggccggcc	6180
gggctctccc	ttttgctctg	catccattgc	agcagccttt	tagggttgga	gagtgaccgc	6240
ccggccgcgc	catctttttt	ccgcccaata	tcgtcgtacc	gcccataccc	tctccggct	6300
ctggcctcgc	tgcacttgca	tcgtcttcac	ttaactcctc	gcaggctttg	ttgtgtttgc	6360
agggaaacta	taaagccgtt	tgcagtgtctg	ctggcgccct	gcccggtccc	tgtcaccacc	6420
atagactaa	ttacacacac	cttattcata	tatataatac	accctccata	tagatatata	6480
tagttgatga	tatagaaaag	agagcatgca	tgggtgacag	gctttgttct	gttgaagaac	6540
gcaacgtgat	cttaattctt	ccctagctaa	gatcagcggg	cctccatcgt	ttctgatgaa	6600
cacgcgtgcg	tgcgtgccc	tttgcagtgc	atgcagatgg	gcgcgtcttg	tggaggccgc	6660
gcgagcagc	aagcggcatg	tcaaagcatg	gcggcggcag	cagcacgcc	agcactgcca	6720
gtggtgccgt	cgtcagaaga	gcctcgagtc	gagcagcggg	cctccaccat	cgctccctct	6780
ttcaaggtac	tcgtatactc	taggtgggt	ctcgtgccgt	ctcagtcgtt	tcgtcatttc	6840
gatcaacggt	aattgacagt	aacaccaacc	taatatacaa	tcataatata	atagtactaa	6900
ttctgttccc	tgattaggta	aggaaagaga	aattagggga	ccggatcgtc	gctcttcagc	6960
agctcgtctc	accgtttggc	aaggtaccgc	gccgtcgtca	cgattattca	gcattattag	7020
ggttttggag	ggcagcgag	attacatata	ttattaactc	tctctctata	tatataaata	7080
tatacctgac	actaacacta	ctatgtatgt	gcagactgat	accgcatctg	tgtcctgga	7140
ggccatcggt	tacatcaaat	ttcttcaaga	tcaagtcgag	gtaaccaact	agctagctgc	7200
ttatcagcca	cacttggtcc	atgagttcca	gacatagcca	cgctcgccaa	gaaatactgt	7260
ttctttcttt	ccatggcaag	catctgctgg	taggattttt	ttctctctga	cagcagttct	7320
catgatcacc	ctcaccctca	cctgcagact	ctgagccgcc	cctacctgaa	atcctccaga	7380
agtaagaagc	ccagggccag	accgcgggta	acaccatacg	tctaaatcag	gctcggtttc	7440
aaaaatctgg	ggaaactttc	atggttaaatc	tgatgtttgt	gcacgtcgcg	ttgcgtgtga	7500
atcaggggtc	ttcaaaccgc	agcgtggggg	agctggagga	aacgaggcct	gacctccgca	7560
gcagagggct	ctgcctgggt	cctctctcgt	gcacgtccta	cgtgaccaac	gagaacggag	7620

-continued

tctgggttcc accgaatttt agggcaaaact aaagtcattgt cagcgctact agagacacag	7680
cacaacagtg taccaagaac tactaatcca cggttcatct cagttcatcc acggttaata	7740
ccagttctcc gggccaaaag acaccacca tctacctctt gtgttgtctc tctttgccac	7800

<210> SEQ ID NO 10
 <211> LENGTH: 25
 <212> TYPE: DNA
 <213> ORGANISM: artificial
 <220> FEATURE:
 <223> OTHER INFORMATION: primer

<400> SEQUENCE: 10

tggcatcgat cgattaagat cccct	25
-----------------------------	----

<210> SEQ ID NO 11
 <211> LENGTH: 23
 <212> TYPE: DNA
 <213> ORGANISM: artificial
 <220> FEATURE:
 <223> OTHER INFORMATION: primer

<400> SEQUENCE: 11

tggaaccag actccgttct cgt	23
--------------------------	----

<210> SEQ ID NO 12
 <211> LENGTH: 1385
 <212> TYPE: DNA
 <213> ORGANISM: Zea mays

<400> SEQUENCE: 12

ctcgtggggg aagtggcacc gatcgattaa gatccccctt acaaccacca tgatggcagc	60
ctcgtcgtcg tcgtccttca acctcagtga tcattctcgt caagatgacc tcccgtggcc	120
tgcttcttct tcttcttctc cccagctgcc atttgctcct tctcctctc ctcacggcgc	180
cattattgga ggcagccagc aatgggtggca gcaacctcaa atgctaaact gtgcagaccg	240
gcaccctcc gacgagcttg aggtcctcct ctcagcacia ggcagccacc accaccacca	300
ccatccttct tcttcagtga tccatcctca gctaagctcg ctgctaatga tgaagacct	360
agggttccaa tggagcagct gcggcagctt cgtggacacc tcctcgtcgt cgcccatgcc	420
accaccactg gtgaaccggc agcagcacga cggccacaac aagatcaagg agtgggaccg	480
cccgtcact gctaataact catcaaggtc atcgtgtgcg agcacagcta tggcttgccg	540
agatgtcgtc ctcgacggcg gcggcggcgg cggcctcct gccatggcgg ccgtcgcgcg	600
cgatcttgac gacggaccgg tgctcccgcc gagcgtcaac gtcccccgga cgacgacgac	660
gcgcagagg ccattcccgg cggcgcggcc acctctcccc ggcgacgcgt tcgagatact	720
ggcttcgtcg aggctatgca agaccctgct gcttagccaa gcttcttctt cggtagctgt	780
ccataatgac acgacgatgc ctttgttgag atcagagcat gtgccctatg gccctcctgc	840
tctgtctcat ccccaaggac catccatcgg caactacaag cagtgcattg agatggggcg	900
gtcttgtgga ggcgcgcgcg agcacgaagc ggcattgcaa agcatggcgg cggcagcagc	960
acgcccagca ctgccagtgg tgccgtcgtc gaagaagcct cgagtcgagc ageggctctc	1020
caccatcgtc ccttcttcca aggtaaggaa agagaaatta ggggaccgga tcgtgtctct	1080
tcagcagctc gtctaccgt ttggcaagac tgataccgca tctgtgtcga tggaggccat	1140

-continued

```

cggttacatc aaatttcttc aagatcaagt cgagactctg agccgccctt acctgaaatc 1200
ctccagaagt aagaagccca ggccgacacc gcggggttct tcaaacgcga gcgctgggga 1260
gctggaggaa acgaggcctg acctccgcag cagagggctc tgcttggtgc ctctctctg 1320
cacgtcttac gtgaccaacg agaacggagt ctgggttcca ccgaatttta gggcaaaacta 1380
aagtc 1385

```

```

<210> SEQ ID NO 13
<211> LENGTH: 443
<212> TYPE: PRT
<213> ORGANISM: Zea mays

```

```

<400> SEQUENCE: 13

```

```

Met Met Ala Ala Ser Ser Ser Ser Ser Phe Asn Leu Ser Asp His Leu
 1          5          10          15
Val Gln Asp Asp Leu Pro Trp Pro Ala Ser Ser Ser Ser Ser Gln
          20          25          30
Leu Pro Phe Ala Pro Ser His Pro Pro His Gly Ala Ile Ile Gly Gly
          35          40          45
Ser Gln Gln Trp Trp Gln Gln Pro Gln Met Leu Asn Cys Ala Asp Arg
          50          55          60
His Pro Ser Asp Glu Leu Glu Val Leu Leu Ser Ala Gln Gly Ser His
          65          70          75          80
His His His His His Pro Ser Ser Ser Val Ile His Pro Gln Leu Ser
          85          90          95
Ser Leu Leu Met Met Gln Asp Leu Gly Phe Gln Trp Ser Ser Cys Gly
          100         105         110
Ser Phe Val Asp Thr Ser Ser Ser Ser Pro Met Pro Pro Pro Leu Val
          115         120         125
Asn Gly Gln Gln His Asp Gly His Asn Lys Ile Lys Glu Trp Asp Arg
          130         135         140
Pro Leu Thr Ala Asn Asn Ser Ser Arg Ser Ser Cys Ala Ser Thr Ala
          145         150         155         160
Met Ala Cys Arg Asp Val Val Leu Asp Gly Gly Gly Gly Gly Leu
          165         170         175
Pro Ala Met Ala Ala Val Ala Ala Asp Leu Asp Asp Gly Thr Val Leu
          180         185         190
Pro Ala Ser Val Asn Val Pro Arg Thr Thr Thr Thr Arg Gln Arg Pro
          195         200         205
Phe Pro Ala Ala Pro Pro Pro Leu Pro Gly Asp Ala Phe Glu Ile Leu
          210         215         220
Ala Ser Ser Arg Leu Cys Lys Thr Leu Leu Leu Ser Gln Ala Ser Ser
          225         230         235         240
Ser Val Leu Leu His Asn Gly Thr Thr Met Pro Leu Leu Arg Ser Glu
          245         250         255
His Val Pro Tyr Gly Pro Pro Ala Pro Ala His Pro Gln Gly Pro Ser
          260         265         270
Ile Gly Asn Tyr Lys Gln Cys Met Gln Met Gly Ala Ser Cys Gly Gly
          275         280         285
Arg Ala Gln His Glu Ala Ala Cys Gln Ser Met Ala Ala Ala Ala Ala
          290         295         300
Arg Pro Ala Leu Pro Val Val Pro Ser Ser Lys Lys Pro Arg Val Glu

```

-continued

305		310		315		320
Gln Arg Ser Ser Thr Ile Val Pro Ser Phe Lys Val Arg Lys Glu Lys						
		325		330		335
Leu Gly Asp Arg Ile Ala Ala Leu Gln Gln Leu Val Ser Pro Phe Gly						
		340		345		350
Lys Thr Asp Thr Ala Ser Val Leu Met Glu Ala Ile Gly Tyr Ile Lys						
		355		360		365
Phe Leu Gln Asp Gln Val Glu Thr Leu Ser Arg Pro Tyr Leu Lys Ser						
		370		375		380
Ser Arg Ser Lys Lys Pro Arg Pro Thr Pro Arg Gly Ser Ser Asn Ala						
		385		390		395
Ser Ala Gly Glu Leu Glu Glu Thr Arg Pro Asp Leu Arg Ser Arg Gly						
		405		410		415
Leu Cys Leu Val Pro Leu Ser Cys Thr Ser Tyr Val Thr Asn Glu Asn						
		420		425		430
Gly Val Trp Val Pro Pro Asn Phe Arg Ala Asn						
		435		440		

<210> SEQ ID NO 14
 <211> LENGTH: 23
 <212> TYPE: DNA
 <213> ORGANISM: artificial
 <220> FEATURE:
 <223> OTHER INFORMATION: primer

<400> SEQUENCE: 14

ccaaggacca tccatcgca act 23

<210> SEQ ID NO 15
 <211> LENGTH: 20
 <212> TYPE: DNA
 <213> ORGANISM: artificial
 <220> FEATURE:
 <223> OTHER INFORMATION: primer

<400> SEQUENCE: 15

actccgttct cgttggtcac 20

<210> SEQ ID NO 16
 <211> LENGTH: 1167
 <212> TYPE: DNA
 <213> ORGANISM: *Oryza sativa*

<400> SEQUENCE: 16

atgatggcct cctcctcttc ctccctocagc ctctgtgata atcatctctt gcaagatgac 60
 ctgatcccat ggcttccat gccctttgct cctgctccca acacctttgg attgaaccac 120
 caatggagcc agcctccaat gctaagcagc agtactgatc agttaagctc atatgagcct 180
 gaatcactcc aatcagttga aagtcagctg gcagctgctg ctccctccgac attaageccc 240
 catctgcagg ctcatcaact cagcaagggtg ctaatgatgc aggagctagg gttccaatgg 300
 agcagctgcy ctgcgccagc agatcaacat agtattgcaa gctccacgaa taataatagt 360
 aatgtgatga tgaacagga ggagctacgg ccacgtctctg atcaatccct aatcagcaat 420
 ccaaggtcat gcagcggcac cagcgttctt cctccgccgc atctacatct ggaagcggct 480
 gtgctcccga gcatcaacgt ctgcgggctg cagaagctgg ccgccggcga tgagccgctg 540

-continued

```

cagatatggt gcaagaggca ggctgctgct gctgcagtgg tcggccatag cagcataaga 600
gatgagcatg tgccttgccc ctatgctggc cctcctgctc atctaattca aggaccatcc 660
aacaccctgc agatgaagag gaatacgaat gcagcagctc aagggagagg tggccgccat 720
gggagttcaa cggagcacag atcatcaaca gcgctgccgc catcgtcaaa gaagccccgg 780
ctcgagtcac actcctcctc aatgcttctt tcattcaagg taaggaaaga gaaactaggg 840
gatagaattg ccgcccttca gcaactggtc tcaccctttg gtaagactga taccgcatcg 900
gtactcatgg aggccatcgg ttacatcaaa tttcttcagg accaagtga gactttgagc 960
ggtcataacc tgagatcatc caagaacagc aagaaattag cctgcagggc agcacaacaa 1020
caacggaagg ggacgtcaaa tggaggggac gcagcagcaa agcttgacct ccgaagtaga 1080
ggactctgcc tggtgccctt gtcgtgcacc tcctacgtca ccaacgagaa tggggtttgg 1140
cctccacca atttcagagg aaactga 1167

```

<210> SEQ ID NO 17

<211> LENGTH: 388

<212> TYPE: PRT

<213> ORGANISM: *Oryza sativa*

<400> SEQUENCE: 17

```

Met Met Ala Ser Ser Ser Ser Ser Ser Ser Leu Cys Asp Asn His Leu
1           5           10          15
Leu Gln Asp Asp Leu Ile Pro Trp Pro Ser Met Pro Phe Ala Pro Ala
20          25          30
Pro Asn Thr Phe Gly Leu Asn His Gln Trp Ser Gln Pro Pro Met Leu
35          40          45
Ser Ser Ser Thr Asp Gln Leu Ser Ser Tyr Glu Leu Glu Ser Leu Gln
50          55          60
Ser Val Glu Ser Gln Leu Ala Ala Ala Ala Pro Pro Thr Leu Ser Pro
65          70          75          80
His Leu Gln Ala His Gln Leu Ser Thr Val Leu Met Met Gln Glu Leu
85          90          95
Gly Phe Gln Trp Ser Ser Cys Ala Ala Pro Ala Asp Gln His Ser Ile
100         105         110
Ala Ser Ser Thr Asn Asn Asn Ser Asn Val Met Met Asn Glu Glu Glu
115         120         125
Leu Arg Pro Arg Pro Asp Gln Ser Leu Ile Ser Asn Pro Arg Ser Cys
130         135         140
Ser Ala Thr Thr Leu Leu Pro Pro Pro His Leu His Leu Asp Gly Ala
145         150         155         160
Val Leu Pro Ser Ile Asn Val Ser Arg Leu Gln Lys Leu Ala Ala Gly
165         170         175
Asp Glu Pro Leu Gln Ile Cys Cys Lys Arg Gln Ala Ala Ala Ala Ala
180         185         190
Val Val Gly His Ser Ser Ile Arg Asp Glu His Val Pro Cys Pro Tyr
195         200         205
Ala Gly Pro Pro Ala His Leu Ile Gln Gly Pro Ser Asn Thr Leu Gln
210         215         220
Met Lys Arg Asn Thr Asn Ala Ala Ala Gln Gly Arg Gly Gly Arg His
225         230         235         240
Gly Ser Ser Thr Glu His Arg Ser Ser Thr Ala Leu Pro Pro Ser Ser

```

-continued

	245		250		255														
Lys	Lys	Pro	Arg	Leu	Glu	Ser	His	Ser	Ser	Ser	Met	Leu	Pro	Ser	Phe				
			260					265					270						
Lys	Val	Arg	Lys	Glu	Lys	Leu	Gly	Asp	Arg	Ile	Ala	Ala	Leu	Gln	Gln				
		275					280						285						
Leu	Val	Ser	Pro	Phe	Gly	Lys	Thr	Asp	Thr	Ala	Ser	Val	Leu	Met	Glu				
	290					295					300								
Ala	Ile	Gly	Tyr	Ile	Lys	Phe	Leu	Gln	Asp	Gln	Val	Glu	Thr	Leu	Ser				
305					310					315					320				
Gly	Pro	Tyr	Leu	Arg	Ser	Ser	Lys	Asn	Ser	Lys	Lys	Leu	Ala	Cys	Arg				
				325					330					335					
Ala	Ala	Gln	Gln	Gln	Arg	Lys	Gly	Thr	Ser	Asn	Gly	Gly	Asp	Ala	Ala				
			340					345					350						
Ala	Lys	Leu	Asp	Leu	Arg	Ser	Arg	Gly	Leu	Cys	Leu	Val	Pro	Leu	Ser				
		355					360					365							
Cys	Thr	Ser	Tyr	Val	Thr	Asn	Glu	Asn	Gly	Val	Trp	Pro	Pro	Pro	Asn				
	370					375					380								
Phe	Arg	Gly	Asn																
385																			

<210> SEQ ID NO 18
 <211> LENGTH: 1362
 <212> TYPE: DNA
 <213> ORGANISM: Arabidopsis thaliana

<400> SEQUENCE: 18

```

atggactctg ctaatctcca tcagcttcaa gatcaattac agcttggtggg gtcttcttca    60
tcttcttctt ccttagacaa taactctgac ccttcttgct atggagcttc atctgccccat    120
caatggagcc caggaggtat ttctttgaat agtgtgagct tgagtcataa ttataacaat    180
gagatgttaa acacaagagc tcacaacaac aacaacaaca acaacacaag tgaatgtatg    240
agtctctcca gcatccacaa tcaactcttg atccaacaac aagactttcc tttacaatgg    300
cctcatgacc aatcttcata tcaacatcat gaaggacttc tcaagatcaa agaagagctt    360
tctcatcaa ctatctcaga ccatcaagaa ggcatatcca agttcacaga catgttaaata    420
agtccagtga taacaaacta tttgaagatc aatgaacata aggactacac tgagaagctt    480
cttctcaaga gtatgtcttc tggattcccc atcaatggag actatggtag cagccttccc    540
tcttcttctt ctctctcttc accttctgtc cagtgcgata gaggcaactt cagtcagatt    600
tacccaagcg taaacatata gagtttgagc gaatctcggg agatgagcat ggaogacatg    660
agtaacatct caagaccatt tgatataaac atgcaggttt ttgatggaag attggttgaa    720
ggaaatgtat tagttctccc ttttaacgct caagagatta gtagtcttgg gatgagcaga    780
ggaagccttc cttcttttgg cctccctttt catcatcctc tgcagcaaac acttccccac    840
cttcttctt ccctactca tcaaattgaa atgttcagca atgaacctca aacaagttaa    900
gggaagaggg ataaactctt gatggcaaca aaagcaggag aaaatgcttc caagaaaccg    960
cgcggtggaat cacgctcttc ttgccaccct tcaaggtgga ggaagaaaaa gttaggagac   1020
agaatagcag ctctgcagca gttggtttca ccctttggga agacagatac agcatctgtg   1080
ttaatggaag caattggata catcaaatc ctacagagcc agatcgagac ttaagcgtc   1140
ccctacatga gagcatctag gaaccgacc ggaaaagcct ccagctggt ctcacaatca   1200
    
```

-continued

```

caagaagggg atgaggaaga gacgagagat cttagaagcc gtgggctatg tctagtgcg 1260
ttatcatgca tgacttatgt taccggagat ggtggggatg gaggaggcgg tgttggtact 1320
ggtttttggc caacgccacc tggttttggg ggcggaactt ag 1362

```

```

<210> SEQ ID NO 19
<211> LENGTH: 453
<212> TYPE: PRT
<213> ORGANISM: Arabidopsis thaliana

```

```

<400> SEQUENCE: 19

```

```

Met Asp Ser Ala Asn Leu His Gln Leu Gln Asp Gln Leu Gln Leu Val
1           5           10          15
Gly Ser Ser Ser Ser Ser Ser Ser Leu Asp Asn Asn Ser Asp Pro Ser
20          25          30
Cys Tyr Gly Ala Ser Ser Ala His Gln Trp Ser Pro Gly Gly Ile Ser
35          40          45
Leu Asn Ser Val Ser Leu Ser His Asn Tyr Asn Asn Glu Met Leu Asn
50          55          60
Thr Arg Ala His Asn Asn Asn Asn Asn Asn Thr Ser Glu Cys Met
65          70          75          80
Ser Leu Ser Ser Ile His Asn His Ser Leu Ile Gln Gln Gln Asp Phe
85          90          95
Pro Leu Gln Trp Pro His Asp Gln Ser Ser Tyr Gln His His Glu Gly
100         105         110
Leu Leu Lys Ile Lys Glu Glu Leu Ser Ser Ser Thr Ile Ser Asp His
115        120        125
Gln Glu Gly Ile Ser Lys Phe Thr Asp Met Leu Asn Ser Pro Val Ile
130        135        140
Thr Asn Tyr Leu Lys Ile Asn Glu His Lys Asp Tyr Thr Glu Lys Leu
145        150        155        160
Leu Leu Lys Ser Met Ser Ser Gly Phe Pro Ile Asn Gly Asp Tyr Gly
165        170        175
Ser Ser Leu Pro Ser Ser Ser Ser Ser Ser Ser Pro Ser Ser Gln Ser
180        185        190
His Arg Gly Asn Phe Ser Gln Ile Tyr Pro Ser Val Asn Ile Ser Ser
195        200        205
Leu Ser Glu Ser Arg Lys Met Ser Met Asp Asp Met Ser Asn Ile Ser
210        215        220
Arg Pro Phe Asp Ile Asn Met Gln Val Phe Asp Gly Arg Leu Phe Glu
225        230        235        240
Gly Asn Val Leu Val Pro Pro Phe Asn Ala Gln Glu Ile Ser Ser Leu
245        250        255
Gly Met Ser Arg Gly Ser Leu Pro Ser Phe Gly Leu Pro Phe His His
260        265        270
His Leu Gln Gln Thr Leu Pro His Leu Ser Ser Ser Pro Thr His Gln
275        280        285
Met Glu Met Phe Ser Asn Glu Pro Gln Thr Ser Glu Gly Lys Arg His
290        295        300
Asn Phe Leu Met Ala Thr Lys Ala Gly Glu Asn Ala Ser Lys Lys Pro
305        310        315        320
Arg Val Glu Ser Arg Ser Ser Cys Pro Pro Phe Lys Val Arg Lys Glu

```


-continued

	325		330		335										
Lys	Leu	Gly	Asp	Arg	Ile	Ala	Ala	Leu	Gln	Gln	Leu	Val	Ser	Pro	Phe
			340					345					350		
Gly	Lys	Thr	Asp	Thr	Ala	Ser	Val	Leu	Met	Glu	Ala	Ile	Gly	Tyr	Ile
			355				360					365			
Lys	Phe	Leu	Gln	Ser	Gln	Ile	Glu	Thr	Leu	Ser	Val	Pro	Tyr	Met	Arg
	370					375					380				
Ala	Ser	Arg	Asn	Arg	Pro	Gly	Lys	Ala	Ser	Gln	Leu	Val	Ser	Gln	Ser
385					390					395					400
Gln	Glu	Gly	Asp	Glu	Glu	Glu	Thr	Arg	Asp	Leu	Arg	Ser	Arg	Gly	Leu
			405						410					415	
Cys	Leu	Val	Pro	Leu	Ser	Cys	Met	Thr	Tyr	Val	Thr	Gly	Asp	Gly	Gly
			420					425					430		
Asp	Gly	Gly	Gly	Gly	Val	Gly	Thr	Gly	Phe	Trp	Pro	Thr	Pro	Pro	Gly
		435					440					445			
Phe	Gly	Gly	Gly	Thr											
	450														

<210> SEQ ID NO 20
 <211> LENGTH: 1759
 <212> TYPE: DNA
 <213> ORGANISM: Zea Mays

<400> SEQUENCE: 20

```

cgctactagc tagtgcgact ttttttttct ctccccctct tggaagtagc atcgatcgat    60
taaggccgcc tttaacaacca ccatgatggc ggcttcgtca tcgtcctcca acctcagtga    120
tcacctcgcg caagatgacc tcctcccctg gccttcttct tcttctctct ccttgccatt    180
tgctcctgct gctccccatc acagegccat tattggaggc aacagccagc aacctctagc    240
gctaaactgc gctgaccggc atcaactccga cgagcttgag gtgctcctct cagcacaagg    300
cagccaccac caccagagcc acagccacag gcacagccac cctgcttctc cggtgatccc    360
tccgcagctc agcagctctc tgctaacgat gcaagaccta gggttccaat ggagcaactg    420
cggggcgggc ttctagaca cctcaccgtc cacgccggcg acgaacgggc agctgcagca    480
cgatggccac gacgacgaca agatcgaggc ggagggcacg cttattacta actcgtcaag    540
gccatcgtgt gcgggcacag ccaecatagc cgccagctgc cacgacgtcg tectccacgg    600
cggggcgggc ggcggcaccg tgctcccagc cataaacatc tcgctgacga cgaacgacgac    660
gacgacacag caggcgcagc agcagcagcg accgttcctg gcggcgccgc cgcctctccc    720
ggggcagcgc ttcgagatac tactggcctc gtcgaggctg tgcaagacc cgtgcttag    780
ccaagctgct gtttcttctt cttctctctc ggtgctgctc cacgacgacg gcaogatcag    840
cacggtgcct tcgctgagat cggagtcgga gcatgtggcc tatggctatg gcggcgggcc    900
tctctctctc gctcctgcgc ctgctcatcg tccccgagga cgacgacat ccgttgacaa    960
ctacaagcag cagatggggc ccgccgctg tgccgcggga gcaggccgcc agtggagcgc   1020
ggagcacgga gggcgagccg ccgcctgtga agaaaggcg gcagcggcac cagcacgccg   1080
cccggtggtg gtgccatgga agaagcctcg actcgagcag cgctccggct ccggctccgg   1140
ctccggctcc tccaccacca tcctcctctc tttcgaggta cggaaagaga agttagggga   1200
ccggatcgct gccctccagc agctcgtctc gccattcggc aagaccgata ccgctctctg   1260
    
```

-continued

```

gctcatggag gccattggct acatcaagtt cctccaagac caagtcgaga ctttgagccg 1320
ccccacttg aagtcgtcca gaagtagcaa gaagcccagg cgcacgcacc agcgggggtg 1380
ttggaacgcc agcgtgcgag gggaggagca ggagcaggag gagacgacga cgaggaggcg 1440
gcggcctgac ctccgcagca gagggtcttg cctcgtgccc ctctcctgca cgtcctacgt 1500
caccaacgag aacggggcct gggttccttc ccaattttaa ttttagggga gactactagc 1560
tatagagatc agaggagcag agacaacact gtaccacgaa ctaatccacg gttaatatca 1620
cctcacatct ctgctctgct catgttggg tctgtgtctc tttgccttgg cctttggcgg 1680
taaataccag tcagtttcta aaaaaaaaa aaaaaaaaa aaaaaaaaa aaaaaaaaa 1740
aaaaaaaaa aaaaaaaaa 1759

```

<210> SEQ ID NO 21

<211> LENGTH: 485

<212> TYPE: PRT

<213> ORGANISM: Zea mays

<400> SEQUENCE: 21

```

Met Met Ala Ala Ser Ser Ser Ser Ser Asn Leu Ser Asp His Leu Ala
1          5          10          15
Gln Asp Asp Leu Leu Pro Trp Pro Ser Ser Ser Ser Ser Leu Pro
20          25          30
Phe Ala Pro Ala Ala Pro His His Ser Ala Ile Ile Gly Gly Asn Ser
35          40          45
Gln Gln Pro Leu Ala Leu Asn Cys Ala Asp Arg His His Ser Asp Glu
50          55          60
Leu Glu Val Leu Leu Ser Ala Gln Gly Ser His His His Gln Ser His
65          70          75          80
Ser His Arg His Ser His Pro Ala Ser Pro Val Ile Pro Pro Gln Leu
85          90          95
Ser Ser Ser Leu Leu Thr Met Gln Asp Leu Gly Phe Gln Trp Ser Asn
100         105         110
Cys Gly Gly Gly Phe Leu Asp Thr Ser Pro Ser Thr Pro Pro Thr Asn
115         120         125
Gly Gln Leu Gln His Asp Gly His Asp Asp Asp Lys Ile Glu Ala Glu
130         135         140
Gly Thr Leu Ile Thr Asn Ser Ser Arg Pro Ser Cys Ala Gly Thr Ala
145         150         155         160
Thr Ile Ala Ala Ser Cys His Asp Val Val Leu His Gly Gly Gly Gly
165         170         175
Gly Gly Thr Val Leu Pro Thr Ile Asn Ile Ser Leu Thr Thr Thr Thr
180         185         190
Thr Thr His Thr Gln Ala Gln Gln Gln Arg Pro Phe Leu Ala Ala
195         200         205
Pro Pro Pro Leu Pro Gly Asp Ala Phe Glu Ile Leu Leu Ala Ser Ser
210         215         220
Arg Leu Cys Lys Thr Leu Leu Leu Ser Gln Ala Ala Ala Ser Ser Ser
225         230         235         240
Ser Ser Ser Val Leu Leu His Asp Asp Gly Thr Ile Ser Thr Val Pro
245         250         255
Ser Leu Arg Ser Glu Ser Glu His Val Ala Tyr Gly Tyr Gly Gly Gly
260         265         270

```

-continued

Pro Pro Pro Pro Ala Pro Ala Ala Ala His Arg Pro Arg Gly Arg Arg
 275 280 285
 Pro Ser Val Asp Asn Tyr Lys Gln Gln Met Gly Ala Ala Ala Cys Ala
 290 295 300
 Ala Gly Ala Gly Arg Gln Trp Ser Ala Glu His Gly Gly Arg Ala Ala
 305 310 315 320
 Ala Cys Glu Glu Arg Ala Ala Ala Ala Pro Ala Arg Arg Pro Val Val
 325 330 335
 Val Pro Trp Lys Lys Pro Arg Leu Glu Gln Arg Ser Gly Ser Gly Ser
 340 345 350
 Gly Ser Gly Ser Ser Thr Thr Ile Leu Pro Ser Phe Glu Val Arg Lys
 355 360 365
 Glu Lys Leu Gly Asp Arg Ile Ala Ala Leu Gln Gln Leu Val Ser Pro
 370 375 380
 Phe Gly Lys Thr Asp Thr Ala Ser Val Leu Met Glu Ala Ile Gly Tyr
 385 390 395 400
 Ile Lys Phe Leu Gln Asp Gln Val Glu Thr Leu Ser Arg Pro Tyr Leu
 405 410 415
 Lys Ser Ser Arg Ser Ser Lys Lys Pro Arg Pro Thr His Gln Arg Gly
 420 425 430
 Cys Trp Asn Ala Ser Ala Ala Gly Glu Glu Gln Glu Gln Glu Thr
 435 440 445
 Thr Thr Arg Arg Arg Arg Pro Asp Leu Arg Ser Arg Gly Leu Cys Leu
 450 455 460
 Val Pro Leu Ser Cys Thr Ser Tyr Val Thr Asn Glu Asn Gly Ala Trp
 465 470 475 480
 Val Pro Ser Gln Phe
 485

<210> SEQ ID NO 22
 <211> LENGTH: 47
 <212> TYPE: PRT
 <213> ORGANISM: artificial
 <220> FEATURE:
 <223> OTHER INFORMATION: Motif I

<400> SEQUENCE: 22

Val Arg Lys Glu Lys Leu Gly Asp Arg Ile Ala Ala Leu Gln Gln Leu
 1 5 10 15
 Val Ser Pro Phe Gly Lys Thr Asp Thr Ala Ser Val Leu Met Glu Ala
 20 25 30
 Ile Gly Tyr Ile Lys Phe Leu Gln Ser Gln Ile Glu Thr Leu Ser
 35 40 45

<210> SEQ ID NO 23
 <211> LENGTH: 14
 <212> TYPE: PRT
 <213> ORGANISM: artificial
 <220> FEATURE:
 <223> OTHER INFORMATION: Motif II

<400> SEQUENCE: 23

Asp Leu Arg Ser Arg Gly Leu Cys Leu Val Pro Leu Ser Cys
 1 5 10

-continued

```

<210> SEQ ID NO 24
<211> LENGTH: 29
<212> TYPE: DNA
<213> ORGANISM: artificial
<220> FEATURE:
<223> OTHER INFORMATION: attB1 recombination site

<400> SEQUENCE: 24

ggggacaagt ttgtacaaaa aagcaggct                29

<210> SEQ ID NO 25
<211> LENGTH: 29
<212> TYPE: DNA
<213> ORGANISM: artificial
<220> FEATURE:
<223> OTHER INFORMATION: attB2 recombination site

<400> SEQUENCE: 25

ggggaccact ttgtacaaga aagctgggt                29

<210> SEQ ID NO 26
<211> LENGTH: 54
<212> TYPE: DNA
<213> ORGANISM: artificial
<220> FEATURE:
<223> OTHER INFORMATION: primer

<400> SEQUENCE: 26

ttaaacaagt ttgtacaaaa aagcaggctg caattaaccc tcactaaagg gaac        54

<210> SEQ ID NO 27
<211> LENGTH: 53
<212> TYPE: DNA
<213> ORGANISM: artificial
<220> FEATURE:
<223> OTHER INFORMATION: primer

<400> SEQUENCE: 27

ttaaacctt ttgtacaaga aagctgggtg cgtaatacga ctactatag ggc          53

<210> SEQ ID NO 28
<211> LENGTH: 4291
<212> TYPE: DNA
<213> ORGANISM: artificial
<220> FEATURE:
<223> OTHER INFORMATION: vector

<400> SEQUENCE: 28

ctttctctgcg ttatcccctg attctgtgga taaccgtatt accgcctttg agtgagctga    60
taccgctcgc cgcagccgaa cgaccgagcg cagcgagtca gtgagcgagg aagcgggaaga    120
gcccacaata cgcaaacccg ctctcccgcg gcgttggecg attcattaat gcagctggca    180
cgacaggttt cccgactgga aagcgggcag tgagcgcaac gcaattaata cgcgtaccgc    240
tagccaggaa gagttttaga aaacgcaaaa aggccatccg tcaggatggc cttctgetta    300
gtttgatgcc tggcagttta tggcgggcgt cctgcccgcc accctccggg ccgttgettc    360
acaacgttca aatccgctcc cggcgggatt gtctactca ggagagcgtt caccgacaaa    420
caacagataa aacgaaagcg ccagctctcc gactgagcct ttcgttttat ttgatgctg    480
gcagttccct actctcgcgt taacgctagc atggatgttt tcccagtcac gacgttgtaa    540
aacgacggcc agtcttaagc tcgggoccca aataatgatt ttattttgac tgatagtgac    600

```

-continued

ctgttcggtg caacacattg atgagcaatg cttttttata atgccaaactt tgtacaaaaa 660
agctgaacga gaaacgtaaa atgatataaa tatcaatata ttaaattaga ttttgcataa 720
aaaacagact acataaact gtaaaacaca acatatccag tcaactatgaa tcaactactt 780
agatggattt agtgacctgt agtcgaccga cagccttcca aatggtcttc gggatgatgct 840
gccaaacttag tcgaccgaca gccttccaaa tgttcttctc aaacggaatc gtcgatcca 900
gcctactcgc tattgtcctc aatgcccgtat taaatcataa aaagaaataa gaaaaagagg 960
tgcgagcctc ttttttgggt gacaaaataa aaacatctac ctattcatat acgctagtgt 1020
catagtcctg aaaatcatct gcatcaagaa caatttcaca actcttatac ttttctctta 1080
caagtcgttc ggcttcatct ggattttcag cctctatact tactaaacgt gataaagttt 1140
ctgtaatttc tactgtatcg acctgcagac tggctgtgta taaggagacc tgacatttat 1200
attccccaga acatcagggt aatggcggtt ttgatgtcat tttcgcggtg gctgagatca 1260
gccacttctt ccccgataac ggagaccggc acaactggcca tatcgggtgg catcatcgc 1320
cagctttcat ccccgatag caccaccggg taaagttcac gggagacttt atctgacagc 1380
agacgtgcac tggccagggg gatcaccatc cgtcgcggcg gctgtcaat aatatactc 1440
tgtacatcca caaacagacg ataacggctc tctcttttat aggtgtaaac cttaaactgc 1500
atttcaccag cccctgttct cgtcagcaaa agagccgttc atttcaataa accgggagac 1560
ctcagccatc cttctctgat tttccgctt ccagcgttcg gcacgcagac gacgggcttc 1620
attctgcatg gttgtgctta ccagaccgga gatattgaca tcatatatgc cttgagcaac 1680
tgatagctgt cgtgtcaac tgtcactgta atacgctgct tcatagcata cctctttttg 1740
acatacttcg ggtatacata tcagtatata ttcttatacc gcaaaaatca ggcgcgcaat 1800
acgcatactg ttatctggct tttagtaagc cggatccacg cggcgtttac gccccgcct 1860
gccactcacc gcagtactgt tgtaattcat taagcattct gccgacatgg aagccatcac 1920
agacggcatg atgaactga atcgcagcgc gcacagcac cttgtcgcct tgcgtataat 1980
atgtgcccac ggtgaaaacg ggggcgaaga agttgtccat attggccacg tttaaatcaa 2040
aactggtgaa actcaccag ggattggctg agacgaaaa catattctca ataaacctt 2100
tagggaataa ggccaggtt tcaccgtaac acgccacatc ttgcgaatat atgtgtagaa 2160
actgcccga aacgtcgtgg tattcactcc agagcagatga aaacgtttca gtttgctcat 2220
ggaaaacggt gtaacaaggg tgaacactat cccatatac cagctcaccg tctttcattg 2280
ccatacggaa ttccggatga gcattcatca ggcgggcaag aatgtgaata aaggccggat 2340
aaaactgtg cttatttttc tttacggctc ttaaaaaggc cgtaatatcc agctgaacgg 2400
tctggttata ggtacattga gcaactgact gaaatgcctc aaaatgttct ttacgatgcc 2460
attgggatat atcaacgggt gtatatccag tgattttttt ctccatttta gcttccttag 2520
ctctgaaaa tctcgataac tcaaaaaata cgcgggttag tgatottatt tcattatggt 2580
gaaagtggaa acctcttacg tgccgatcaa cgtctcattt tcgccaaaag ttggcccagg 2640
gcttcccgg atcaacaggg acaccaggat ttatttatc tgcaagtga tcttccgtca 2700
caggtattta ttcggcgcaa agtgccgctg gtgatgctgc caacttagtc gactacagg 2760
cactaatacc atctaagtag ttgattcata gtgactggat atgttggtt ttacagtatt 2820
atgtagtctg tttttatgc aaaatcta ttaatatatt gatatttata tcattttacg 2880

-continued

```

tttctcggtc agctttcttg tacaaagttg gcattataag aaagcattgc ttatcaattt 2940
gttgcaacga acaggtcact atcagtc meta ataaaatcat tatttgccat ccagctgata 3000
tcccctatag tgagtcgtat tacatggtea tagctgtttc ctggcagctc tggcccgtgt 3060
ctcaaaatct ctgatgttac attgcacaag ataaaataat atcatcatga tcagtcctgc 3120
tctctggcca cgaagtgcac gcagttgccg gccgggtcgc gcagggcgaa ctcccgcctc 3180
cacggctgct cgcgatctc ggtcatggcc ggcccggagg cgtcccggaa gttcgtggac 3240
acgacctcgc accactcggc gtacagctcg tccagggcgc gcaccacac ccaggccagg 3300
gtgtgttccg gcaccacctg gtcctggacc gcgctgatga acaggtcac gtcgtcccgg 3360
accacaccgg cgaagtcgct ctccaagaag tcccgggaga acccgagccg gtcgggtccag 3420
aactcgaccg ctcccggcgc gtcgcgcgcg gtgagcaccg gaacggcact ggtcaacttg 3480
gccatggttt agttcctcac cttgtcgtat tatactatgc cgatatacta tgccgatgat 3540
taattgtcaa cacgtgctga tcatgaccaa aatcccttaa cgtgagttac gcgtcgttcc 3600
actgagcgtc agaccccgta gaaaagatca aaggatcttc ttgagatcct ttttttctgc 3660
gcgtaatctg ctgcttgcaa acaaaaaaac caccgctacc agcgggtggt tgtttgccgg 3720
atcaagagct accaactctt tttccgaagg taactggctt cagcagagcg cagataccaa 3780
atactgttct tctagtgtag ccgtagttag gccaccactt caagaactct gtagcaccgc 3840
ctacatacct cgctctgcta atcctgttac cagtggctgc tgccagtggc gataagtcgt 3900
gtcttaccgg gttggactca agacgatagt taccggataa ggccagcggc tcgggctgaa 3960
cgggggggtc gtgcacacag cccagcttgg agcgaacgac ctacaccgaa ctgagatacc 4020
tacagcgtga gctatgagaa agcggccacg tcccgaagg gagaaaggcg gacaggtatc 4080
cggtaagcgg cagggctcga acaggagagc gcacgagggg gcttccaggg ggaaacgcct 4140
ggtatcttta tagtctgtc gggtttcgcc acctctgact tgagcgtcga tttttgtgat 4200
gctcgtcagg ggggcggagc ctatggaaaa acgccagcaa cgcggccttt ttacggttcc 4260
tggccttttg ctggcctttt gctcacatgt t 4291

```

<210> SEQ ID NO 29

<211> LENGTH: 4762

<212> TYPE: DNA

<213> ORGANISM: artificial

<220> FEATURE:

<223> OTHER INFORMATION: vector

<400> SEQUENCE: 29

```

ctttcctgcg ttatcccctg attctgtgga taaccgtatt accgcctttg agtgagctga 60
taccgctcgc cgcagccgaa cgaccgagcg cagcaggtca gtgagcggagg aagcgggaaga 120
gcgccaata cgcacaaccg ctctcccgcg gcgttggccg attcattaat gcagctggca 180
cgacaggttt cccgactgga aagcgggcag tgagcgcgcaac gcaattaata cgcgtaccgc 240
tagccaggaa gagtttgtag aaacgcaaaa aggccatccg tcaggatggc cttctgctta 300
gtttgatgcc tggcagttta tggcggggcg cctgcccgcg accctccggg ccgttgcttc 360
acaacgttca aatccgctcc cggcggatgt gtcctactca ggagagcgtt caccgacaaa 420
caacagataa aacgaaaggc ccagttctcc gactgagcct ttcgttttat ttgatgctg 480
gcagttccct actctcgcgt taacgctagc atggatgttt tcccagtcac gacgttgtaa 540

```

-continued

aacgacggcc agtcttaagc tcgggcccga aataatgatt ttatsttgac tgatagtgc 600
ctgttcgctg caacacatcg atgagcaatg cttttttata atgccaactt tgtacaaaaa 660
agctgaacga gaaacgtaaa atgatataaa tatcaatata ttaaattaga ttttgcataa 720
aaaaacagact acataaact gtaaaacaca acatatccag tcactatgaa tcaactactt 780
agatggatt agtgacctgt agtcgaccga cagccttcca aatgttcttc gggatgatgct 840
gccaaacttag tcgaccgaca gccttccaaa tgttcttctc aaacggaatc gtcgatcca 900
gcctactcgc tattgtcctc aatgccgtat taaatcataa aaagaaataa gaaaaagagg 960
tgcgagcctc ttttttgggt gacaaaataa aaacatctac ctattcatat acgctagtgt 1020
catagtcctg aaaatcatct gcatcaagaa caatttcaca actcttatac ttttctctta 1080
caagtcgttc ggcttcatct ggattttcag cctctatact tactaaacgt gataaagttt 1140
ctgtaatttc tactgtatcg acctgcagac tggctgtgta taaggagacc tgacatttat 1200
attcccaga acatcagggt aatggcgctt ttgatgtcat ttcgcggtg gctgagatca 1260
gccacttctt ccccgataac ggagaccggc aactggcca tatcggtggt catcatgcgc 1320
cagctttcat ccccgatag caccaccggg taaagttcac gggagacttt atctgacagc 1380
agacgtgcac tggccagggg gatcaccatc cgtcgcccg gctgtcaat aatcacctc 1440
tgtacatcca caaacagagc ataacggctc tctcttttat aggtgtaaac cttaaactgc 1500
atttcaccag ccctgttct cgtcagaaa agagccgttc attcaataa accggcgac 1560
ctcagccatc ccttctgat tttccgctt ccagcgttcg gcacgcagac gacgggcttc 1620
attctgcatg gttgtctta ccagaccgga gatattgaca tcatatatgc cttgagcaac 1680
tgatagctgt cgctgtcaac tgtcactgta atacgtgct tcatagcata cctctttttg 1740
acatacttcg ggtatacata tcagtatata ttcttatacc gcaaaaatca gcgogcaaat 1800
acgcatactg ttatctggct tttagtaagc cggatccacg cggcgtttac gccccgcct 1860
gccactcacc gcagtactgt tgtaattcat taagcattct gccgacatgg aagccatcac 1920
agacggcatg atgaacctga atcgccagc gcatcagcac cttgtcgct tgcgtataat 1980
atttgcccat ggtgaaaacg ggggcgaaga agttgtccat attggccacg tttaaatcaa 2040
aactggtgaa actcaccag ggattggctg agacgaaaa catattctca ataaacctt 2100
taggaaata ggccaggtt tcaccgtaac acgccacatc ttgcgaatat atgtgtagaa 2160
actgccggaa atcgctgctg tttcactcc agagcgatga aaacgtttca gtttgcctcat 2220
ggaaaacggt gtaacaaggg tgaacactat cccatatac cagctcacg tctttcattg 2280
ccatacggaa ttccggatga gcattcatca ggcgggcaag aatgtgaata aaggccggat 2340
aaaaactgtg ctatttttc tttacggtct ttaaaaaggc cgtaatatcc agctgaacgg 2400
tctggttata ggtacattga gcaactgact gaaatgcctc aaaatgttct ttaogatgcc 2460
attgggatat atcaacgggt gtatatccag tgattttttt ctccatttta gcttccttag 2520
ctctgaaaa tctcgataac tcaaaaaata cgcgggttag tgatcttatt tcattatggt 2580
gaaagtggga acctcttacg tgccgatcaa cgtctcattt tcgcaaaaag ttggccagg 2640
gcttcccggg atcaacaggg acaccaggat ttatttatc tgcgaagtga tcttccgtca 2700
caggtattta ttccggcga agtgcgtcgg gtgatgctgc caacttagtc gactacagg 2760
cactaatacc atctaagtag ttgattcata gtgactggat atgttgtgtt ttaogatt 2820

-continued

```

atgtagtctg ttttttatgc aaaatcctaat ttaatatatt gatatttata tcattttacg 2880
tttctcgttc agctttcttg tacaaagttg gcattataag aaagcattgc ttatcaattt 2940
gttgcaacga acaggtcact atcagtcaaa ataaaatcat tatttgccat ccagctgata 3000
tcccctatag tgagtcgat tacatggtea tagctgtttc ctggcagctc tggcccgtgt 3060
ctcaaaaatct ctgatgttac attgcacaag ataaaataat atcatcatga acaataaaac 3120
tgtctgctta cataaacagt aatacaaggg gtgttatgag ccatattcaa cgggaaacgt 3180
cgaggccgag attaaattcc aacatggatg ctgatttata tgggtataaa tgggctcgcg 3240
ataatgtcgg gcaatcaggt gcgacaatct atcgcttcta tgggaagccc gatgcgccag 3300
agttgtttct gaaacatgac aaaggtagcg ttgccaatga tgttacagat gagatggtea 3360
gactaaactg gctgacggaa tttatgcctc ttccgacat caagcatttt atccgtactc 3420
ctgatgatgc atggttactc accactgcga tccccggaaa aacagcattc caggtattag 3480
aagaatatcc tgattcaggt gaaaatatg ttgatgcgct ggcagtgctc ctgcgcccgt 3540
tgcattcgat tctgtttgt aattgtcctt ttaacagcga tcgctgattt cgtctcgtc 3600
agggccaate acgaatgaat aacggtttg ttgatgcgag tgattttgat gacgagcgt 3660
atggctggcc tgttgaacaa gtctggaag aaatgcataa acttttgcca ttctaccgg 3720
attcagtcgt cactcatggt gatttctcac ttgataacct ttttttgac gaggggaaat 3780
taatagggtg tattgatgtt ggacgagtcg gaatcgaga ccgataccag gatcttgcca 3840
tcctatggaa ctgcctcgtg gagttttctc cttcattaca gaaacggctt tttcaaaaat 3900
atggatttga taatcctgat atgaataaat tgcagtttca tttgatgctc gatgagtttt 3960
tctaatacaga attggttaat tgggtgtaac actggcagag cattaacgctg actgacggg 4020
acggcgcaag ctcatgacca aaatccctta acgtgagtta cgcgtcgttc cactgagcgt 4080
cagaccccgt agaaaagatc aaaggatcct cttgagatcc tttttttctg cgcgtaatct 4140
gctgcttgca aacaaaaaaaa ccaccgtac cagcgggtgt ttgtttgccc gatcaagagc 4200
taccactctc ttttccgaag gtaactggct tcagcagagc gcagatacca aatactgttc 4260
ttctagtgtg gcctgagta ggccaccact tcaagaatc tgtagcaccg cctacatacc 4320
tcgctctgct aatcctgcta ccagtggctg ctgccagtgg cgataagtgc tgtcttaccg 4380
ggttgactc aagacgatag ttaccggata aggcgcagcg gtcgggctga acggggggtt 4440
cgtgcacaca gccacgcttg gagcgaacga cctacaccga actgagatac ctacagcgtg 4500
agctatgaga aagcgcacg cttccogaag ggagaaaggc ggacaggtat ccgtaagcg 4560
gcagggctcg aacagagag cgacagagg agcttccagg gggaaacgcc tggtatcttt 4620
atagtcctgt cgggtttcgc cacctctgac ttgagcgtcg atttttgtga tgetcgtcag 4680
ggggcgggag cctatggaaa aacgcacga acgcggcctt tttacggctc ctggcctttt 4740
gctggccttt tgetcacatg tt 4762

```

```

<210> SEQ ID NO 30
<211> LENGTH: 9142
<212> TYPE: DNA
<213> ORGANISM: artificial
<220> FEATURE:
<223> OTHER INFORMATION: vector
<400> SEQUENCE: 30

```


-continued

ttattingtct tctggttctg actctcttct tctcgtttca atgccagggt gcctactccc	60
acaccactca caagaagatt ctactgttag tattaatat tttttaatgt attaaatgat	120
gaatgctttt gtaaacagaa caagactatg tctaataagt gtcttgcaac attttttaag	180
aaattaaaa aaatatattt attatcaaaa tcaaatgtat gaaaaatcat gaataatata	240
atttatataca tttttttaa aaatctttaa atttcttaat taatatctta aaaataatga	300
ttaatattta acccaaaata attagtatga ttggtaagga agatatccat gttatgtttg	360
gatgtgagtt tgatctagag caaagcttac tagagtcgac ctgcagcccc tccaccgcgg	420
tggcggccgc tctagagatc cgtcaacatg gtggagcacg aactctctgt ctactccaag	480
aatatcaaa atacagtctc agaagacc aaaggctatt agacttttca acaaagggtta	540
atatcgggaa acctcctcgg attccattgc ccagctatct gtcacttcat caaaaggaca	600
gtagaaaagg aaggtggcac ctacaaatgc catcattgcg ataaaggaaa ggctatcgtt	660
caagatgcct ctgccgacag tggccccaaa gatggacccc cacccacgag gagcatcgtg	720
gaaaaagaag acgttccaac cacgtcttca aagcaagtgg attgatgtga tgatcctatg	780
cgtatgggat gacgtgtgtt caagatgatg acttcaaacc tacctatgac gtatgggatg	840
acgtgtgtcg actgatgact tagatccact cgagcggcta taaatacgtta cctacgcacc	900
ctgcgctacc atcccagag ctgcagctta tttttacaac aattaccaac aacaacaaac	960
aacaacaaac attacaatta ctatttaca ttacagtcga cccatcaaca agtttgtaca	1020
aaaaagctga acgagaaacg taaaatgata taaatatcaa tatattaaat tagattttgc	1080
ataaaaaaca gactacataa tactgtaaaa cacaacatat ccagtcatat tggcggccgc	1140
attaggcacc ccaggcttta cactttatgc ttccggctcg tataatgtgt ggattttgag	1200
ttaggatccg tcgagathtt caggagctaa ggaagctaaa atggagaaaa aaatcactgg	1260
atataccacc gttgatatat cccaatggca tcgtaaagaa cattttgagg catttcagtc	1320
agttgctcaa tgtacctata accagaccgt tcagctggat attacggcct ttttaagac	1380
cgtaaagaaa aataagcaca agttttatcc ggcctttatt cacattcttg cccgcctgat	1440
gaatgctcat ccggaattcc gtatggcaat gaaagacggt gagctggtga tatgggatag	1500
tgttcacct tgttacaccg ttttccatga gaaaactgaa acgttttcat cgctctggag	1560
tgaataccac gacgatttcc ggcagtttct acacatatat tcgcaagatg tggcgtgtta	1620
cggtgaaaac ctggcctatt tccctaaagg gtttattgag aatatgtttt tegtctcagc	1680
caatccctgg gtgagtttca ccagttttga tttaaacgtg gccaatatgg acaacttctt	1740
cgcccccggt ttcacatgg gcaaatatta tacgcaaggc gacaagggtgc tgatgccgct	1800
ggcgattcag gttcatcatg ccgtttgtga tggcttccat gtcggcagaa tgetttaatga	1860
attacaacag tactgcgatg agtggcaggg cggggcgtaa agatctggat ccggettact	1920
aaaagccaga taacagtatg cgtatttgcg cgctgatttt tgcggtataa gaatatatac	1980
tgatgtgat acccgaagta tgtcaaaaag aggtatgcta tgaagcagcg tattacagtg	2040
acagttgaca ggcacagcta tcagttgtc aaggcatata tgatgtcaat atctccggtc	2100
tggtaagcac aacctgcag aatgaagccc gtcgtctgcg tgccgaacgc tggaaaagcgg	2160
aaaaacagga agggatggct gaggtcgccc ggtttattga aatgaacggc tcttttgctg	2220
acgagaacag gggctggtga aatgcagttt aaggtttaca octataaaag agagagccgt	2280

-continued

tatcgtctgt	ttgtggatgt	acagagtgat	attattgaca	cgccccggcg	acggatgggtg	2340
atccccctgg	ccagtgccag	tctgctgtca	gataaagtct	cccgtgaact	ttacccgggtg	2400
gtgcatatcg	gggatgaaag	ctggcgcctg	atgaccaccg	atatggccag	tgtgccgggtc	2460
tccgttatcg	gggaagaagt	ggctgatctc	agccaccgcg	aaaatgacat	caaaaaagcc	2520
attaacctga	tgttctgggg	aatataaatg	tcaggctccc	ttatacacag	ccagtctgca	2580
ggtcgacct	agtgactgga	tatgttgtgt	tttacagtat	tatgtagtct	gttttttatg	2640
caaaatctaa	tttaatatat	tgatatttat	atcattttac	gtttctcggt	cagctttctt	2700
gtacaaaagt	gttgataacc	tagactgtgc	catcttctgg	attggccaac	ttaattaatg	2760
tatgaaataa	aaggatgcac	acatagtgc	atgctaata	ctataatgtg	ggcatcaaag	2820
ttgtgtgtta	tgtgtaatta	ctagttatct	gaataaaaga	gaaagagatc	atccatattt	2880
cttatcctaa	atgaatgtca	cgtgtcttta	taattctttg	atgaaccaga	tgcatttcat	2940
taaccaaatac	catatacata	taaatattaa	tcatatataa	ttaatataca	ttgggttagc	3000
aaaaaaatac	tagtctaggt	gtgttttgcg	aattcgatat	caagcttgat	gggtaccggc	3060
gcgcccgate	atccggatat	agttctctct	ttcagcaaaa	aaccctcaa	gacccttta	3120
gaggcccaaa	gggttatgca	tagttattgc	tcagcgttgg	cagcagccaa	ctcagcttcc	3180
tttcgggctt	tgttagcagc	cggtatgcat	caagctgtac	ctcactattc	ctttgcctc	3240
ggacgagtgc	tggggcgtcg	gtttccacta	tcggcgagta	cttctacaca	gccatcggtc	3300
cagacggccg	cgcttctgcg	ggcgatttgt	gtacgcccga	cagtcccggc	tccggatcgg	3360
acgattgcgt	cgcatcgacc	ctgcgcccc	gctgcatcat	cgaaattgcc	gtcaaccaag	3420
ctctgataga	gttggatcaag	accaatgcgg	agcatatacg	cccggagccg	cgccgatcct	3480
gcaagctccg	gatgcctccg	ctcgaagtgc	cgctctgctc	gctccatata	agccaaccac	3540
ggcctccaga	agaagatggt	ggcgacctcg	tattgggaat	cccgaacat	cgctcgtctc	3600
cagtcaatga	ccgtgtttat	gcggccattg	tccgtcagga	cattgttggg	gccgaaatcc	3660
gcgtgcacga	ggtgccggac	ttcggggcag	tcctcggccc	aaagcatcag	ctcatcgaga	3720
gectgcgcga	cgagcgcact	gacgggtgct	tccatcacag	tttgccagtg	atacacatgg	3780
ggatcagcaa	tcgcccata	gaaatcacgc	catgtagtgt	attgaccgat	tccttgcggg	3840
ccgaatgggc	cgaacccgct	cgtctggcta	agatcggccg	cagcgatcgc	atccatagcc	3900
tccgcgaccg	gctgcagaac	agcgggcagt	tcggtttcag	gcaggctttg	caacgtgaca	3960
ccctgtgcac	ggcgggagat	gcaataggtc	aggctctcgc	tgaattcccc	aatgtcaagc	4020
acttccggaa	tcgggagcgc	ggccgatgca	aagtgccgat	aaacataacg	atctttgtag	4080
aaaccatcgg	cgcagctatt	taccgcaggg	acatatccac	gccctcctac	atcgaagctg	4140
aaagcacgag	attcttgcgc	ctccgagagc	tgcacaggtg	cgagagcgtc	gtcgaacttt	4200
tcgatcagaa	acttctcgac	agacgtcgcg	gtgagtccag	gcttttccat	gggtatatct	4260
ctttcttaaa	gttaaaaaaa	attattttct	gagggaaacc	gttgtggtct	ccctatagtg	4320
agtcgatta	atttcgctgg	atcgagatct	gatcaacctg	cattaatgaa	tcggccaacg	4380
cgcggggaga	ggcggtttgc	gtattggcgc	ctcttccgct	tcctcgtcca	ctgactcgct	4440
gcgctcggtc	gttcggctgc	ggcgagcggg	atcagctcac	tcaaaggcgg	taatacgggt	4500
atccacagaa	tcaggggata	acgcaggaaa	gaacatgtga	gcaaaaggcc	agcaaaaggc	4560

-continued

caggaaccgt	aaaaaggccg	cgttgctggc	gtttttccat	aggctccgcc	ccctgacga	4620
gcatcacaaa	aatcgacgct	caagtcagag	gtggcgaaac	ccgacaggac	tataaagata	4680
ccaggcgttt	ccccctggaa	gctccctcgt	gcgctctcct	gttccgaccc	tgccgcttac	4740
cggatacctg	tccgectttc	tcccttcggg	aagcgtggcg	ctttctcaat	gctcacgctg	4800
taggtatctc	agttcgggtg	aggctgctcg	ctccaagctg	ggctgtgtgc	acgaaccccc	4860
cgttcagccc	gaccgctcgc	ccttatccgg	taactatcgt	cttgagtcca	acccggtaa	4920
acacgactta	tgcacctgg	cagcagccac	tggtaacagg	attagcagag	cgaggatgt	4980
aggcgggtgct	acagatttct	tgaagtgggt	gcctaactac	ggctacacta	gaaggacagt	5040
atttggtatc	tcgctctgc	tgaagccagt	taccttcgga	aaaagagttg	gtagctcttg	5100
atccggcaaa	caaacaccg	ctggtagcgg	tggttttttt	gtttgcaagc	agcagattac	5160
gcgcagaaaa	aaagatctc	aagaagatcc	tttgatcttt	tctacggggt	ctgacgctca	5220
gtggaacgaa	aactcacgtt	aagggathtt	ggcatgaca	ttaacctata	aaaataggcg	5280
tatcacgagg	cccttctgc	tcgctcgttt	cggtgatgac	ggtgaaaacc	tctgacacat	5340
gcagctcccc	gagacggtca	cagcttgtct	gtaagcggat	gccgggagca	gacaagccc	5400
tcagggcgcg	tcagcgggtg	ttggcgggtg	tcggggctgg	cttaactatg	cgccatcaga	5460
gcagattgta	ctgagagtgc	accatattga	catattgtcg	ttagaacgcg	gctacaatta	5520
atacataaac	ttatgtatca	tacacatacg	atthaggtga	cactatagaa	cggcgcgcca	5580
agctgggtct	agaactagaa	acgtgatgcc	acttgttatt	gaagtcgatt	acagcatcta	5640
ttctgtttta	ctatttataa	ctttgccatt	tctgactttt	gaaaactatc	tctggatttc	5700
ggatcgcctt	tgtgaagatc	gagcaaaaga	gacgttttgt	ggacgcaatg	gtccaaatcc	5760
gttctacatg	aacaaattgg	tcacaatttc	cactaaaagt	aaataaatgg	caagttaaaa	5820
aaggaatatg	cattttactg	attgcctagg	tgagctcaa	gagaagtga	atctacacgt	5880
ctaccaaccg	ctaaaaaaag	aaaaacattg	aatatgtaac	ctgattccat	tagcttttga	5940
cttcttcaac	agattctcta	cttagatttc	taacagaaat	attattacta	gcacatcatt	6000
ttcagtctca	ctacagcaaa	aaatccaacg	gcacaataca	gacaacagga	gatatcagac	6060
tacagagata	gatagatgct	actgcatgta	gtaagttaaa	taaaaggaaa	ataaaatgtc	6120
ttgctaccaa	aactactaca	gactatgatg	ctcaccacag	gccaaatcct	gcaactagga	6180
cagcattatc	ttatatatat	tgtacaaaac	aagcatcaag	gaacatttgg	tctaggcaat	6240
cagtacctcg	ttctaccatc	accctcagtt	atcacatcct	tgaaggatcc	attactggga	6300
atcatcggca	acacatgctc	ctgatggggc	acaatgacat	caagaaggta	ggggccaggg	6360
gtgtccaaca	ttctctgaat	tgccgctcta	agctcttctc	tcttcgtcac	tcgctgctgc	6420
ggtatcccac	aagcatcagc	aaacttgagc	atgtttggga	atatctcgtc	ctcgttagac	6480
ggatctccaa	gatagggtgtg	agctctattg	gacttgtaga	acctatcctc	caactgaacc	6540
accataccca	aatgctgatt	gttcaacaac	aatatcttaa	ctgggagatt	ctccactctt	6600
atagtgggcca	actcctgaac	attcatgatg	aaactacat	ccccatcaat	gtcaaccaca	6660
acagccccag	ggttagcaac	agcagcacca	atagccgcag	gcaatccaaa	acccatggct	6720
ccaagacccc	ctgaggtcaa	ccactgcctc	ggtctcttgt	acttgtaaaa	ctgcgcagcc	6780
cacatttgat	getgcccac	cccagtacta	acaatagcat	ctccattagt	caactcatca	6840

-continued

agaacctcga tagcatgctg cggagaaaac gcgtcctgga atgtcttgta acctaatgga 6900
aacttggttt tctgcacatt aatctcttct ctccaacctc caagatcaaa cttaccctcc 6960
actcctttct cctccaaaat catattaatt cccttcaagg ccaacttcaa atccgcgcaa 7020
accgacacgt gcgcctgctt gttcttccca atctcggcag aatcaatc atgtgaaaca 7080
atcttagccc tactagcaaa agcctcaagc ttcccagtaa cacggtcac aaaccttacc 7140
ccaaaggcaa gcaacaaatc actattgtca acagcatagt tagcataaac agtaccatgc 7200
ataccagca tctgaaggga atattcatca ccaataggaa aagttccaag acccattaaa 7260
gtgctagcaa cgggaatacc agtgagtca acaaagcgc tcaattcagc actggaattc 7320
aaactgccac cgccgacgta gagaaacggc ttttggcct ccatgatgag tctgacaatg 7380
tgttccaatt gggcctcggc gggggcctg ggcagcctgg cgaggtaacc ggggaggtta 7440
acgggctcgt cccaattagg cacggcagat tgctgctgaa cgtcttggg aatgctgatg 7500
aggaccggac cggggcggcc ggaggtggcg acgaagaag cctcggcgac gacgcggggg 7560
atgtcgtcga cgtcaggat gaggtagtgt tgcttctgta tggatctgct cacctccacg 7620
atcgggggtt ctggaaggc gtcggtgccg atcatccggc gggcgacctg gccgggtgatg 7680
gcgacgactg ggacgctgtc cattaagcgc tcggcgaggc cgctcacgag gttggtggcg 7740
cggggccgg aggtgccaat gcagacgcgc gggaggccgg aggaacgcgc gtagccttcg 7800
gcggggaaga cgccgcctg ctctggcgc gggagcacgt tcgggatggc ggcggagcgc 7860
gtgagcgcct ggtggtctc catcgacgca ccgccgggt acgcgaacac cgtcgtcacg 7920
cctgcctct ccagcgcctc cacaaggatg tccgcgcct tcgaggttc gccggaggcg 7980
aacctgtaca cgaagggtc cgtggtcggc gcttcttgg tgaaggcgc cgcctggggg 8040
ggtttggaga tggaacattt gatattgaga gcgtggttg gtttggtag ggtttgatga 8100
gagagagggg ggtggtatct agtaatcgt ttggggaagg tggggtgta agaggaagaa 8160
gagaatcggg tggttctgga agcggtgcc gccatttgt tgtgtggcat ggttatactt 8220
caaaaactgc acaacaagcc tagagttagt acctaaacag taaattaca acagagagca 8280
aagacacatg caaaaattc agccataaaa aaagtataa tagaattaa agcaaaagtt 8340
tcatttttta aacatatata caaacaact ggatttgaag gaaggatta attcccctgc 8400
tcaaagttg aattcctatt gtgacctata ctgaataaa attgaagcct aaggaatgta 8460
tgagaaacaa gaaaacaaaa caaaactaca gacaaacaag tacaattaca aaattcgtca 8520
aaattctgta atcaccaaac cccatctcag tcagcacaag gcccaaggtt tattttgaag 8580
taaaaaaaaa gtgattttat ttctcataag ctaaaagaaa gaaaggcaat tatgaaatga 8640
ttctgactag atctgaaagt caaacgcgta ttccgcagat attaaagaaa gagtagagtt 8700
tcacatggat cctagatgga ccagttgag gaaaaagcaa ggcaagcaa accagaagtg 8760
caagatccga aattgaacca cggaatctag gatttggtag agggagaaga aaagtacctt 8820
gagaggtaga agagaagaga agagcagaga gatatatgaa cgagtgtgtc ttggtctcaa 8880
ctctgaagcg atacgagttt agaggggagc attgagttcc aatttatagg gaaaccgggt 8940
ggcaggggtg agttaatgac ggaaaagccc ctaagtaacg agattggatt gtgggttaga 9000
ttcaaccggt tgcateccgc gcttagattg gggagtcag agtgaatctc aaccgttgac 9060
tgagttgaaa attgaaatgta gcaaccaatt gagccaacc cagccttgc cctttgattt 9120

-continued

 tgatttggtt gttgcatact tt 9142

<210> SEQ ID NO 31
 <211> LENGTH: 49911
 <212> TYPE: DNA
 <213> ORGANISM: artificial
 <220> FEATURE:
 <223> OTHER INFORMATION: vector

<400> SEQUENCE: 31

gtgcagcgtg acccggctcg gcccctctct agagataatg agcattgcat gtctaagtta	60
taaaaaatta ccacatattt tttttgtcac acttgtttga agtgcagttt atctatcttt	120
atacatatat ttaaacttta ctctaogaat aatataatct atagtactac aataatatca	180
gtgttttaga gaatcatata aatgaacagt tagacatggg ctaaaggaca attgagtatt	240
ttgacaacag gactctacag ttttatcttt ttagtgtgca tgtgttctcc tttttttttg	300
caaatagcct cacctatata atacttcac cttttatta gtacatccat ttagggttta	360
gggttaatgg tttttataga ctaatttttt tagtacctct attttattct attttagcct	420
ctaaattaag aaaactaaaa ctctatttta gtttttttat ttaataattt agatataaaa	480
tagaataaaa taaagtgact aaaaattaaa caaataccct ttaagaaatt aaaaaacta	540
aggaaacatt tttcttggtt cgagtagata atgccagcct gttaaacgcc gtgcagcagt	600
ctaacggaca ccaaccagcg aaccagcagc gtcgcgtcgg gccaaagcga gcagacggca	660
cggcatctct gtcgctgcct ctggaccct ctcgagagtt ccgctccacc gttggacttg	720
ctccgctgtc ggcatccaga aattgcgtgg cggagcggca gacgtgagcc ggcacggcag	780
gcgccctcct cctcctctca cggcaaggca gctacggggg attcctttcc caccgctcct	840
tcgctttccc ttcctcgccc gccgtaataa atagacacc cctccacacc ctctttcccc	900
aaactcgtgt tgttcggagc gcacacacac acaaccagat ctccccaaa tccaccgtc	960
ggcaccctcg cttcaaggta cgcgctcgt cctccccccc ccccccctctc taccttctct	1020
agatcggcgt tccggcccat ggttagggcc cggtagttct actctgttcc atgtttgtgt	1080
tagatcgtgt tttgtgttag atccgtgctg ctacggttcg tacacggatg cgacctgtac	1140
gtcagacacg ttctgattgc taacttgcca gtgtttctct ttggggaatc ctgggatggc	1200
tctagccggt ccgcagacgg gatcgaattc atgatttttt ttgtttcgtt gcataggggt	1260
tggtttgccc ttttctttaa tttcaatata tgccgtgcac ttgtttgtcg ggtcatcttt	1320
tcatgctttt ttttgtcttg gttgtgatga tgtggtctgg ttggcggtc gttctagatc	1380
ggagtagaat tctgtttcaa actacctggt ggatttatta attttggatc tgtatgtgtg	1440
tgccatacat attcatagtt acgaattgaa gatgatggat ggaaatatcg atctaggata	1500
ggtatacatg ttgatcgggg ttttaactgat gcataacag agatgctttt tgttcgcttg	1560
gttgtgatga tgtggtgtgg ttggcggtc gttcattcgt tctagatcgg agtagaatac	1620
tgtttcaaac tacctgggtg atttattaat tttggaactg tatgtgtgtg tcatacatct	1680
tcatagttac gagtttaaga tggatggaaa tatcgatcta ggataggtat acatgttgat	1740
gtgggtttta ctgatgcata tacatgatgg catatgcagc atctattcat atgctctaac	1800
cttgagtacc tatctattat aataaacaag tatgttttat aattattttg atcttgatat	1860
acttggatga tggcatatgc agcagctata tgtggatttt tttagccctg ccttcatacg	1920

-continued

ctatattatt	gcttggtact	gtttcttttg	tcgatgctca	ccctggtggt	tggtggtact	1980
tctgcaggtc	gactctagag	gatccacaag	tttgtacaaa	aaagctgaac	gagaaacgta	2040
aaatgatata	aatatcaata	tattaaatta	gattttgcat	aaaaaacaga	ctacataata	2100
ctgtaaaaca	caacatatcc	agtcactatg	gcggccgcat	taggcacccc	aggctttaca	2160
ctttatgctt	ccggctcgta	taatgtgtgg	atthtgagtt	aggatttaaa	tacgcgttga	2220
tccggcttac	taaaagccag	ataacagtat	gcgtatthgc	gcgctgattt	ttgcggtata	2280
agaatatata	ctgatatgta	tacccgaagt	atgtcaaaaa	gaggtatgct	atgaagcagc	2340
gtattacagt	gacagttgac	agcgacagct	atcagttgct	caaggcatat	atgatgtcaa	2400
tatctccggt	ctggtaagca	caacatgca	gaatgaagcc	cgtcgtctgc	gtgccgaacg	2460
ctggaaagcg	gaaaatcagg	aagggatggc	tgaggtcgcc	cggtttattg	aaatgaacgg	2520
ctcttttct	gacgagaaca	ggggctggtg	aatgcagtt	taaggtttac	acctataaaa	2580
gagagagccg	ttatcgtctg	tttgtggatg	tacagagtga	tatcattgac	acgcccggtc	2640
gacggatggt	gatccccctg	gccagtgcac	gtctgctgtc	agataaagtc	tcccgtgaac	2700
tttaccgggt	ggtgcatatc	ggggatgaaa	gctggcgcat	gatgaccacc	gatatggcca	2760
gtgtgccggt	ctccgttate	gggaagaag	tggctgatct	cagccaccgc	gaaaatgaca	2820
tcaaaaacgc	cattaacctg	atgttctggg	gaatataaat	gtcaggctcc	cttatacaca	2880
gccagctctc	aggtcgacca	tagtgactgg	atatgtttg	ttttacagta	ttatgtagtc	2940
tgthttttat	gaaaaatcta	atttaataata	ttgatattta	tatcatttta	cgtttctcgt	3000
tcagctttct	tgtacaaaag	ggtgttaacc	tagacttgtc	catcttctgg	attggccaac	3060
ttaattaagt	tatgaaataa	aaggatgcac	acatagtgac	atgctaataca	ctataatgtg	3120
ggcatcaaa	ttgtgtgta	tgtgtaatta	ctagttatct	gaataaaaga	gaaagagatc	3180
atccatattt	cttatectaa	atgaatgtca	cgtgtcttta	taattctttg	atgaaccaga	3240
tgcatttcat	taaccaaate	catatacata	taaatattaa	tcatatataa	ttaatatcaa	3300
ttgggttagc	aaaacaaate	tagtctaggt	gtgttttgcg	aattgcggcc	gccaccgagg	3360
tggagctcga	attccggctc	gggtcacctt	tgtccaccaa	gatggaactg	cggccgctca	3420
ttaattaagt	caggcgcgcc	tctagttgaa	gacacgttca	tgtcttcate	gtaagaagac	3480
actcagtagt	cttcggccag	aatggccatc	tggattcagc	aggcctagaa	ggccatttaa	3540
atcctgagga	tctggtcttc	ctaaggaccc	gggatategg	accgattaaa	ctttaattcg	3600
gtccgaagct	tgcattgctg	cagtgacgcg	tgaccggctc	gtgccctctc	ctagagataa	3660
tgagcattgc	atgtctaagt	tataaaaaat	taccacatat	thtttttgct	acacttgtht	3720
gaagtgcagt	ttatctatct	ttatacatat	atttaaaact	tactctacga	ataatataat	3780
ctatagtact	acaataaata	cagtgthtta	gagaatcata	taaatgaaca	gthtagacatg	3840
gtctaaagga	caattgagta	thttgacaac	aggactctac	agthttatct	thttagthtg	3900
catgtgthct	ctthttthtt	tgcaaatagc	thcacctata	taataacttca	tccattthtt	3960
tagthacatcc	atthagggtt	tagggthta	ggtthttata	gactaathtt	thtagthacat	4020
ctatthttatt	ctatthttagc	ctctaaatta	agaaaactaa	aactctatth	tagthttthtt	4080
atthtaataat	thtagatataa	aatagaataa	aataaagthga	ctaaaaatta	aacaaatacc	4140
ctthtaagaaa	thaaaaaaac	taaggaaaca	thttthctthg	thcgagthaga	taathgcccagc	4200

-continued

ctgttaaacg cegtcgacga gtctaacgga caccaaccag cgaaccagca gcgtcgcgtc 4260
gggccaagcg aagcagacgg cacggcatct ctgtcgcgtc ctctggaccc ctctcgagag 4320
ttccgctcca cegttggact tgctcogctg tcggcatcca gaaattgcgt ggcggagcgg 4380
cagacgtgag ceggcacggc aggcggcctc ctccctctct caeggcaccg gcagctacgg 4440
gggattcctt tcccaccgct ccttcgcttt cccttcctcg cccgccgtaa taaatagaca 4500
ccccctccac accctcttcc cccaacctcg tgttgttcgg agcgcacaca cacacaacca 4560
gatctccccc aaatccaccc gtccggcact ccgcttcaag gtaegccgct cgtcctcccc 4620
cccccccctc tctacctctc ctagatcggc gttccggctc atgcatggtt agggcccggg 4680
agttctactt ctgttcatgt ttgtgttaga tccgtgttg tgttagatcc gtgctgctag 4740
cgttcgtaca cggatcgcac ctgtacgtca gacacgttct gattgctaac ttgccagtgt 4800
ttctctttgg ggaactctgg gatggctcta gccgttccgc agacgggatc gatttcatga 4860
ttttttttgt ttcgttgcat agggtttggg ttgccctttt cctttatttc aatatatgcc 4920
gtgcacttgt ttgtcgggtc atccttttcat gctttttttt gtcttggttg tgatgatgtg 4980
gtctggttgg gcggtcgttc tagatcggag tagaattctg tttcaacta cctggtggat 5040
ttattaattt tggatctgta tgtgtgtgcc atacatattc atagttacga attgaagatg 5100
atggatggaa atatcgatct aggataggtg tacatgttga tgcggggttt actgatgcat 5160
atacagagat gctttttggt cgcttggttg tgatgatgtg gtgtggttgg gcggtcgttc 5220
attcgttcta gatcggagta gaatactgtt tcaactacc tgggtgattt attaattttg 5280
gaactgtatg tgtgtgtcat acatcttcat agttacgagt ttaagatgga tggaaatc 5340
gatctaggat aggtatacat gttgatgtgg gttttactga tgcataata tgatggcata 5400
tgcagcatct attcatatgc tctaaccttg agtacctatc tattataata aacaagtatg 5460
ttttataatt attttgatct tgatatactt ggatgatggc atatgcagca gctatatgtg 5520
gattttttta gcctgcctt catacgetat ttatttgctt ggtactgttt cttttgtcga 5580
tgctcaccct gttgtttggg gttacttctg caggtcgcact ttaacttagc ctaggatcca 5640
cagcacacca tgtccccga gcgcgcgcc gtcgagatcc gcccgccac cgcgcgcgac 5700
atggccgcgc tgtgcgacat cgtgaaccac tacatcgaga cctccaccgt gaacttccgc 5760
accgagccgc agaccccga ggagtggatc gacgacctgg agcgcctcca ggaccgctac 5820
ccgtggctcg tggccaggtt ggaggcgtg gtggccgca tcgcctacgc cggcccgtgg 5880
aaggcccga acgcctacga ctggaocgtg gagtccaccg tgtacgtgtc ccaocgccac 5940
cagcgcctcg gcctcggctc caccctctac acccacctcc tcaagagcat ggaggcccag 6000
ggcttcaagt cegtggtggc cgtgatcggc ctcccgaacg acccgctcgt gcgcctccac 6060
gaggccctcg gctacaccgc ccgcggcacc ctccgcgcgc cggctacaa gcaocggcggc 6120
tggcacgacg tggcttctg gcagecgcac ttcgagctgc cggcccgcgc gcgcccgtg 6180
cgcccgtgta cgcagatctg agtcgaaacc tagacttgtc catcttctgg attggccaac 6240
ttaattaatg tatgaaataa aaggatgcac acatagtgc atgctaata ctataatgtg 6300
ggcatcaaaq ttgtgtgtta tgtgtaatta ctagtatct gaataaaaga gaaagagatc 6360
atccatattt ctatcctaa atgaatgtca cgtgtcttta taattctttg atgaaccaga 6420
tgcatttcat taaccaaac catatacata taaatattaa tcatatataa ttaatatcaa 6480

-continued

ttgggtagc aaaacaaatc tagtctaggt gtgttttgcg aattgcggcc gccaccgcgg 6540
tggagctcga attcattccg attaatcgtg gcctcttgct cttcaggatg aagagctatg 6600
tttaaacgtg caagcgctac tagacaattc agtacattaa aaacgtccgc aatgtgttat 6660
taagttgtct aagcgtcaat ttggtttaca ccacaatata tcctgccacc agccagccaa 6720
cagctccccg accggcagct cggcacaaaa tcaccactcg atacaggcag cccatcagtc 6780
cgggacggcg tcagcgggag agccgttgta aggcggcaga ctttgctcat gttaccgatg 6840
ctattcggaa gaacggcaac taagctgccg ggtttgaac acggatgatc tcgcggaggg 6900
tagcatgttg attgtaacga tgacagagcg ttgctgcctg tgatcaaata tcactccct 6960
cgcagagatc cgaattatca gccttcttat tcatttctcg cttaacctg acaggctgtc 7020
gatcttgaga actatgccga cataatagga aatcgctgga taaagccgct gaggaagctg 7080
agtggcgcta tttctttaga agtgaacgtt gacgatcgtc gaccgtacct cgatgaatta 7140
attcggacgt acgttctgaa cacagctgga tacttacttg ggcgattgtc atacatgaca 7200
tcaacaatgt acccgtttgt gtaaccgtct cttggagggt cgtatgacac tagtggttcc 7260
cctcagcttg cgactagatg ttgaggccta acattttatt agagagcagg ctagtgtgctt 7320
agatacatga tcttcaggcc gttatctgtc agggcaagcg aaaattggcc atttatgacg 7380
accaatgccc cgcagaagct cccatctttg ccgccataga cgcgcgccc ccttttggg 7440
gtgtagaaca tccttttggc agatgtggaa aagaagttcg ttgtcccatt gttggcaatg 7500
acgtagtagc cggcgaagt gcgagacca tttgcgtat atataagcct acgatttccg 7560
ttgcgactat tgtcgtaat ggatgaacta ttatcgtagt tgcctcaga gttgtcgtaa 7620
ttgatggac tattgtcgta attgcttatg gagttgtcgt agttgcttg agaaatgctg 7680
tagttggatg gggagtatg ataggaaga cgagcttcat cactaaaac aattggcagg 7740
tcagcaagt cctgccccga tgccatcgca agtacgaggc ttagaacac cttcaacaga 7800
tcggcatag tcttccccag ctctctaacg cttgagttaa gccgcgccc gaagcggcgt 7860
cggcttgaac gaattgttag acattattg ccgactacct tggatgatctc gccttccag 7920
tagtgaacaa attcttccaa ctgatctgag cgcgaggcca agcgatcttc ttgtccaaga 7980
taagcctgcc tagcttcaag tatgaagggc tgatactggg ccggcaggcg ctccattgcc 8040
cagtcggcag cgacatcctt cggcgcgatt ttgcccgtta ctgcgctgta ccaaatgcgg 8100
gacaacgtaa gcactacatt tcgctcatcg ccagcccagt cggcggcga gttccatagc 8160
gttaaggttt catttagcgc ctcaaataga tcctgttcag gaaccggatc aaagagttcc 8220
tccgcgctg gacctacaa ggcaacgcta tgttctcttg cttttgtcag caagatagcc 8280
agatcaatgt cgatcgtggc tggctogaag atacctgcaa gaatgtcatt gcgctgcat 8340
tctccaaatt gcagttcgcg cttagctgga taacgccacg gaatgatgct gtcgtgcaca 8400
acaatggtga cttctacagc gcggagaatc tcgctctctc caggggaagc cgaagtttcc 8460
aaaaggctgt tgatcaaacg tcgcccgtt gtttcatcaa gccttacagt caccgtaacc 8520
agcaaatcaa tatcactgtg tggctcagc ccgccatcca ctgcggagcc gtacaaatgt 8580
acggccagca acgctcgttc gagatggcgc tcgatgacgc caactacctc tgatagttga 8640
gtcgatactt cggcgatcac cgcttccctc atgatgttga actcctgaat taagccgcgc 8700
cgcgaagcgg tgtcggcttg aatgaattgt taggcgtcat cctgtgctcc cgagaaccag 8760

-continued

taccagtaca	tcgctgttcc	gttcgagact	tgaggcttag	ttttatacgt	gaacagggtca	8820
atgccgccga	gagtaaagcc	acattttgcy	tacaaattgc	aggcagggtac	attgttcggt	8880
tgtgtctcta	atcgatagcc	aaggagctgt	ctgcttagtg	cccacttttt	cgaaaattcg	8940
atgagactgt	gcgcgactcc	tttgectcgg	tgcggtgctg	acacaacaat	gtgttcgata	9000
gaggctagat	cgttccatgt	tgagttgagt	tcaatcttcc	cgacaagctc	ttggctcgatg	9060
aatgcgccat	agcaagcaga	gtcttcatca	gagtcacat	ccgagatgta	atccttccgg	9120
taggggtcct	cacttctggt	agatagttca	aagccttggg	cggatagggtg	cacatcgaa	9180
acttcacgaa	caatgaaatg	gttctcagca	tccaatgttt	ccgccacctg	ctcagggatc	9240
accgaaatct	tcatatgacg	cctaacgcct	ggcacagcgg	atcgcaaacc	tgcgcgggct	9300
tttggcacia	aaggcggtgac	aggtttgcga	atccggttct	gccacttggg	aacccttttg	9360
ccagatttgg	taactataat	ttatgttaga	ggcgaagtct	tggttaaaaa	ctggcctaaa	9420
attgctgggg	atttcaggaa	agtaaacatc	accttccggc	tcgatgtcta	ttgtagatat	9480
atgtagtgtg	tctacttgat	cgggggatct	gctgcctcgc	gcgtttcggg	gatgacgggtg	9540
aaaacctctg	acacatgcag	ctccccgaga	cggtcacagc	ttgtctgtaa	gcggatgccg	9600
ggagcagaca	agcccgtcag	ggcgcgtcag	cggtgttggg	cggtgtcggg	ggcgcagcca	9660
tgaccagtc	acgtagcgat	agcggagtgt	atactggctt	aactatgcgg	catcagagca	9720
gattgtactg	agagtgcacc	atatgcgggtg	tgaataaccg	cacagatgcg	taaggagaaa	9780
ataccgcate	aggcgctctt	ccgcttcttc	gctcactgac	tcgctgcgct	cggtcgttcg	9840
gctgcggcga	gcggtatcag	ctcactcaaa	ggcggtaata	cggttatcca	cagaatcagg	9900
ggataaacgca	ggaaagaaca	tgtgagcaaa	aggccagcaa	aaggccagga	accgtaaaaa	9960
ggcgcggttg	ctggcgtttt	tccatagget	ccgccccct	gacgagcatc	acaaaaatcg	10020
acgctcaagt	cagaggtggc	gaaacccgac	aggactataa	agataccagg	cgtttcccc	10080
tggaagctcc	ctcgtgcgct	ctcctgttcc	gaccctgcgc	cttaccggat	acctgtccgc	10140
ctttctccct	tcgggaagcg	tggcgcttcc	tcatagctca	cgctgtaggt	atctcagttc	10200
ggtgtaggtc	gttcgctcca	agctgggctg	tgtgcacgaa	cccccgcttc	agcccagaccg	10260
ctgcccctta	tccggtaact	atcgtcttga	gtccaaccgc	gtaagacacg	acttatcgcc	10320
actggcagca	gccactggta	acaggattag	cagagcgagg	tatgtaggcg	gtgctacaga	10380
gttcttgaag	tggtggccta	actacggcta	cactagaagg	acagtatttg	gtatctgcgc	10440
tctgtgtaag	ccagttacct	tcggaaaaag	agttggtagc	tcttgatccg	gcaaacaaac	10500
caccgctggt	agcgggtggt	tttttgttgg	caagcagcag	attacgcgca	gaaaaaaagg	10560
atctcaagaa	gatcctttga	tcttttctac	ggggtctgac	gctcagtgga	acgaaaactc	10620
acgtaagggg	attttggtea	tgagattatc	aaaaaggatc	ttcacctaga	tccttttaaa	10680
ttaaaaatga	agttttaaat	caatctaaag	tatatatgag	taaacttggg	ctgacagtta	10740
ccaatgctta	atcagtgagg	cacctatctc	agcgatctgt	ctatttcggt	catccatagt	10800
tgctgactc	cccgtcgtgt	agataactac	gatacgggag	ggcttaccat	ctggccccag	10860
tgctgcaatg	ataccgcgag	accacgcctc	accggctcca	gatttatcag	caataaacca	10920
gccagccgga	agggccgagc	gcagaagtgg	tcctgcaact	ttatccgctc	ccatccagtc	10980
tattaattgt	tgccgggaag	ctagagtaag	tagttcgcca	gttaatagtt	tgcgcaacgt	11040

-continued

tgttgccatt gctgcagggg gggggggggg gggggacttc cattgttcat tccacggaca 11100
aaaaacagaga aaggaaacga cagaggccaa aaagcctcgc tttcagcacc tgtcgtttcc 11160
tttcttttca gagggatatt taaataaaaa cattaagtta tgacgaagaa gaacggaaac 11220
gccttaaacc ggaaaathtt cataaatagc gaaaaccgcg gaggtcgccg ccccgtaacc 11280
tacctgtcgg atcaccggaa aggaccgta aagtgataat gattatcatc tacatatcac 11340
aacgtgcgtg gaggccatca aaccacgtca aataatcaat tatgacgcag gtatcgtatt 11400
aattgatctg catcaactta acgtaaaaac aacttcagac aatacaaatc agcgacactg 11460
aatacggggg aacctcatgt cccccccccc cccccccctg caggcatcgt ggtgtcacgc 11520
tcgtcgtttg gtatggcttc attcagctcc gggtcccaac gatcaaggcg agttacatga 11580
tccccatgt tgtgcaaaaa agcggtttagc tccttcggtc ctcgatcgt tgcagaagt 11640
aagttggccg cagtgttacc actcatggtt atggcagcac tgcataatc tcttactgtc 11700
atgcatccg taagatgctt ttctgtgact ggtgagtagt caaccaagtc attctgagaa 11760
tagtgtatgc ggcgaccgag ttgtctctgc ccggcgtcaa cacgggataa taccgcgcca 11820
catagcagaa ctttaaaagt gctcatcatt ggaaaacgtt cttcggggcg aaaactctca 11880
aggatcttac cgctgttaga atccagttcg atgtaacca ctcgtgcacc caactgatct 11940
tcagcatctt ttactttcac cagcgtttct gggtgagcaa aaacaggaag gcaaaatgcc 12000
gcaaaaaagg gaataagggc gacacggaaa tgttgaatac tcatactctt cctttttcaa 12060
tattatgaa gcatttatca gggttattgt ctcatgagcg gatacatatt tgaatgtatt 12120
tagaaaaata aacaaatagg ggttccgcgc acatttcccc gaaaagtgcc acctgacgtc 12180
taagaaacca ttattatcat gacattaacc tataaaaata ggcgatcac gaggccttt 12240
cgtcttcaag aattcggagc ttttgccatt ctcaccgat tcagtcgtca ctcatggtga 12300
tttctcactt gataacctta tttttgacga ggggaaatta ataggttgta ttgatgttg 12360
acgagtcgga atcgcagacc gataccagga tcttgccatc ctatggaact gcctcgggtga 12420
gttttctcct tcattacaga aacggctttt tcaaaaatat ggtattgata atcctgatat 12480
gaataaattg cagtttcatt tgatgctcga tgagttttc taatcagaat tggtaattg 12540
gttgaacac tggcagagca ttacgctgac ttgacgggac ggcggcttg ttgaataaat 12600
cgaacttttg ctgagtgtaa ggatcagatc acgcatcttc ccgacaacgc agaccgttcc 12660
gtggcaaagc aaaagttcaa aatcaaccaac tggtcacctt acaacaaagc tctcatcaac 12720
cgtggtcccc tcactttctg gctggatgat ggggcgattc aggcctggtg tgagtcagca 12780
acaccttctt cacgaggcag acctcagcgc cagaaggccg ccagagaggc cgagcgcggc 12840
cgtgaggcct ggacgtagg gcagggatg aaaaagcccg tagcgggctg ctacgggctg 12900
ctgacgcggt gaaaagggg aggggatggt gtctacatgg ctctgctgta gtgagtggt 12960
tgcgctccgg cagcggctct gatcaatcgt caccctttct cggctcttca acgttctga 13020
caacgagcct ccttttcgcc aatccatcga caatcaccgc gagtccctgc tcgaacgctg 13080
cgtccggacc ggcttcgctg aaggcgtcta tcgcccggcc caacagcggc gagagcggag 13140
cctgttcaac ggtgccgcgc cgctcgcggc catcgcctgc gccggcctgc tcctcaagca 13200
cggccccaac agtgaagtag ctgattgtca tcagcgcatt gacggcgtcc ccggccgaaa 13260
aacccgcctc gcagaggaag cgaagctgcg cgtcggccgt ttccatctgc ggtgcgccc 13320

-continued

gtcgcgtgcc ggcattgatg cgcgcgccat cgcggtaggc gagcagcgcc tgcctgaagc 13380
tgcgggcatt cccgatcaga aatgagcgcc agtcgtcgtc ggctctcggc accgaatgcg 13440
tatgattctc cgcagcatg gcttcggcca gtgcgtcagc cagcgcgccg tttctcctga 13500
agtgccagta aagcgcggc tgcctgaacc ccaaccgttc cgcagattg cgtgctgca 13560
gaccgtctac gccgacctcg ttcaacaggt ccaggcgccg acggatcact gtattcggct 13620
gcaactttgt catgcttgac actttatcac tgataaacat aatagtcca ccaacttacc 13680
agtataaag aatccgcgcg ttcaatcggc ccagcggagg ctggtccgga ggccagacgt 13740
gaaacccaac ataccctcga tcgtaattct gagcactgtc gcgctcagcg ctgtcggcat 13800
cggcctgatt atgccggtgc tgcggggcct cctgcgcat ctggttccact cgaacgacgt 13860
caccgccccat tatggcattc tgcctggcgt gtatgcgttg gtgcaatttg cctgcgcacc 13920
tgtgctgggc gcgctgtcgg atcgtttcgg gcggcgccca atcttgcctg tctcgtggc 13980
cggcgccact gtcgactacg ccatcatggc gacagcgcc ttccttggg ttctctatat 14040
cggcgcgatc gtggcggca tcaccggggc gactggggcg gtacccggcg cttatattgc 14100
cgatatacct gatggcagc agcgcgccc gcacttcggc ttcagagcg cctgtttcgg 14160
gttcgggatg gtcgcgggac ctgtgctcgg tgggctgatg ggcggtttct cccccacgc 14220
tcggttcttc gccgcgcgag ccttgaacgg cctcaatttc ctgacgggct gtttcctttt 14280
gccggagtcg cacaaaggcg aacgcggccc gttacgccgg gagctctca acccgctcgc 14340
ttcgttccgg tgggcccggg gcatgaccgt cgtcgcgcc ctgatggcg tcttctcat 14400
catgcaactt gtcggacagc tgcggccgc gctttgggtc attttcggcg aggatcgtt 14460
tcaactggac gcgaccagca tcggcatttc gcttgcgca tttggcattc tgcattcact 14520
cgcccaggca atgateaccg gccctgtagc cgcggcgctc ggcaaaaggc gggcactcat 14580
gctcggaatg attgcccagc gcacaggcta catcctgctt gccttcgca cccgggatg 14640
gatggcgttc ccgatcatg tccgtcttgc ttcgggtggc atcggaatgc cggcgtgca 14700
agcaatggtg tccaggcagc tggatgagga acgtcagggg cagctgcaag gctcactggc 14760
ggcgctcacc agcctgacct cgatecgtcg acccctctc ttcacggcg tctatcggc 14820
ttctataaca acgtggaacg ggtggcatg gattgcagc gctgccctct acttgcctg 14880
cctgcggcg ctgcgtcgcg ggctttggag cggcgcaggg caacgagccg atcgtgatc 14940
gtggaacga taggcctatg ccattcgggt caaggcgact tccggcaagc tatacgcgc 15000
ctaggagtgc ggttgaacg ttggcccagc cagatactcc cgatecagc caggacgcc 15060
atgattttaa gcgactcag cgtctgatcc aagaacaacc atcctagca cccggcggtc 15120
cccggctga gaaagcccag taaggaaaca actgtaggtt cgatecgcga gatcccccg 15180
aaccaaaagg agtaggttaa acccgtccg atcaggccga gccacgccg gccgagaaca 15240
ttggttctc taggcatcgg gattggcgga tcaaacacta aagctactgg aacgagcaga 15300
agtcctcgg ccgccagttg ccaggcggtc aaggtgagca gaggcacggg aggttgccac 15360
ttgggggtca gcacggttc gaacgccatg gaaaccgccc ccgccaggcc cgtgcgacg 15420
ccgacaggat ctagcgtcgc gtttgggtgc aacaccaaca gcgccacgcc cgcagttccg 15480
caaatagccc ccaggaccgc catcaatcgt atcgggttac ctagcagagc ggcagagatg 15540
aacacgacca tcagcggctg cacagocct accgtcgcg cgaacccgcc cggcagggcg 15600

-continued

tagaccgaaa taaacaacaa gctccagaat agcgaaatat taagtgcgcc gaggatgaag 15660
atgcgcatcc accagattcc cgttggaatc tgtcggacga tcatcacgag caataaaccc 15720
gccggcaacg cccgcagcag cataccggcg acccctcggc ctcgctgttc gggtccacg 15780
aaaaacgccc acagatgcgc cttgtgagcg tccttggggc cgtcctctcg tttgaagacc 15840
gacagcccaa tgatctcgcc gtcgatgtag gcgccgaatg ccacggcacc tcgcaaccgt 15900
tcagcgaacg cctccatggg ctttttctcc tcgtgctcgt aaacggaccc gaacatctct 15960
ggagctttct tcagggccga caatcggatc tcgcggaat cctgcacgtc ggccgctcca 16020
agccgtcgaa tctgagcctt aatcaccaatt gtcaatttta atcctctgtt tatcggcagt 16080
tcgtagagcg cgcctgctgt cccgagcgat actgagcga gcaagtgcgt cgagcagtgc 16140
ccgcttggtc ctgaaatgcc agtaaagcgc tggctgctga acccccagcc ggaactgacc 16200
ccacaaggcc ctagcgtttg caatgcacca ggtcatcatt gaccaggcg tgtccacca 16260
ggccgctgcc tcgcaactct tcgcaggctt cgcgcacctg ctcgcccac ttcttcacgc 16320
gggtggaatc cgatccgcac atgagggcga aggtttccag cttgagcggg taeggctccc 16380
ggtgcgagct gaaatagtcg aacatccgtc gggccgtcgg cgacagcttg cggtaactct 16440
cccatatgaa tttcgtgtag tggtcgccag caaacagcac gacgatttcc tcgtcgatca 16500
ggacctggca acgggacggt ttcttgccac ggtccaggac gcggaagcgg tgcagcagcg 16560
acaccgattc caggtgcccc acgcggtcgg acgtgaagcc catcgcctgc gctgttaggc 16620
gcgacaggca ttctcggcc ttcgtgtaat accggccatt gatcgaccag cccaggtcct 16680
ggcaaagctc gtagaacgtg aaggtgatcg gctcgcgat aggggtgcgc ttcgctact 16740
ccaacacctg ctgccacacc agttcgtcat cgtcggcccg cagctcgacg ccggtgtagg 16800
tgatcttcc gtccttggtg acgtggaaaa tgacctgtt ttgcagcgc tcgocggga 16860
ttttctgtt gcgctggtg aacagggcag agcgggcccgt gtcgtttggc atcgctcga 16920
tcgtgtccgg ccacggcgca atatcgaaac aggaaagctg catttcttg atctgctgct 16980
tcgtgtgttt cagcaacgcg gcctgcttg cctcgcctgac ctgttttggc aggtcctcgc 17040
cggcggtttt tcgcttcttg gtcgtcatag ttcctcgcgt gtcgatggtc atcgactteg 17100
ccaaacctgc cgctcctgt tcgagacgac gcgaacgctc cacggcgcc gatggcggg 17160
gcagggcagg gggagccagt tgcacgctgt cgcgctcgat cttggccgta gcttgctgga 17220
ccatcgagcc gacggactgg aaggtttcgc ggggcgcacg catgacggtg cggcttgcca 17280
tggtttcggc atcctcggcg gaaaacccgc cgtcgatcag ttcttgctg tatgccttc 17340
ggtcaaacgt ccgattcatt caccctcctt gcgggattgc cccgactcac gccggggcaa 17400
tgtgccctta ttctgattt gaccgcctg gtgccttggg gtccagataa tccaccttat 17460
cggcaatgaa gtccgtccc tagacgtct ggccgtcct ctcgtacttg gtattccgaa 17520
tcttgccctg cacgaatacc agcgaccctt tgcccaaata cttgocgtgg gcctcgcct 17580
gagagccaaa acactgatg cggagaagt cggtgccctc ctgcttgctg ccggcatcgt 17640
tgccgacctc ttcattaacc gctatatcga aaattgcttg cggcttgta gaattgccat 17700
gacgtacctc ggtgtcacgg gtaagattac cgataaactg gaactgatta tggctcatat 17760
cgaaagtctc cttgagaaag gagactctag tttagctaaa cattgggtcc gctgtcaaga 17820
actttagcgg ctaaaatctt gcgggcccgc accaaagggt cgagggggcg cttccgctgt 17880

-continued

gtacaaccag atatTTTTca ccaacatcct tcgtctgctc gatgagcggg gcatgacgaa 17940
acatgagctg tcggagaggg caggggttcc aatttcgttt ttatcagact taaccaacgg 18000
taaggccaac ccctcgttga aggtgatgga ggccattgcc gacgccctgg aaactcccct 18060
acctcttctc ctggagtcca ccgaccttga ccgcgaggca ctccgaggaga ttgcgggtca 18120
tcctttcaag agcagcgtgc cccccgata cgaacgcata agtgtggttt tgcctgcaca 18180
taaggcgttt atcgtaaaga aatggggcga cgacaccga aaaaagctgc gtggaaggct 18240
ctgacgcca gggttagggc ttgcacttcc ttctttagcc gctaaaacgg ccccttctct 18300
gcgggccctc ggctccgcca tcatatcgac atcctcaacg gaagccgtgc ccgcaatggc 18360
atcgggcccgg tcgcttttga cagttgtttt ctatcagaac ccctacgtcg tgcggttcga 18420
ttagctgttt gtcttgcagg ctaaacactt tcggtataac gtttgcctgt gcgataatgt 18480
tgctaagat ttgttcgta ggggttactg aaaagtgagc gggaaagaag agtttcagac 18540
catcaaggag cgggccaagc gcaagctgga acgcgacatg ggtgcggacc tgttggccgc 18600
gctcaacgac ccgaaaacgg ttgaagtcat gctcaacgag gacggcaagg tgtggcacga 18660
acgccttggc gagccgatgc ggtacatctg cgacatgcgg cccagccagt cgcaggcgat 18720
tatagaaaac gtggccggat tccacggcaa agaggtcacg cggcattcgc ccatcctgga 18780
aggcgagttc cctttgatg gcagccgctt tgccggccaa ttgccgcccg tegtggccgc 18840
gccaaccttt gcgatccga agcgcgaggc cgccatctc acgctggaac agtacgtcga 18900
ggcgggcatc atgaccgagc agcaatacga ggtcattaaa agcgcgctcg cggcgcacgc 18960
aaacatcctc gtcattgggc gtactggctc gggcaagacc acgctcgtca acgcatcat 19020
caatgaaatg tgcgccttca acccgtctga gcgcgtcgtc atcatcgagg acaccggcga 19080
aatccagtgc gccgcagaga acgcccgtcca ataccacacc agcatcgacg tctcgatgac 19140
gctgctgctc aagacaacgc tgcgtatgag ccccgaccgc atcctggtcg gtgaggtacg 19200
tgcccccgaa gcccttgatc tgttgatggc ctggaacacc gggcatgaag gaggtgccgc 19260
cacctgcac gaaacaacc ccaaagcggg cctgagccgg ctccgcatgc ttatcagcat 19320
gcacccggat tcaccgaaac ccattgagcc gctgattggc gagggcgttc atgtggtcgt 19380
ccatategcc aggaccctca gcggccgtcg agtgcaagaa attctcgaag ttcttggtta 19440
cgagaacgag cagtacatca ccaaaacct gtaaggagta tttccaatga caacggctgt 19500
tccttccgt ctgacctga atccggcgt tttgtttac cttgccgtgt tcttcgttct 19560
cgctctcgag ttatccgagc atccggcgat ggcctcgaa ggcaccggcg gcagcttgc 19620
atatgagagc tggctgacga acctgcgcaa ctccgtaacc ggcccgtgg ccttcgcgct 19680
gtccatcate ggcatcgtcg tcgcccggcg cgtgctgac ttccggcgcg aactcaacgc 19740
cttctccga acctgatct tccgtgttct ggtgatggcg ctgctggtcg gcgcccagaa 19800
cgtgatgagc accttcttcg tcctgtgtgc cgaatcgcg gccctcggca acggggcgct 19860
gcaccagggt caagtccgag cggcggatgc cgtgcgtgag gtacggctg gcaggctcgc 19920
ctaatcatgg ctctgcgac gatccccatc cgtcgcgag gcaaccgaga aaacctgttc 19980
atgggtgggt atcgtgaaat ggtgatgttc tcgggcctga tggcgtttgc gctgattttc 20040
agcgcacaag agctcggggc caccgtggtc ggtctgatcc tgtggttcgg ggcgctctat 20100
gcgttccgaa tcatggcgaa ggccgatccg aagatgcggt tcgtgtaact gcgtcaccgc 20160

-continued

cggtacaagc cgtattaccg ggcccgcctg accccgttcc gcgagaacac caatagccaa 20220
gggaagcaat accgatgatc caagcaattg cgattgcaat cgcgggcctc ggcgcgcttc 20280
tgttgttcat cctctttgcc cgcacccgcg cggtcgatgc cgaactgaaa ctgaaaaagc 20340
atcgttccaa ggacgcggcg ctggccgatc tgcctcaacta cgcgcgctgc gtcgatgacg 20400
gcgtaaatcgt gggcaagaac ggcagcttta tggctgcctg gctgtacaag ggcgatgaca 20460
acgcaagcag caccgaccag cagcgcgaag tagtgccgc cgcacatcaac caggccctcg 20520
cgggcctggg aagtgggtgg atgatccatg tggacgcctg cggcgcctct gctccgaact 20580
acgcgagcgc gggcctgtcg gcgttccctg accgtctgac ggcagcgatt gaagaagagc 20640
gctcggctctt gccttgctcg tcggtgatgt acttcaccag ctccgcgaag tcgctcttct 20700
tgatggagcg catggggagc tgcttggcaa tcacgcgcac cccccggcgg ttttagcggc 20760
taaaaaagtc atggctctgc cctcggggcg accacgcca tcatgacctt gccaaagctc 20820
tcctgcttct cttcgatctt cgcacgcagc gcgaggatcg tggcatcacc gaaccgcgcc 20880
gtgcgcgggt cgtcggtagc ccagagtctt agcaggccgc ccaggcggcc caggctcgca 20940
ttgatcggcg ccagctcgcg gacgtgctca tagtccacga cgcctcgat tttgtagccc 21000
tgccgcagcg ccagcaggta ggcgcacagc ctcatgcctg ccgcgcgcgc cttttcctca 21060
atcgctcttc gttcgtctgg aaggcagtac accttgatag gtgggctgcc cttcctgggt 21120
ggcttggttt catcagccat ccgctgccc tcactgtta cgcggcggt agccggccag 21180
cctcgcagag caggattccc gttgagcacc gccaggctgc aataaggac agtgaagaag 21240
gaacaccgcg tcgcggtggg gcctacttca cctatcctgc ccggctgacg ccgttgata 21300
caccaaggaa agtctacacg aaccctttgg caaaatcctg tatatcgtgc gaaaaaggat 21360
ggatataccg aaaaaatcgc tataatgacc ccgaagcagg gttatgcagc gaaaaagcgc 21420
tgcttcctc ctgttttgtg gaatatctac cgactggaaa caggcaaatg caggaaatta 21480
ctgaactgag gggacaggcg agagacgatg ccaaagagct acaccgacga gctggccgag 21540
tgggttgaat cccgcgcggc caagaagcgc cggcgtgatg aggctgcggg tgcgttctc 21600
gcggtgaggg cggatgtcga ggcggcgtta gcgtccgct atgcgctcgt caccatttg 21660
gagcacatgc gggaaacggg gaaggtcaag ttctcctacg agacgttccg ctgcacgcc 21720
aggcggcaca tcaaggccaa gcccgccgat gtgcccgcac cgcaggccaa ggctgcggaa 21780
cccgcgcggc cacccaagac gccggagcca cggcggcga agcagggggg caaggctgaa 21840
aagcggccc ccgctgcggc cccgaocggc ttcacctca acccaacacc ggacaaaaag 21900
gatctactgt aatggcgaaa attcacatgg ttttgaggg caaggcggg gtcggcaagt 21960
cggccatcgc cgcgatcatt gcgcagtaca agatggacaa ggggcagaca cccttgatgca 22020
tcgacaccga cccggtgaa cgcacgttcg agggctacaa ggcctgaa gtcgcggcgc 22080
tgaacatcat ggccggcgac gaaattaact cgcgcaact cgacaccctg gtcgagctga 22140
ttgcgcgcag caaggatgac gtggtgatcg acaacgggtc cagctcgttc gtgcctctgt 22200
cgcattacct catcagcaac cagggtgccg ctctgctgca agaaatgggg catgagctgg 22260
tcacccatac cgtcgtcacc ggcggccagg ctctcctgga cacggtgagc ggcttcgccc 22320
agctcgcag ccagttccc gccgaagcgc ttttcgtggg ctggctgaa cctattggg 22380
ggcctatcga gcatgagggc aagagcttg agcagatgaa ggcgtacac gccacaagg 22440

-continued

cccgcgtgtc gtccatcadc cagattccgg ccctcaagga agaaacctac ggccgcgatt 22500
tcagcgacat gctgcaagag cggctgacgt tcgaccaggc gctggccgat gaatcgctca 22560
cgatcatgac gcggcaacgc ctcaagatcg tgcggcgccg cctgtttgaa cagctcgacg 22620
cggcggccgt gctatgagcg accagattga agagctgac cgggagattg cggccaagca 22680
cggcatcgcc gtcggcccg cgcacccggt gctgatcctg cataccatca acgcccggct 22740
catggccgac agtgcggcca agcaagagga aatccttgcc gcgttcaagg aagagctgga 22800
agggatcgcc catcgctggg gcgaggacgc caaggccaaa gcggagcggg tgctgaacgc 22860
ggcctggcg gccagcaagg acgcaatggc gaaggtaatg aaggacagcg ccgcgaggc 22920
ggccgaagcg atccgcaggg aaatcgacga cggccttggc cgcagctcg cggccaaggt 22980
cgcggacgcg cggcgctgg cgatgatgaa catgatcgcc ggccgcatgg tgtgttctgc 23040
ggccgccctg gtggtgtggg cctcgttatg aatcgagag gcgcagatga aaaagcccgg 23100
cgttgccggg ctttgtttt gcgttagctg ggctgtttg acaggcccaa gctctgactg 23160
cgcccgctc cgcgctcctg gccctgttcc ttctcctgct cctgcttgcg catcagggcc 23220
tggtgccgct gggctgcttc acgcatcgaa tcccagctgc cggccagctc gggatgctcc 23280
gcgcgcactc tgcgcgtcgc cagttcctcg atcttggcg cgtgaatgcc catgccttc 23340
ttgatctcgc gcaccatgct cagccgcgtg tgcagggctc gcaagcgggc ttgctgttgg 23400
gcctgctgct gctgccagcg gccctttgta cgcggcaggg acagcaagcc gggggcattg 23460
gactgtagct gctgcaaacg cgcctgctga cggctctacga gctgttctag gcggtcctcg 23520
atgcgctcca cctggctcatg ctttgccctg acgtagagcg caagggtctg ctggtaggtc 23580
tgctcgatgg gcgcggatc taagagggcc tgctgttccg tctcggcctc ctgggcccgc 23640
tgtagcaaat cctcgcgct gttgcogctg gactgcttta ctgccgggga ctgctgttgc 23700
cctgctcgcg ccgctcctgc agttcggctt gccccactc gattgactgc ttcatttcga 23760
gccgcagcga tcgatcctg gatctgctca acggacgggg cagcgcggag gtgtccgct 23820
tctccttggg tgagtcggtc gatgccatag ccaaaggttt ccttccaaa tgcgtccatt 23880
gctggaccgt gtttctcatt gatgcccga agcatcttgc gcttgaccgc caggtcaagc 23940
gcgcttcat gggcggtcat gacggacgcc gccatgacct tgcgcgctt gttctcgatg 24000
tagcccgcta atgaggcaat ggtgcgccc atcgtcagcg tgcacatgac aacgatgtac 24060
ttctggccgg gatatcactc cccctcgaaa gtcgggttga acgcccggcg atgatctgaa 24120
ccggctccgg ttcggggcag cttctcccgc tgcacaatgt ccgtttcgac ctcaaggcca 24180
aggcggtcgg ccagaacgac cgcacatcat gccggaatct tgttgttccc cgcgcctcgc 24240
acggcgagga ctggaacgat gcggggcttg tcgtgcgcca tcagcgtctt gagctgggca 24300
acagtgtcgt ccgaaatcag gcgctcgacc aaattaagcg ccgcttccgc gtcgcctcgc 24360
ttcgagcct ggtattcagc ctcgcttggc aaagaaccaa ggtcgcgctt gcgaaccacc 24420
ttcgggaagt ctcccacgg tgcgcgctc gctctgctgt agctgctcaa gacgcctccc 24480
tttttagccg ctaaaactct aacgagtgcg cccgcgactc aactgaagc ttcggcact 24540
tacctgtgcc ttgccacttg cgtcataggt gatgcttttc gactcccga ttcaggtac 24600
tttatcgaaa tctgaccggg cgtgcattac aaagtcttc cccacctgtt ggtaaatgct 24660
gccgctatct gcgtggacga tgctgocgct gtggcgctgc gacttatcgg ccttttgggc 24720

-continued

catatagatg ttgtaaatgc caggtttcag ggccccggct ttatctacct tctggttcgt 24780
ccatgcgcct tggttctcgg tctggacaat tctttgcccc ttcattgacca ggaggcggtg 24840
tttcattggg tgactcctga cggttgcctc tgggtgtaaa cgtgtcctgg tcgcttgccg 24900
gctaaaaaaaa agccgacctc ggcagttcga ggccggcttt ccctagagcc gggcgcgtca 24960
aggttgttcc atctatttta gtgaactgcy ttcgatttat cagttacttt cctcccgtt 25020
tgtgtttcct cccactcgtt tccgcgteta gccgaccct caacatagcg gcctcttctt 25080
gggctgcctt tgctcttgc cgcgcttctt cactctcggc ttgcaccgtc gtaaagcgt 25140
cggctgcctt ggccgcctct tgcgcgcca acttctttg ctctggtgg gcctcggcgt 25200
cggcctgcgc ctctcgttcc accgctgcca actcctgcy caaactctcc gcttcgcgc 25260
tgggtggcgc gcgctcgcg cgaagcgcct gcatttctg gttggccgcg tccaggtct 25320
tgccgctctc ttctttgaat gcgcggcgt cctggtgagc gtagtccagc tcggcgcgca 25380
gctcctgcgc tegacgtcc acctcgtcgg cccgctcgt cgcagcgcg gcccgctgct 25440
cggctcctgc cagggcggtg cgtgcttctg ccagggttg ccgctggcgt gggccagct 25500
cggcgcctc ggccgctcgc tgcctagca atgtaacgcg cgcctgggt tcttcagct 25560
cgcgggcctg cgcctcgaag gcgtcggcca gctccccgcg cactgctcc aactcgttgc 25620
gctcacgac ccagccggct tgcgctgct gcaacgattc attggcaagg gcctggcgg 25680
cttgcagag ggcggccacg gcctggttgc cggcctgctg caccgcgtcc ggcacctgga 25740
ctgccagcgg ggcggcctgc gccgtcgcct ggcgtcgcga ttcgcgatg ccggcgcgtg 25800
cgtcgttcat gttgacgcgg gcggccttac gactgcac cactgctggg aagttctccc 25860
ggcgccttg ctccaacagc tgcctcgcg ccgcaaaaat gcggtcgcgc gctctttgt 25920
tcagttccat gttggctccg gtaattgta agaataataa tactcttacc tacctatca 25980
gcgcaagagt ttagctgaac agttctcgc ttaacggcag gtttttagc ggcgaagg 26040
caggcaaaaa aagccccgca cggctcggcg gggcaaggg tcagcgggaa ggggattagc 26100
gggctcggg ctcttcatg cgtcggggcc cgccttcttg gtagggagca cgacgaagc 26160
cgcacgcgca tgcctcctg ccctatcggc ccgctcgcg gtcaggaact tgcgcgcgc 26220
taggtctcc ctggtggga ccagggcat gaactcggcc tgcctgatg aggtccactc 26280
catgaccgca tgcagctcga ggccgcgtc cttaccgtc tcttgaggt cgcggtacgc 26340
ccgctcgtt agcggctggt aacgggcca ttggtcgtaa atggctgctg gccatgagc 26400
gcctttcctg ttgagccagc agccgacgac gaagccgca atgcaggccc ctggcacaac 26460
caggccgacg ccgggggagc gggatggcag cagctcgcga accaggaacc ccgcccgat 26520
gatgccgatg ccggtaacc agccctgaa actatcggc ccgaaacac cctgctcgt 26580
tgctggatg ctgcgcgga tagctgcaa catcaggagc cgtttctttt gttcgtcagt 26640
catggtccgc cctcaccagt tgttcgtatc ggtgtcggac gaactgaaat cgcaagagct 26700
gccggtatcg gtccagcgc tgctcgtgct gctgctcgc aagcagggc aggggtcgc 26760
gaacccgca gacggcgtat ccggcgcgag cgcacgccc agcatggccc cggtcagcga 26820
gccgcccgc aggtagccca gcatggtgct gttggtcgc ccggccacca gggccgacgt 26880
gacgaaatcg ccgtcattcc ctctggattg ttcgctgctc ggcggggcag tgcgcccgc 26940
cggcggcgc gtggatggct cgggttggct ggctcgcac ggccggcga aggtgcgcg 27000

-continued

cagctcgta tcgaccggct gcggcgctcg ggccgcccgc ttgcgctgcg gtcgggttcc 27060
cttcttcggc tcgcgacgct tgaacagcat gatcgcgga accagcagca acgcccgcgc 27120
tacgcctccc gcgatgtaga acagcactcg attcattctt cggtcctcct tgtagcggaa 27180
ccgttgctcg tcgcgcgcg gtggcccgcg ccgctgtctt tggggatcag ccctcgatga 27240
gcgagaccag tttcacgtcg gcaaggttcg cctcgaactc ctggccgctg tctcgtact 27300
tcaaccaggc atagccttcc gccgcccgcg gacggttgag gataaggcgg gcagggcgct 27360
cgtcgtgctc gacctggaag atggcctttt tcagcttgtc cgggtccggc tccttcgccc 27420
ccttttctt ggcgctctta ccgtcctggt cgcctctcgc gccgtcctgg ccgtcgcggg 27480
cctccgctc acgctcggca tcagctctgg cgttgaaggc atcgacggtg ttgggatcgc 27540
ggcccttctc gtccaggaac tcgcgacgca gcttgaccgt gcccgcgctg atttcctggg 27600
tgtcgtcgtc aagccacgcc tcgacttctt ccggcgctt cttgaaggcc gtcaccagct 27660
cgttcaccac ggtcacgtcg cgcacgcccg cgggtgtgaa cgcacgcg atcttctccg 27720
gcaggtccag cagcgtgacg tgctgggtga tgaacgcgg cgacttgccg atttccttgg 27780
cgatatcgcc tttcttctt cccttcgcca gctcggggcc aatgaagtgc gcaatttccg 27840
gcggggtcag ctcgttgctg tgcaggttct cgataacctg gtcggcttcg ttgtagtctg 27900
tgtcagatga cgcgggatg gacttcttgc cggcccactt cgagccacgg tagcggcggg 27960
cgcctgatt gatgatata cgcccggct gctcctggtt ctcgcccacc gaaatgggtg 28020
acttcacccc gcgctctttg atcgtggcac cgatttccgc gatgctctcc ggggaaaagc 28080
cggggttctc ggccgtccgc ggctgatgcg gatcttctc gatcaggtcc aggtccagct 28140
cgatagggcc ggaaccgccc tgagacgccc caggagcgtc caggaggctc gacaggtcgc 28200
cgatgctatc caaccgagc ccggaacgct gcgcccgcgc tcgggcttcc tgagcggccc 28260
cagcgggtgt tttcttgggt gtcttggctt gagccgagc cattgggaaa tctccatctt 28320
cgtgaacacg taatcagcca gggcggaac ctcttctgat gccttgccgc cggccgtttt 28380
cttgatcttc cagaccggca caccggatgc gagggcatcg gcgatgctgc tgcgcaggcc 28440
aacggtgccc ggaatcatca tcttggggtg cgcggccagc agctcggctt ggtggcgcgc 28500
gtggcgcgga ttccgcgcat cgacctgct gggcaccatg ccaaggaatt gcagcttggc 28560
gttcttctgg cgcacgttcg caatggctct gacctcttc ttgatgcctt ggatgctgta 28620
cgctcaagc tcgatggggg acagcacata gtcggcccgc aagagggcgg ccgccaggcc 28680
gagccaagg gtcggggcgc tgcgatcag gcacacgtcg aagccttggc tcgccagggc 28740
cttgatgttc gccccgaaca gctcgcgggc gtcgtccagc gacagccgtt cggcgttcgc 28800
cagtaccggg ttggactcga tgaggcgag gcgcccggcc tggccgctgc cggctcgggg 28860
tgcggttctg gtccagcccg cggcagggac agcggcgaac agcttgcttg catgcaggcc 28920
ggtagcaaa tccttgagcg ttaggacgc attgccctgg gggtcaggt cgatcacggc 28980
aacccgcaag ccgctcgcga aaaagtgcga ggcaagatgc acaagggctc aagtcttgc 29040
gagcgcgctt tctggttgg ccgtgaccaa agttttctc gtttggtttc ctgttttttc 29100
ttggcgtccg ctcccactt ccggaacgat tacgcctgat gttccggcag aaccgcccgt 29160
accgcccgt acccctcgg caagtctctg tctcgaacg cggcccacac gcgatgcacc 29220
gcttgcgaca ctgcccctt ggtcagtcgc agcagcgttg cgaacgtcgc ctgtggcttc 29280

-continued

ccatcgacta agacgccccg cgctatctcg atggtctgct gccccacttc cagcccctgg 29340
atcgccctcct ggaactggct ttcggtaagc cgtttcttca tggataaacac ccataatttg 29400
ctccgcgcct tggttgaaca tagcggtgac agccgccagc acatgagaga agtttagcta 29460
aacatttctc gcacgtcaac acctttagcc gctaaaaactc gtccttggcg taacaaaaaca 29520
aaagcccgga aaccgggctt tcgtctcttg ccgcttatgg ctctgcaccc ggctccatca 29580
ccaacaggtc gcgcacgcgc ttcactcggg tgcggatcga cactgccagc ccaacaaagc 29640
cggttgcccgc cgcgccaggc atcgcgcgga tgatgcccgc cacaccggcc atcgcccacc 29700
aggtcgcccgc cttccggctc cattcctgct ggtactgctt cgcaatgctg gacctcggct 29760
caccataggc tgaccgctcg atggcgatg ccgcttctcc ccttggcgta aaaccagcg 29820
cgcgaggcgg cattgcatg ctgcccgcgc ctttcccgcac cagcagcgc gcaccaggct 29880
tgcggtccag accttcggcc acggcgagct gcgcaaggac ataatcagcc gccgacttgg 29940
ctccaagcgc ctcgatcagc tcttgcactc gcgcgaaatc cttggcctcc acggccgcca 30000
tgaatcgcgc acgcggcgaa ggctccgcag ggccggcgtc gtgatcgcgc ccgagaatgc 30060
ccttcaccaa gttcgacgac acgaaaaatca tgctgacggc tatcaccatc atgcagacgg 30120
atcgcacgaa cccgctgaat tgaacacgag cacggcacc cgcaccacta tgccaagaat 30180
gcccaggta aaaattgccg gccccgccat gaagtccgtg aatgccccga cggccgaagt 30240
gaagggcagg ccgccaccca ggccgcgcc ctcactgccc ggcacctggt cgtgaatgt 30300
cgatgccagc acctgcggca cgtcaatgct tccggggcgtc gcgctcgggc tgatcgccca 30360
tcccgttact gccccgatcc cggcaatggc aaggactgcc agcgtgcca tttttgggg 30420
gaggccgttc gcggccgagg ggccgagccc ctggggggat gggaggccc cgttagcggg 30480
ccgggagggg tcgagaaggg ggggcacccc ccttcggcgt gcgcggtcac gcgcacaggg 30540
cgcagccctg gttaaaaaca aggtttataa atattggtt aaaagcagg taaaagacag 30600
gttagcgggt gccgaaaaac gggcggaaac ccttgcaaat gctggathtt ctgctgtgg 30660
acagcccctc aatgtcaat aggtgcgccc ctcatctgct agcactctgc cctcaagtg 30720
tcaaggatcg cgcacctcat ctgtcagtag tcgcgcacct caagtgtcaa tacgcaggg 30780
cacttatccc caggcttctc cacatcatct gtgggaaact cgcgtaaaat caggcgtttt 30840
cgccgatttg cgaggctggc cagctccacg tcgcccggcg aaatcgagcc tgcccctcat 30900
ctgtcaacgc cgcgcgggt gagtcggccc ctcaagtgtc aacgtccgcc cctcatctgt 30960
cagtgagggc caagttttcc gcgaggtatc cacaacgccg gcggccgcgg tgtctgcac 31020
acggcttcga cggcgtttct ggccggttg cagggccata gacggccgcc agcccagcgg 31080
cgaggcaac cagcccgggt agcgtcggaa aggcgctgga agccccgtag cgacgcggag 31140
aggggcgaga caagccaagg gcgcaggctc gatgcgcagc acgacatagc cggttctcgc 31200
aaggacgaga atttccctgc ggtgcccctc aagtgtcaat gaaagtttcc aacgcgagcc 31260
attcgcgaga gccttgagtc cacgctagat gagagcttg ttgtagggtg accagttgg 31320
gattttgaac ttttgcttg ccacggaaac gtctgcgttg tcgggaagat gcgtgatctg 31380
atccttcaac tcagcaaaag ttcgatttat tcaacaaagc cagttgtgt ctcaaatct 31440
ctgatgttac attgcacaag ataaaaatat atcatcatga acaataaaac tgtctgctta 31500
cataaacagt aatacaaggg gtgttatgag ccatattcaa cgggaaacgt cttgctcgac 31560

-continued

tctagagctc gttcctcgag gaacgggtacc tgcggggaag cttacaataa tgtgtgttgt 31620
taagtcttgt tgctctgcat cgtctgactg actttcgtca taaatcccgg cctccgtaac 31680
ccagctttgg gcaagctcac ggatttgatc cggcggaacg ggaatatcga gatgccgggc 31740
tgaacgctgc agttccagct ttccctttcg ggacaggtac tccagctgat tgattatctg 31800
ctgaagggtc ttggttccac ctccctggcac aatgcgaatg attacttgag cgcgatcggg 31860
catccaattt tctcccgtca ggtgcgtggt caagtgttac aaggcacctt tcagtaacga 31920
gcgaccgtcg atccgtcgcc gggatcacga caaaatggag cgcagtagtc catcgagggc 31980
ggcgaaaagc tcgcaaaaag caatacgttc atctcgcaca gcctccagat ccgatcgagg 32040
gtcttcggcg taggcagata gaagcatgga tacattgctt gagagtattc cgatggactg 32100
aagtatggct tccatctttt ctctgtgtgc tgcattctatt tcgagaaaag ccccgatgcg 32160
gcgaccgcga acgcaaatg ccatactatc cgaaagtccc agcaggcggc cttgatagga 32220
aaaggttca tactcggccg atcgcagacg ggcactcacg acctgaacc cttcaacttt 32280
cagggatcga tgctggttga tggtagtctc actcgactg gctctggtgt gttttgacat 32340
agcttctcc aaagaaaagc gaaggtctgg atactccagc acgaaatgtg cccgggtaga 32400
cggatggaag tctagccctg ctcaatatga aatcaacagt acatttacag tcaatactga 32460
atatacttgc tacatttga attgtcttat aacgaatgtg aaataaaaat agtgaacaa 32520
cgcttttact catcgataat cacaaaaaca tttatacga caaaaataca aatgcactcc 32580
ggtttcacag gatagcggg atcagaatat gcaacttttg acgttttgtt ctttcaaagg 32640
gggtgctggc aaaaccaccg cactcatggg cctttgcgct gctttggcaa atgacggtaa 32700
acgagtggcc ctctttgatg ccgacgaaaa cggcctctg acgcatgga gagaaaacgc 32760
cttacaagc agtactggga tctcctgctg gaagtctatt ccgccgacga aatgcccctt 32820
cttgaagcag cctatgaaaa tgcagactc gaaggatttg attatgcgtt ggcgatcag 32880
cgtggcggct cgagcgact caacaacaca atcatcgcta gctcaaacct gcttctgatc 32940
cccaccatgc taacgcgct cgacatcgat gaggcactat ctacctaccg ctacgtcatc 33000
gagctgctgt tgagtgaaaa tttggcaatt cctacagctg ttttgcgcca acgctcccg 33060
gtcggccgat tgacaacatc gcaacgcagg atgtcagaga cgctagagag ccttccagtt 33120
gtaccgtctc ccatgcatga aagagatgca tttgccgca tgaagaacg cggcatgttg 33180
catcttacct tactaaaac gggaaactgat ccgacgatgc gcctcataga gaggaatctt 33240
cggattgca tggaggaaat cgtggtcatt tcgaaactga tcagcaaat cttggaggct 33300
tgaagatggc aattcgcaag cccgcattgt cggtcggcga agcacggcgg cttgctggtg 33360
ctcgaccga gatccaccat cccaaccga cacttggtcc ccagaagctg gacctccagc 33420
acttgcctga aaaagccgac gagaaagacc agcaacgtga gcctctctgc gccgatcaca 33480
ttacagtcc cgatcgacaa cttaagctaa ctgtggatgc ccttagtcca cctccgtccc 33540
cgaaaaagct ccaggttttt ctttcagcgc gaccgccgc gcctcaagtg tcgaaaacat 33600
atgacaacct cgttcggcaa tacagtccct cgaagtctct acaaatgatt ttaaggcgcg 33660
cgttgacga tttcgaaagc atgctggcag atggatcatt tcgctgggcc ccgaaaagtt 33720
atccgatccc ttcaactaca gaaaaatccg ttctcgttca gacctcacgc atgttcccgg 33780
ttgogttgct cgaggtcgtc cgaagtcatt ttgatccgtt ggggttgag accgctcgag 33840

-continued

ctttcggcca caagctggct accgcccgcg tcgcgtcatt ctttgctgga gagaagccat 33900
cgagcaattg gtgaagaggg acctatcgga acccctcacc aaatattgag tgtaggtttg 33960
aggccgctgg ccgcgctcctc agtcaccttt tgagccagat aattaagagc caaatgcaat 34020
tggctcaggc tgccatcgtc ccccgctgcg aaacctgcac gtcgcgctca aagaaataac 34080
cggcacctct tgctgttttt atcagttgag ggcttgacgg atccgcctca agtttgccggc 34140
gcagccgcaa aatgagaaca tctatactcc tgctgtaaac ctctcgtcg cgtactcgac 34200
tggcaatgag aagttgctcg cgcatagaa cgtcgccccg tttctctaaa aacgcgagga 34260
gaagattgaa ctccactgcc gtaagtttca cctcaccgcc agcttcggac atcaagcgac 34320
gttgctgag attaagtgtc cagtcagtaa aacaaaaaga ccgctcgtct ttggagcgga 34380
caacgttggg gcgcacgccc aaggcaacc gaatgcgtgc aagaaactct ctctactaa 34440
acggcttagc gataaaatca cttgctccta gctcgagtgc aacaactta tccgtctcct 34500
caaggcggtc gccactgata attatgattg gaatatcaga ctttgccgcc agatttcgaa 34560
cgatctcaag cccatcttca cgacctaat ttgatcaac aaccacgaca tcgaccgtcg 34620
cggagagag tactctagtg aactgggtgc tgctggctac cgcggctact ttgaaggcgt 34680
ggatcgtaag gtattcgata ataagatgcc gcatagcgac atcgtcatcg ataagaagaa 34740
cgtgtttcaa cggctcacct ttcaatctaa aatctgaacc cttgttcaca gcgcttgaga 34800
aattttcacg tgaaggatgt acaatcatct ccagctaat gggcagttcg tcagaattgc 34860
ggctgaccgc ggatgacgaa aatgcgaacc aagtatttca attttatgac aaaagtctc 34920
aatcgttgtt acaagtgaaa cgcttcgagg ttacagctac tattgattaa ggagatcgcc 34980
tatggtctcg ccccgcgctc gtgctccgc cgcgagccag atctgccta cttcataaac 35040
gtctcatag gcacggaatg gaatgatgac atcgatcgcc gtagagagca tgtcaatcag 35100
tgtcgatct tccaagctag caccttgggc gctacttttg acaagggaaa acagtttctt 35160
gaatccttg attggattcg cgcctgtgat tgttgaaatc gatcccgat gtcgagac 35220
gacttactc agataagccc atgctgcatc gtcgcatc tcgccaagca atatccggtc 35280
cggccgcata cgcagacttg cttggagcaa gtgctcggcg ctccacgac ccagcccagc 35340
accgttcttg gagtagagta gtctaactg attatcgtg ggaatgacga gttcgagcgt 35400
atctctatg gtgattagcc tttcctggg ggggatggcg ctgatcaagg tcttgctcat 35460
tgttgcctg ccgcttcceg tagggccaca tagcaacatc gtcagtcggc tgacgacgca 35520
tgcgtgcaga aacgcttcca aatccccgtt gtcaaaatgc tgaaggatag cttcatcacc 35580
ctgattttg cgttctctc gtgtctgcca ctggttccac ctggaagcat cataaccgga 35640
ggagacttct ttaagaccag aaacacgcca gcttggccgt cgaatggtca agctgacggc 35700
gcccagggga acggtcggcg gcagacagat ttgtagtcgt tcaccaccag gaagttcagt 35760
ggcgcagagg gggttacgtg gtcgacatc ctgctttctc agcgcgccc ctaaaatagc 35820
gatatcttca agatcatcat aagagacggg caaaggcatc ttggtaaaaa tgccgcttg 35880
gcgcacaaat gcctctccag gtcgattgat cgcaatttct tcagtcttcg ggtcatcgag 35940
ccattccaaa atcggttcca gaagaaagcg tagttgcgga tccacttcca tttacaatgt 36000
atctatctc taagcggaaa tttgaattca ttaagagcgg cggttctctc cccgctggc 36060
gccgccagtc agggcgagct ggtaaacacc aaagaaatcg aggtcccgtg ctacgaaaat 36120

-continued

ggaacgggtg tcacctgat tcttcttcag ggttggcggt atgttgatgg ttgccttaag 36180
ggctgtctca gttgtctgct caccgttatt ttgaaagctg ttgaagctca tcccgccacc 36240
cgagctgccg gcgtaggtgc tagctgcctg gaaggcgctt tgaacaacac tcaagagcat 36300
agctccgcta aaacgctgcc agaagtggct gtcgaccgag cccggcaatc ctgagcgacc 36360
gagttcgtcc gcgcttggcg atgttaacga gatcatcgca tggtcagggtg tctcgcgcg 36420
atccccaac acaaaaacgc gcccatctcc ctggtgcaag ccacgctgta tttcgccaac 36480
aacgggtggg ccacgatcaa gaagcacgat attgttcggt gttccacgaa taccctgagg 36540
caagacacac ttacatagc ctgccaaatt tgtgtcgatt gcggtttgca agatgcacgg 36600
aattatgtc cettgcgtta ccataaaatc ggggtgcggc aagagcgtgg cgctgctggg 36660
ctgcagctcg gtgggtttca tacgtatcga caaatcgttc tcgccggaca cttcgccatt 36720
cggcaaggag ttgtcgtcac gcttgcttc ttgtcttcgg cccgtgtcgc cctgaatggc 36780
gcgtttgctg accccttgat cgcctgctg atatgcaaaa atcgggtggtt cttccggccg 36840
tggctcatgc cgctccggtt cgcctcctcg cggtagagga gcagcaggct gaacagcctc 36900
ttgaaccgct ggaggatccg gcggcacctc aatcggagct ggatgaaatg gcttggtgtt 36960
tgttgcgatc aaagttgacg gcgatgcggt ctcattcacc ttcttttggc gccacactag 37020
ccaaatgagg cttaatgata acgcgagaac gacacctcg acgatcaatt tctgagacc 37080
cgaaagacgc cggcgatggt tgtcggagac cagggatcca gatgcacaa cctcatgtgc 37140
cgcttgctga ctatcgttat tcatccttc gcccttca ggacgcgttt cacatcgggc 37200
ctcaccgtgc cgtttgcgg cctttggcca acgggatcgt aagcgggtgt ccagatacat 37260
agtactgtgt ggccatccct cagacgcaa cctcgggaaa ccgaaagaat ctcgacatcg 37320
ctcctttaa ctgaatagtt ggcaacagct tccttgccat caggattgat ggtgtagatg 37380
gagggtatgc gtacattgcc cggaaagtgg aatccgctg taaatccatt gtcgaagact 37440
tcgagtgga acagcgaac atcgccttgg gcgacgtagt gccaatfact gtcgcccga 37500
ccaaggcgtg tgacaggctg atccaataaa ttctcagctt tccgttgata ttgtgcttc 37560
gcgtgtagtc tgtccacaac agccttctgt tgtgctccc ttcgcccagc cgcgcgcatc 37620
tcggcggggg agggcaattg gacgctgtaa tagagatcgg gctgctcttt atcgaggtgg 37680
gacagagtct tggaacttat actgaaaaca taacggcgca tcccggagtc gcttgcggtt 37740
agcacgatta ctggctgagg cgtgaggacc tggcttgctt tgaaaaatag ataatttccc 37800
cgcggtaggc ctgctagatc tttgctatct gaaacggcaa ccgctgtcac cgtttcgttc 37860
gtggcgaatg ttacgaccaa agtagctcca accgcccgtc agaggcgcac cacttgatcg 37920
ggattgtaag ccaaaataac catgcgcgga tctagcttgc ccgccattgg agtgtcttca 37980
gcctccgcac cagtcgcgag gccaaaataa catgctaaaa tgaaaagtgc tttctgatc 38040
atggttcgct gtggcctacg tttgaaacgg tatcttccga tgtctgatag gaggtgacaa 38100
ccagacctgc cgggttgggt agtctcaatc tgccgggcaa gctggtcacc tttctgtagc 38160
gaaatgtcgc ggtccacgta ctcaccacag gcattttgct gcaacgacg agggctcttt 38220
tatagcgaat ttgctcgtg cttggagtta catcatttga agcagatgtc tcgacctcca 38280
ccctgcgcg tttgccaaga atgacttgag gcgaactggg attgggatag ttgaagaatt 38340
gctggtaatc ctggcgact gttggggcac tgaagttcga taccaggtcg taggcgtact 38400

-continued

gagcgggtgc ggcatacata ctctcgcgca ggcgaaacgta ctcccacaat gaggcgttaa 38460
cgacggcctc ctcttgagtt gcaggcaatc gcgagacaga cacctcgtcg tcaacgggtgc 38520
cgtccggccg tatccataga tatacgggca caagcctgct caacggcacc attgtggcta 38580
tagcgaacgc ttgagcaaca tttcccaaaa tcgcatagc tgcgacagct gcaatgagtt 38640
tggagagacg tcgcgccgat ttcgctcgcg cggtttgaaa ggcttctact tccttatagt 38700
gctcggcaag gctttcgcgc gccactagca tggcatattc aggccccgct atagcgtcca 38760
cccgaattgc cgagctgaag atctgacgga gtaggctgcc atcgccccac attcagcggg 38820
aagatcgggc ctttgacgct cgctaagtgt tcgtttgtct ggcagccgct caaagcgaca 38880
actaggcaca gcaggcaata cttcatagaa ttctccattg aggcgaattt ttgcgcgacc 38940
tagcctcgtc caacctgagc gaagcgacgg tacaagctgc tggcagattg ggttgcgcg 39000
ctccagtaac tgctccaat gttgcccggc atcgccggca aagcgacaat gagcgcaccc 39060
cctgtcagaa aaaacatata gagttcgtaa agaccaatga tcttggccgc ggtcgtaccg 39120
gcgaagggtg ttacaccaag cataagggtg agcgcagtcg cttcggttag gatgacgatc 39180
ggtgccacga ggtttaagag gagaagcaag agaccgtagg tgataagttg cccgatccac 39240
ttagctgcga tgtcccgcgt gcgatcaaaa atatatccga cgaggatcag aggcccgatc 39300
gcgagaagca ctttcgtgag aattccaacg gcgtcgtaaa ctccgaaggc agaccagagc 39360
gtgccgtaaa ggaccactg tgccccttg aaagcaagga tgtcctggtc gttcatcggg 39420
ccgatttcg atgcatctt ctgaaaaacg gcctgggtca cggcgaacat tgtatccaac 39480
tgtgccggaa cagtctgcag aggcgaagcc gttacactaa actgctgaac aaagtttggg 39540
accgtctttt cgaagatgga aaccacatag tcttggtagt tagcctgccc aacaattaga 39600
gcaacaacga tggtagccgt gatcacccga gtgataccgc tacgggtatc gacttcgccc 39660
cgatgacta aaataccctg aacaataatc caaagagtga cacaggcgat caatggcgca 39720
ctcaccgct cctggatagt ctcaagcacc gagtccaagc ctgtcgtgaa ggctacatcg 39780
aagatcgtat gaatggccgt aaacggccgc ggaatcgtga aattcatcga ttggacctga 39840
acttgactgg tttgtcgc ataatgtggat aaaatgagct cgcattcggc gaggatcggg 39900
gcggatgaac aaatcgccca gccttagggg agggcaccac agatgacagc ggtcttttga 39960
tgctccttgc gttgagcgcg cgcctcttcc gcctcgtgaa ggccggcctg cgcggtagtc 40020
atcgtaata ggcttgctgc ctgtacattt tgaatcattg cgtcatggat ctgcttgaga 40080
agcaaacat tggtagccgt tgctcgcag atattgcgag atcgggaaag ctgagcagac 40140
gtatcagcat tcgcccgtcaa gcggttctcc atcgtttcca gattgtcagc cgcaatgcca 40200
gcgctgtttg cggaaaccgt gatctgcgat cgcaacaggt ccgcttcagc atcactacc 40260
acgactgcac gatctgtatc gctggtgatc gcactgcccg tggtcgacat tggcattcgc 40320
ggcgaaaaca tttcattgtc taggtccttc gtcgaaggat actgattttt ctggttgagc 40380
gaagttagta gtccagtaac gccgtaggcc gacgtcaaca tcgtaacctc cgctatagtc 40440
tgagttagat tctccgagc cgcgagcgca gtcgagagcg tctcagcctc cgttgcgggg 40500
tcgtaacaa caaactgcgc ccgcccgggc tgaatatata gaaagctgca ggtcaaaact 40560
ggtgcaataa gttgcgctgt cttcatcgtt tctactctta tcaatcttct gcctcgtggt 40620
gacgggcat gaattcgtg agccagccag atgagttgcc ttcttgtgcc tcgctagtc 40680

-continued

gagttgcaaa ggcgaccgtg ttggcacgcc ccgaaagcac ggcgacatat tcacgcatat 40740
ccccgagatc aaattcgcag atgacgcttc cactttctcg tttagaaga aacttacggc 40800
tgccgaccgt catgtcttca cggatcgctt gaaattcctt ttcggtacat ttcagtccat 40860
cgacataagc cgategatct gcggttggtg atggatagaa aatcttcgtc atacattgcg 40920
caaccaagct ggctcctagc ggcgattcca gaacatgctc tggttgctgc gttgccagta 40980
ttagcatccc gttgtttttt cgaacggtea ggaggaattt gtcgacgaca gtcgaaaatt 41040
tagggtttaa caaataggcg cgaactcat cgcagctcat cacaaaacgg cggccgtcga 41100
tcatggctcc aatccgatgc aggagatag ctgcagcggg agcgcatact tcctcgtatt 41160
cgagaagatg cgtcatgtcg aagccggtaa tcgacggatc taactttact tcgtcaactt 41220
cgccgtcaaa tgcccagcca agcgcgatgg cccggcacca gcgttgagc cgcgctcctg 41280
cgcttcggc gggccatgc aacaaaaatt cacgtaacct cgcgattgaa cgcatttgtg 41340
gatcaaacga gagctgacga tggataccac ggaccagacg gcggttctct tccggagaaa 41400
tcccccccg accatcactc tcgatgagag ccacgatcca ttcgcgcaga aaatcgtgtg 41460
aggctgctgt gttttctagg ccacgcaacg gcgccaacct gctgggtgtg cctctgtgaa 41520
gtgcaaaata tgttctctct gtggcgcgaa ccagcaattc gccaccccg tccttgtcaa 41580
agaacacgac cgtacctgca cggtegacca tgctctgttc gagcatggct agaacaaaca 41640
tcatgagcgt cgtcttacc cctccgatag gcccaatat tgccgcatg ccaacatcgt 41700
gctcatgctg gatatagtcg aaaggcgttc cgcattggt acgaaatcgg gcaatcgcgt 41760
tgcccagtg gcctgagctg gcgccctctg gaaagtttc gaaagagaca aaccctgcca 41820
aattgcgtga agtgattgcg ccaggcgtg tgcccaactt aaaattcccc ggcaattggg 41880
accaataggc cgttccata ccaatacctt cttggacaac cacggcaact gcaccccca 41940
ttcgtgtcgg agcccgcgg cccctgtccc caagactatt gagatcgtct gcatagacgc 42000
aaaggctcaa atgatgtgag ccataaacga atctgttget cgcaagtgcg tcctcagcct 42060
cggataattt gccgatttga gtcacggctt tatcgccgga actcagcatc tggctcgatt 42120
tgaggctaag tttcgcgtgc gcttgccggc gagtcaggaa cgaaaaactc tgcgtgagaa 42180
caagtggaaa atcgaggat agcagcgcgt tgagcatgcc cggccgtgtt tttgcagggt 42240
attcgcgaaa cgaatagatg gatccaact aactgtcttt tggcgttctg atctcagtc 42300
ctcgttgcc gcaaatgact ctgtcggat aaatcgaagc gccgagtgcg ccgctgacga 42360
ccggaaccgg tgtgaaccga ccagtcatga tcaaccgtag cgcttcgcca atttcggtga 42420
agagcacacc ctgcttctcg cggatgccc aacgatgcag gccatacgt ttaagagagc 42480
cagcgacaac atgccaaaga tcttccatgt tctgatctg gccggtgaga tcgttttccc 42540
ttttccgct tagcttgggt aacctctct ttaccttccc taaagccgcc tgtgggtaga 42600
caatcaactg aaggaagtgt tcattgcgga ggagtggcc ggagagcacg cgtgttcaa 42660
aagcttcggt caggctagcg gcgaaaacac tacggaagtg tcgcccgcgc gatgatggca 42720
cgtcggcatg acgtacgagg tgagcatata ttgacacatg atcatcagcg atattgcgca 42780
acagcgtgtt gaacgcacga caacgcgat tgcgcatttc agtttctca agctcgaatg 42840
caacgcate aattctcgca atggtcatga tcgatccgtc ttcaagaagg acgatatggt 42900
cgctgagggt gccaatataa gggagataga tctcaccgga tcttccggtc gttccactcg 42960

-continued

cgccgagcat cacaccatc ctctccctcg tgggggaacc ctaattggat ttgggctaac 43020
agtagcgcce ccccaaaactg cactatcaat gcttcttccc gcggtccgca aaaatagcag 43080
gacgacgctc gccgcattgt agtctcgctc cacgatgagc cgggctgcaa accataacgg 43140
cacgagaacg acttcgtaga gcgggttctg aacgataacg atgacaaaagc cggcgaacat 43200
catgaataac cctgccaatg tcagtggcac cccaagaaac aatcggggcc gtgtggctgc 43260
gaggtaaagg gtcgattcct ccaaacgatc agccatcaac taccgccagt gagcgtttg 43320
ccgaggaagc tcgccccaaa catgataaca atgccgcga cgacgccggc aaccagccca 43380
agcgaagccc gccccaacat ccaggagatc ccgatagcga caatgccgag aacagcgagt 43440
gactggccga acggaccaag gataaacgtg catatattgt taaccattgt ggcggggctca 43500
gtgccgccac ccgcagattg cgctcggcg ggtccggatg aggaaatgct ccatgcaatt 43560
gcaccgcaca agcttggggc gcagctcgat atcacgcgca tcatcgcat cgagagcgag 43620
aggcgattta gatgtaaagc gtatctctca aagcatcgca tcaatgcgca cctccttagt 43680
ataagtcgaa taagacttga ttgtcgtctg eggatttccc gttgtcctgg tgtggcggtg 43740
gcggagcgat taaaccgcca gcgccatcct cctgcgagcg gcgctgatat gacccccaaa 43800
catcccacgt ctcttcggat tttagcgct cgtgatcgtc ttttgaggc tcgattaacg 43860
cgggcaccag cgattgagca gctgtttcaa cttttcgac gtaccggtt gcaaaaaccg 43920
cgatgaaatt accggtgtg taagcggaga tcgcccgacg aagcgcaaat tgcttctcgt 43980
caatcgttc gccgcctgca taacgactt tcagcatggt tgcagcggca gataatgatg 44040
tgacgcctg gagcgaccg tcaggtgtca gaccgagcat agaaaaatt cgagagtta 44100
ttgcatgag gccaacatcc agcgaatgcc gtgcatcgag acggtgcctg acgacttggg 44160
ttgcttggct gtgatcttgc cagtgaagcg tttcgccggt cgtgtgtca tgaatcgcta 44220
aaggatcaaa gcgactctcc accttagcta tcgccgcaag cgtagatgtc gcaactgatg 44280
gggcacactt gcgagcaaca tggtaaaact cagcagatga gagtggcgtg gcaaggctcg 44340
acgaacagaa ggagaccatc aaggcaagag aaagcgacc cgtatcttta agcatacctt 44400
atctccttag ctgcgaacta acaccgcctc tcccgttggga agaagtgcgt tgttttatgt 44460
tgaagattat cgggagggtc ggttactcga aaattttcaa ttgcttcttt atgatttcaa 44520
ttgaagcgag aaacctcgcc cggcgtcttg gaacgcaaca tggaccgaga accgcgcac 44580
catgactaag caaccggatc gacctattca ggccgcagtt ggtcaggtca ggtcagaac 44640
gaaaatgctc gccgaggtta cgctgtctgt aaaccattc gatgaacggg aagcttctt 44700
ccgattgctc ttggcaggaa tattggccca tgccgtcttg cgctttgcaa atgctcttat 44760
cgcgttggta tcatatgcct tgctcccgag cagaaaacgca ctctaagcga ttatttghaa 44820
aaatgtttcg gtcatcgccg ggtcatgggc ttgacctgct gtcagcgaac gacggatcgg 44880
tcaaccgctc gcatcgacaa cagcgtgaat cttggtggtc aaaccgccac gggaaactcc 44940
catacagcca tcgtcttgat cccgctgctt cccgtcgcg catgttgggtg gacgcggaca 45000
caggaactgt caatcatgac gacattctat cgaaagcctt ggaatcaca ctcagaatat 45060
gatcccagac gtctgcctca cgccatcgta caaacgatt gtagcaggtt gtacaggaac 45120
cgtatcgatc aggaactgct gccaggggc ggcccgctcg gaagcgccac aagatgacat 45180
tgatcaccgc cgtcaacgcg cggcaocgca cgcggcttat ttgggaacaa aggactgaac 45240

-continued

aacagtccat tcgaaatcgg tgacatcaaa gcggggacgg gttatcagtg gcctccaagt 45300
caagcctcaa tgaatcaaaa tcagaccgat ttgcaaacct gatttatgag tgtgcccct 45360
aatgatgaa atcgtccttc tagatcgct ccggtggtgta gcaaacctc gcagtatcg 45420
cgtgctgacc ttggccaggg aattgactgg caagggtgct ttcacatgac cgctctttt 45480
gccgcgatag atgatttcgt tgctgctttg ggcacgtaga aggagagaag tcatatcgg 45540
gaaattcctc ctggcgcgag agcctgctct atcgcgacgg catcccactg tcgggaacag 45600
accggatcat tcacgaggcg aaagtcgtca acacatgctg tataggcatc ttccttgaa 45660
ggatgatctt gttgctgcca atctggaggg gcggcagccg caggcagatg cgatctcag 45720
gcaactgctg gaaaaacatc tcaactcaact gaaaaccact agcgagtctc gcgatcagac 45780
gaaggccttt tacttaacga cacaatatcc gatgtctgca tcacaggcgt cgctatcca 45840
gtcaatacta aagcggtgca ggaactaaag attactgatg acttaggcgt gccacgaggc 45900
ctgagacgac gcgctgtagc agttttttga aatcattatc aaagtgatgg cctccgctga 45960
agcctatcac ctctgcgcgg gtctgtcgga gagatgggca agcattatta cggtcttcgc 46020
gcccgatcat gcattggagc attgcagggt caatggatct gagatcatcc agaggattgc 46080
cgcccttacc ttccgtttcg agttggagcc agccctaaa tgagacgaca tagtcgactt 46140
gatgtgacaa tgccaagaga gagatttgcct taacccgatt tttttgctca agcgtaagcc 46200
tattgaagct tgccgcatg acgtccgcgc cgaaagaata tcctacaagt aaaacattct 46260
gcacaccgaa atgcttggtg tagacatcga ttatgtgacc aagatcctta gcagtttcgc 46320
ttggggaccg ctccgaccag aaataccgaa gtgaactgac gccaatgaca ggaatccctt 46380
ccgtctgcag ataggtacca tcgatagatc tgctgcctcg cgcgtttcgg tgatgacggt 46440
gaaaacctct gacacatgca gctcccgag acggtcacag cttgtctgta agcggatgcc 46500
gggagcagac aagcccgtca gggcgcgtca cgggtgttg gcgggtgctg gggcgcagcc 46560
atgaccagc cagctagcga tagcggagtg tatactggct taactatgcg gcatcagagc 46620
agattgtact gagagtgcac catatgctgt gtgaaatacc gcacagatgc gtaaggagaa 46680
aataccgcat caggcgtctc tccgcttctc cgctcaactga ctgctgcgc tcggtcgttc 46740
ggctgcggcg agcggatca gctcaactca aggcggtaat acggttatcc acagaatcag 46800
gggataacgc aggaaagaac atgtgagcaa aaggccagca aaaggccagg aaccgtaaaa 46860
aggccgctgt gctggcgctt ttccatagcc tccgcccccc tgacgagcat cacaaaaatc 46920
gacgtcaag tcagaggtgg cgaaaaccga caggactata aagataccag gcgtttcccc 46980
ctggaagctc cctcgtgcgc tctcctgttc cgaccctgcc gcttaccgga tacctgtccg 47040
cctttctccc ttccgggaagc gtggcgcttt ctcatagctc acgctgtagg tatctcagtt 47100
cgggtgtagt cgttcgctcc aagctgggct gtgtgcacga accccccgtt cagcccagcc 47160
gctgcgcctt atccggtaac tatcgtcttg agtccaacc ggtaagacac gacttatcgc 47220
cactggcagc agccactggt aacaggatta gcagagcgag gtatgtaggc ggtgctacag 47280
agttcttgaa gtggtggcct aactaaggct aactagaag gacagtattt ggtatctgcg 47340
ctctgctgaa gccagttacc ttcggaaaaa gagttggtag ctcttgatcc ggcaaaaaa 47400
ccaccgctgg tagcgggtgt tttttgttt gcaagcagca gattacgcgc agaaaaaaag 47460
gatctcaaga agatcctttg atcttttcta cggggtctga cgctcagtg aacgaaaact 47520

-continued

cacgtaag gattttggc atgagattat caaaaaggat cttcacctag atccttttaa 47580
attaaaaatg aagttttaa tcaatctaaa gtatatatga gtaaaacttg tctgacagtt 47640
accaatgctt aatcagtgag gcacctatct cagcgatctg tctatttctg tcatccatag 47700
ttgctgact ccccgtctg tagataacta cgatacggga gggcttacca tctggcccca 47760
gtgctgcaat gataccgca gaccacgct caccggctcc agatttatca gcaataaacc 47820
agccagccgg aagggccgag cgcagaagt gtcctgcaac tttatccgcc tccatccagt 47880
ctattaattg ttgccggaa gctagagtaa gtagttgcc agttaatagt ttgcgcaacg 47940
ttgttgccat tgctgcagg ggggggggg ggggggactt ccattgttca tccacggac 48000
aaaaacagag aaagaaacg acagaggcca aaaagcctcg cttcagcac ctgtcgtttc 48060
ctttcttttc agagggtatt ttaaataaaa acattaagtt atgacgaaga agaacggaaa 48120
cgcttaaac cggaaaattt tcataaatag cgaaaaccg cgaggtcgcc gccccgtagt 48180
cggatcaccg gaaaggacc gtaaagtgat aatgattatc atctacatc cacaacgtgc 48240
gtggaggcca tcaaacacg tcaataatc aattatgacg caggtatcgt attaattgat 48300
ctgcatcaac ttaacgtaa aacaacttca gacaatacaa atcagcgaca ctgaatacgg 48360
ggcaacctca tgtcccccc cccccccc ctgcaggcat cgtggtgtca cgctcgtcgt 48420
ttggtatggc ttcattcagc tccggttccc aacgatcaag gcgagttaca tgatcccca 48480
tgttgtgcaa aaaagcgtt agctccttcg gtcctccgat cgttgtcaga agtaagttgg 48540
ccgcagtggt atcaactatg gttatggcag cactgcataa ttctcttact gtcatgccat 48600
ccgtaagatg cttttctgtg actggtgagt actcaaccaa gtcattctga gaatagtgta 48660
tgcggcgacc gagtgtctct tgcccgctc caacacggga taataccgcg ccacatagca 48720
gaaactttaa agtgctcatc attggaaaac gttcttcggg gcgaaaactc tcaaggatct 48780
taccgctggt gagatccagt tcgatgtaac ccactcgtgc acccaactga tcttcagcat 48840
cttttacttt caccagcgtt tctgggtgag caaaaacagg aaggcaaat gccgcaaaaa 48900
aggaataag ggcgacacg aaatgtttaa tactcactact cttcctttt caatattatt 48960
gaagcattta tcagggttat tgtctcatga gcggatacat atttgaatgt atttagaaaa 49020
ataaacaat aggggttccg cgcacattc cccgaaaagt gccacctgac gtctaagaaa 49080
ccattattat catgacatta acctataaaa ataggcgtat cagcaggccc tttcgtcttc 49140
aagaattggt cgacgatctt gctgcttcg gatattttcg tggagttccc gccacagacc 49200
cggattgaag gcgagatcca gcaactcgc ccagatcatc ctgtgacgga actttggcgc 49260
gtgatgactg gccaggacgt cggccgaaag agcgacaagc agatcacgct tttcgacagc 49320
gtcggatttg cgatcgagga tttttcggcg ctgcgctacg tccgagaccg cgttgaggga 49380
tcaagccaca gcagcccact cgaccttcta gccgaccag acgagccaag ggatcttttt 49440
ggaatgctgc tccgtctgca ggctttccga cgtttgggtg gttgaacaga agtcattatc 49500
gtacggaatg ccaagcactc ccgaggggaa cctgtggtt ggcagtcaca tacaatgga 49560
cgaacggata aaccttttca cgcctttta aatatccgtt attctaataa acgctctttt 49620
ctcttaggtt taccgccc aaatatacctgt caaacactga tagtttaaac tgaaggcggg 49680
aaacgacaat ctgateatga gcggagaatt aagggagtca cgttatgacc cccgccgatg 49740
acgcgggaca agccgtttta cgtttggaac tgacagaacc gcaacgttga aggagccact 49800

-continued

```
cagcaagctg gtacgattgt aatacgactc actatagggc gaattgagcg ctgtttaaac 49860
gctcttcaac tggaagagcg gttaccgga ccgaagcttg catgcctgca g 49911
```

```
<210> SEQ ID NO 32
<211> LENGTH: 36909
<212> TYPE: DNA
<213> ORGANISM: artificial
<220> FEATURE:
<223> OTHER INFORMATION: vector
```

```
<400> SEQUENCE: 32
```

```
tctagagctc gttcctcgag gcctcgaggc ctcgaggaac ggtacctgcg ggaagctta 60
caataatgtg tgttgtaag tcttggtgcc tgcatcgtc tgactgactt tcgtcataaa 120
tcccggcctc cgtaaccag ctttgggcaa gctcacggat ttgatccggc ggaacgggaa 180
tatcgagatg cggggtgaa cgctgcagtt ccagctttcc ctttcgggac aggtactcca 240
gctgattgat tatctgctga agggctcttg ttccacctcc tggcacaatg cgaatgatta 300
cttgagcgcg atcgggcctc caattttctc ccgtcaggtg cgtggcaag tgctacaagg 360
cacctttcag taacgagcga ccgtcgatcc gtcgccggga tacggacaaa atggagcgcga 420
gtagtccatc gagggcggcg aaagcctcgc caaaagcaat acgttcatct cgcacagcct 480
ccagatccga tcgagggctc tcggcgtagg cagatagaag catggataca ttgcttgaga 540
gtattccgat ggactgaagt atggcttcca tcttttctcg tgtgtctgca tctatttcca 600
gaaagcccc gatgcggcgc accgcaacgc gaattgcat actatccgaa agtcccagca 660
ggcgcgcttg ataggaaaag gtttcatact cggccgatcg cagacgggca ctacacgacct 720
tgaacccttc aactttcagg gatcgatgct ggttgatggt agtctcactc gacgtggctc 780
tgggtgtgtt tgacatagct tctccaaaag aaagcgaag gtctggatc tccagcacga 840
aatgtgcccc ggtagacgga tggaagtcta gccctgctca atatgaaatc aacagtacat 900
ttacagtcaa tactgaatat acttgctaca tttgcaattg tcttataacg aatgtgaaat 960
aaaaatagtg taacaacgct tttactcctc gataatcaca aaaacattta tacgaacaaa 1020
aatacaaatg cactccgggt tcacaggata ggccggatca gaatatgcaa cttttgacgt 1080
tttgttcttt caaagggggg gctggcaaaa ccaccgcact catgggcctt tgcgtgctt 1140
tggaatga cgtaaacga gtggccctct ttgatgccga cgaaaaccgg cctctgacgc 1200
gatggagaga aaacgcctta caaagcagta ctgggatcct cgctgtgaaag tctattccgc 1260
cgacgaaatg ccccttcttg aagcagccta tgaaaatgcc gagctcgaag gatttgatta 1320
tgcgttgccc gatacgcgtg gcggctcgag cgagctcaac aacacaatca tcgctagctc 1380
aaactgctt ctgateccca ccattgctaac gccgctcgac atcgatgagg cactatctac 1440
ctaacgctac gtcacgagc tgctgttgag tgaaaatttg gcaattccta cagctgtttt 1500
gcgccaacgc gtcccggctg gccgattgac aacatcgcaa cgcaggatgt cagagacgct 1560
agagagcctt ccagttgtac cgtctcccat gcatgaaaga gatgcatttg ccgcatgaa 1620
agaacgcggc atgttgcatc ttacattact aaacacggga actgatccga cgatgcgcct 1680
catagagagg aatcttcgga ttgcatgga ggaagtctgt gtcatttcca aactgatcag 1740
caaaatcttg gaggttgaa gatggcaatt cgcaagcccg cattgtcggg cggcgaagca 1800
cggcggcttg ctggtgctcg acccgagatc caccatccca acccgacact tgttccccag 1860
```

-continued

aagctggacc	tccagcactt	gcctgaaaaa	gccgacgaga	aagaccagca	acgtgagcct	1920
ctcgtcgcgc	atcacattta	cagtcccgat	cgacaactta	agctaactgt	ggatgccctt	1980
agtccacctc	cgtccccgaa	aaagctccag	gtttttcttt	cagcgcgacc	gcccgcgctt	2040
caagtgtcga	aaacatatga	caacctcggt	eggcaataca	gtccctcgaa	gtcgctacaa	2100
atgatattta	ggcgcgcggt	ggacgatttc	gaaagcatgc	tggcagatgg	atcatttcgc	2160
gtggccccga	aaagttatcc	gatcccttca	actacagaaa	aatccgttct	cgttcagacc	2220
tcacgcgatg	tcccggttgc	gttgcctcgag	gtcgcctcgaa	gtcattttga	tccggtgggg	2280
ttggagaccg	ctcgaacttt	cgcccaacaag	ctggctaccg	ccgcgctcgc	gtcattcttt	2340
gctggagaga	agccatcgag	caattggtga	agagggacct	atcggaaacc	ctcaccaaat	2400
attgagtgtg	ggtttgaggc	cgctggccgc	gtcctcagtc	accttttgag	ccagataaatt	2460
aagagccaaa	tgcaattggc	tcaggctgcc	atcgtccccc	cgtgcgaaac	ctgcacgtcc	2520
gcgtaaaaga	aataaccggc	acctcttgct	gtttttatca	gttgagggct	tgacggatcc	2580
gcctcaagtt	tgccggcgag	ccgcaaaatg	agaacatcta	tactcctgtc	gtaaacctcc	2640
tcgtcgcgta	ctcgactggc	aatgagaagt	tgctcgcgcg	atagaacgtc	gcggggtttc	2700
tctaaaaacg	cgaggagaag	attgaaactca	cctgccgtaa	gtttcacctc	accgccagct	2760
tcggacatca	agcgcagttg	cctgagatta	agtgtccagt	cagtaaaaaca	aaaagaccgt	2820
cggtctttgg	agcggacaac	gttggggcgc	acgcgcaagg	caaccggaat	gcggtcaaga	2880
aactctctcg	tactaaacgg	cttagcgata	aaatcacttg	ctcctagctc	gagtgcaaca	2940
actttatcgg	tctcctcaag	gcggctcgca	ctgataatta	tgattggaat	atcagacttt	3000
gccgccagat	ttcgaacgat	ctcaagccca	tcttcacgac	ctaaatttag	atcaacaacc	3060
acgacatcga	ccgtcgcgga	agagagtact	ctagtgaact	gggtgctgtc	ggctaccgcg	3120
gtcactttga	aggcgtggat	cgtaaggat	tcgataataa	gatgccgat	agcgacatcg	3180
tcacgataaa	gaagaacgtg	tttcaacggc	tcacctttca	atctaaaatc	tgaacccttg	3240
ttcacagcgc	ttgagaaatt	ttcacgtgaa	ggatgtacaa	tcacctccag	ctaaatgggc	3300
agttcgtcag	aattgcggct	gaccgcggat	gacgaaaatg	cgaaccaagt	atttcaattt	3360
tatgacaaaa	gtttctcaatc	gttgttacia	gtgaaacgct	tcgaggttac	agctactatt	3420
gattaaggag	atcgcctatg	gtctcgcgcc	ggcgtcgtgc	gtccgcgcgc	agccagatct	3480
cgctacttc	ataaacgtcc	tcataggcac	ggaatggaat	gatgacatcg	atcgccgtag	3540
agagcatgtc	aatcagtgtg	cgatcttcca	agctagcacc	ttgggcgcta	cttttgacia	3600
gggaaaacag	tttcttgaat	ccttggtatg	gattcgcgcc	gtgtattggt	gaaatcgatc	3660
ccggatgtcc	cgagacgact	tcactcagat	aagcccatgc	tgcacgtcgc	cgcactctgc	3720
caagcaatat	ccggtccggc	cgcatacgca	gacttgcttg	gagcaagtgc	tcggcgctca	3780
cagcaccag	cccagaccgc	ttcttgaggt	agagtagtct	aacatgatta	tcgtgtggaa	3840
tgacgagttc	gagcgtatct	tctatggtga	ttagcctttc	ctgggggggg	atggcgctga	3900
tcaaggtctt	gtcattgtgt	gtcttgccgc	ttccggtagg	gccacatagc	aacatcgctca	3960
gtcggctgac	gacgcgatcg	tcagaaaacg	cttccaaatc	cccgttgctca	aaatgctgaa	4020
ggatagcttc	atcactctga	ttttggcggt	tccttcgtgt	ctgccactgg	ttccacctcg	4080
aagcatcata	acgggaggag	acttctttaa	gaccagaaac	acgcgagctt	ggcgcgtcgaa	4140

-continued

tggtcaagct gacggtgccc gaggaacgg tcggcggcag acagatttgt agtcggtcac	4200
caccaggaag ttcagtgggc cagaggggggt tacgtgggtcc gacatcctgc tttctcagcg	4260
cgcccgctaa aatagcgata tcttcaagat catcataaga gacgggcaaa ggcacatttg	4320
taaaaatgcc ggcttggcgc acaaatgctt ctccaggctcg attgatcgca atttcttcag	4380
tcttcgggtc atcgagccat tccaaaatcg gcttcagaag aaagcgtagt tgcggatcca	4440
cttccattta caatgtatcc tatctctaag cggaaatttg aattcattaa gagcggcgggt	4500
tcctcccccg cgtggcgccg ccagtcaggc ggagctggta aacaccaaag aaatcgaggt	4560
cccgtgctac gaaaatggaa acggtgtcac cctgattctt cttcaggggt ggcggatgt	4620
tgatggttgc cttaagggct gtctcagttg tctgctcacc gttatcttga aagctgttga	4680
agctcatccc gccaccgag ctgcccggct aggtgctagc tgctggaag ggccttgaa	4740
caacactcaa gagcatagct ccgctaaaac gctgccagaa tggctgtcg accgagccc	4800
gcaatcctga gcgaccgagt tcgtccggc ttggcgtatg taacgagatc atcgatggt	4860
cagggtgtctc ggcgcgatcc cacaacacaa aaacgcgcc atctccctgt tgcaagccac	4920
gctgtatttc gccacaacg gtggtgccac gatcaagaag cacgatattg ttcggtgttc	4980
cacgaatata ctgaggaag acacacttta catagcctgc caaatttggt tcgattgctg	5040
tttgaagat gcacggaatt attgtccctt gcgttaccat aaaatcgggg tgccgcaaga	5100
gcgtggcgtc gctgggtgct agctcgggtg gtttcatacg tatcgacaaa tcgttctcgc	5160
cggaacttc gccattcgc aaggagttgt cgtcacgctt gccttcttgt cttcggccc	5220
tgctccctg aatggcgct ttgctgaccc cttgatcgcc gctgctatat gcaaaaatcg	5280
gtgtttcttc cggccgtggc tcatgccct cgggttcgcc cctcggcggg agaggagcag	5340
caggctgaac agcctcttga accgctggag gatccggcgg cacctcaatc ggagctggat	5400
gaaatggctt ggtgtttgtt gcgatcaaag ttgacggcga tgcgttctca ttcacctct	5460
tttggcgc acctagccaa atgaggetta atgataacgc gagaacgaca cctccgacga	5520
tcaatttctg agaccccgaa agacgccgc gatgtttgtc ggagaccagg gatccagatg	5580
catcaacctc atgtgccct tgctgactat cgttattcat cccttcgccc ccttcaggac	5640
gcgtttcaca tcgggcctca ccgtgccct ttgcccctt tggccaacgg gatcgtaagc	5700
ggtgttccag atacatagta ctgtgtggcc atccctcaga cgccaacctc gggaaaccga	5760
agaaatcctg acatcgctcc ctttaactga atagttggca acagcttctt tgccatcagg	5820
attgatggtg tagatggagg gtatgcgtac attgcccga aagtgaata ccgtcgtaaa	5880
tccattgtcg aagactctga gtggcaacag cgaacgatcg ccttggcga cgtagtcca	5940
attactgtcc gccgcaccaa gggctgtgac aggtgatcc aataaattct cagctttccg	6000
ttgatattgt gcttccgct gtagtctgtc cacaacagcc ttctgttgtg cctccctcg	6060
ccgagccgcc gcatcgtcgg cgggtaggc gaattggac ctgtaataga gatcgggctg	6120
ctctttatcg aggtgggaca gactcttga acttatactg aaaacataac ggcgcatccc	6180
ggagtcgctt gcggttagca cgattactgg ctgaggcgtg aggacctggc ttgcttgaa	6240
aaatagataa tttccccggt gtagggctgc tagatctttg ctatttgaaa cggcaaccgc	6300
tgccaccggt tcgttcgtgg cgaatgttac gaccaaagta gctccaaccg ccgtcgagag	6360
gcgcaccact tgatcgggat tgtaagccaa ataacgatg cgcggatcta gcttgcgcc	6420

-continued

cattggagtg tcttcagcct ccgcaccagt cgcagcggca aataaacatg ctaaaatgaa 6480
aagtgcTTTT ctgatcatgg ttcgctgtgg cctacgtttg aaacggatc ttcgatgtc 6540
tgataggagg tgacaaccag acctgccggg ttggttagtc tcaatctgcc gggcaactg 6600
gtcacctttt cgtagcgaac tgtcgcggtc cacgtactca ccacaggcat tttgccgtca 6660
acgacgaggg tccttttata gcgaatttgc tgcgtgcttg gagttacatc atttgaagcg 6720
atgtgctcga cctccaccct gccgcgtttg ccaagaatga cttgaggcga actgggattg 6780
ggatagtga agaattgctg gtaatcctgg cgcactgttg gggcactgaa gttcgatacc 6840
aggctgtagg cgtactgagc ggtgtcggca tcataactct cgcgcaggcg aacgtactcc 6900
cacaatgagg cgttaacgac ggcctcctct tgagttgcag gcaatcgcga gacagacacc 6960
tcgctgtcaa cgggtgccgc cggccgtatc catagatata cgggcacaag cctgctcaac 7020
ggcaccattg ttggtatagc gaacgcttga gcaacatttc ccaaaatcgc gatagctgcg 7080
acagctgcaa tgagtttga gagacgtcgc gccgatttcg ctccgcgggt ttgaaaggct 7140
tctacttctc tatagtgtc ggcaaggctt tcgcgcgcca ctagcatggc atattcaggc 7200
cccgtcatag cgtccaccgc aattgccgag ctgaagatct gacggagtag gctgccatcg 7260
ccccacattc agcgggaaga tcgggccttt gcagctcgtc aatgtgtcgt ttgtctggca 7320
gccgtcaaa gcgacaacta ggcacagcag gcaatacttc atagaattct ccattgaggc 7380
gaatTTTTgc gcgacctagc ctgcgtcaac ctgagcgaag cgacggtaca agctgctggc 7440
agattgggtt gcgccgtccc agtaactgcc tccaatgttg ccggcgatcg ccggcaaagc 7500
gacaatgagc gcatccccgt tcagaaaaaa catatcgagt tcgtaaagac caatgatctt 7560
ggccgcggtc gtaccggcga aggtgattac accaagcata agggtagagc cagtgccttc 7620
ggttaggatg acgatcgttg ccacgaggtt taagaggaga agcaagagac cgtaggtgat 7680
aagtgccecg atccacttag ctgcgatgtc ccgcgtgcga tcaaaaatat atccgacgag 7740
gatcagaggc ccgatcgcga gaagcacttt cgtgagaatt ccaacggcgt cgtaaactcc 7800
gaaggcagac cagagcgtgc cgtaaagac ccactgtgcc ccttgaaag caaggatgtc 7860
ctggtcgttc atcggaccga ttccggatgc gattttctga aaaacggcct gggtcacggc 7920
gaacattgta tccaactgtg ccggaacagt ctgcagagc aagccggtta cactaaactg 7980
ctgaacaaaag tttgggaccg tcttttcgaa gatggaaacc acatagtctt ggtagttagc 8040
ctgcccaaca attagagcaa caacgatggt gaccgtgatc acccgagtga taccgctacg 8100
ggtatcgact tcgcccgta tgactaaaat accctgaaca ataatccaaa gagtgacaca 8160
ggcgatcaat ggcgactca ccgcctcctg gatagtctca agcatcgagt ccaagcctgt 8220
cgtgaaggct acatcgaaga tcgtatgaat ggccgtaaac ggcgccgaa tcgtgaaatt 8280
catcgattgg acctgaact gactggtttg tcgcataatg ttggataaaa tgagctcga 8340
ttcggcgagg atcggggcgg atgaacaaat cgcaccgct taggggaggg caccaaagat 8400
gacagcggtc ttttgatgct ccttgcgttg agcggccgcc tcttcgcct cgtgaaagcc 8460
ggcctgcgcg tagtcatcg ttaataggct tgtcgcctgt acattttgaa tcattgcgtc 8520
atggatctgc ttgagaagca aaccattggt cacggttgcc tgcatgatat tgcgagatcg 8580
ggaaagctga gcagacgtat cagcattcgc cgtcaagcgt ttgtccatcg tttccagatt 8640
gtcagccgca atgccagcgc tgtttgcgga accggtgatc tgcgatcga acaggtccgc 8700

-continued

ttcagcatca ctacccacga ctgcacgac tgtatcgctg gtgatcgcac gtgccgtggt 8760
cgacattggc atttcgcgcg aaaacatttc attgtctagg tccttcgctc aaggatactg 8820
atTTTTctgg ttgagcgaag tcagtagtcc agtaacgccg taggccgacg tcaacatcgt 8880
aaccatcgct atagctctgag tgagattctc cgcagtcgcg agcgcagtcg cgagcgtctc 8940
agcctccggt gccgggtcgc taacaacaaa ctgcgcccgc ggggctgaa tatatagaaa 9000
gctgcaggtc aaaactggtg caataagttg cgtcgtcttc atcgtttcct accttatcaa 9060
tcttctgect cgtggtgagc ggccatgaat tcgctgagcc agccagatga gttgccttct 9120
tgtgcctcgc gtagtcgagt tgcaaagcgc accgtggtgg cacgccccga aagcacggcg 9180
acatatcacc gcataccccg cagatcaaat tcgcagatga cgcttccact ttctcgttta 9240
agaagaaact tacggctgcc gaccgtcatg tcttcacgga tcgctgaaa ttcttttctg 9300
gtacatttca gtccatcgac ataagccgat cgatctgcgg ttggtgatgg atagaaaatc 9360
ttcgtcatac attgocgaac caagctggct cctagcggcg attccagaac atgctctggt 9420
tgctgcggtt ccagatttag catcccgtt ttttttcgaa cggtcaggag gaatttgctg 9480
acgacagtcg aaaatttagg gttaacaaa taggcgcgaa actcatcgca gctcatcaca 9540
aaacggcggc cgtcgatcat ggctccaatc cgatgcagga gatatgctgc agcgggagcg 9600
catacttccct cgtattcgag aagatgcgtc atgtcgaagc cggtaatcga cggatctaac 9660
tttacttctg caacttcgcc gtcaaatgcc cagccaagcg catggccccg gcaccagcgt 9720
tggagccgcg ctctcgcgcc ttcggcgggc ccatgcaaca aaaattcacg taaccccgcg 9780
attgaaacga tttgtggatc aaacgagagc tgacgatgga taccacggac cagacggcgg 9840
ttctcttccg gagaaatccc accccgacca tcaactctcga tgagagccac gatccattcg 9900
cgcagaaaaat cgtgtgagge tgctgtgtt tctaggccac gcaacggcgc caacccgctg 9960
ggtgtgcctc tgtgaagtgc caaatatgtt cctcctgtgg cgcgaaccag caattcgcca 10020
ccccggtcct tgtcaaaaga cagcaccgta cctgcacggt cgaccatgct ctgttcgagc 10080
atggctagaa caaacatcat gagcgtcgtc ttaccctcc cgataggccc gaatattgcc 10140
gtcatgcca catcgtgctc atgcgggata tagtcgaaag gcgttccgcc attggtacga 10200
aatcgggcaa tcgctgtgcc ccagtgccct gagctggcgc cctctgaaa gttttcga 10260
gagacaaaacc ctgcgaaatt gcgtgaagtg attgcgccag ggcgtgtgcg ccacttaaaa 10320
ttccccgca attgggacca ataggccgct tccataccaa taccttcttg gacaaccacg 10380
gcaactgcat ccgccattcg tgtccgagcc cgcgcgcccc tgtccccag actattgaga 10440
tcgtctgcat agacgcaaag gctcaaatga tgtgagccca taacgaattc gttgctcgca 10500
agtgcgtcct cagcctcgga taattgcg atttgagtca cgctttatc gccggaactc 10560
agcatctggc tcgatttgag gctaagtttc gogtgcgctt cggggcgagt caggaacgaa 10620
aaactctgcg tgagaacaag tggaaaatcg agggatagca gcgcgttgag catgccccgc 10680
cgtgtttttg cagggtatc gcgaaacgaa tagatggatc caacgtaact gtcttttggc 10740
gttctgatct cgagctctc cttgcgcaa atgactctgt cgggtataat cgaagcgcg 10800
agtgcgccc tgacgaccg aaccggtgtg aaccgaccag tcatgatcaa ccgtagcgt 10860
tcgcaattt cggtagaag cacaccctgc ttctcggga tgccaagacg atgcaggcca 10920
tacgttttaa gagagccagc gacaacatgc caaagatctt ccatgttct gatctggccc 10980

-continued

gtgagatcgt tttccctttt tccgcttagc ttggtgaacc tctctttac cttccctaaa 11040
gccgcctgtg ggtagacaat caacgtaagg aagtgttcat tgcggaggag ttggccggag 11100
agcacgcgct gttcaaaagc ttcgttcagg ctagcggcga aaacactacg gaagtgtcgc 11160
ggcgccgatg atggcacgtc ggcattgacgt acgaggtgag catatattga cacatgatca 11220
tcagcgatat tgcgcaacag cgtgttgaac gcacgacaac ggcattgcg catttcagtt 11280
tcctcaagct cgaatgcaac gccatcaatt ctcgcaatgg tcatgatcga tccgtcttca 11340
agaaggacga tatggtcgct gaggtggcca atataaggga gatagatctc accggatcct 11400
tcggtcgttc cactcgcgcc gagcatcaca ccattcctct ccctcgtggg ggaaccctaa 11460
ttggatttgg gtaaacagta gcgcccccc aaactgcact atcaatgctt cttcccggcg 11520
tccgcaaaaa tagcaggagc acgctcgcg cattgtagtc tcgctccacg atgagccggg 11580
ctgcaaacca taacggcacg agaacgactt cgtagagcgg gttctgaacg ataacgatga 11640
caaagccggc gaacatcatg aataaccctg ccaatgtcag tggcaccoca agaacaatg 11700
cgggcccgtg ggctcgcgag taaaggtcgc attcttccaa acgatcagcc atcaactacc 11760
gccagtgage gtttgccga ggaagctcgc cccaaacatg ataacaatgc cgcgcagcgc 11820
gccggcaacc agcccaagcg aagcccgccc gaacatccag gagatccga tagcgacaat 11880
gccgagaaca gcgagtgact ggccgaacgg accaaggata aacgtgcata tattgttaac 11940
cattgtggcg gggctcagtc cgccaccgcg agattgcgct gcggcggggtc cggatgagga 12000
aatgctccat gcaattgcac cgcacaagct tggggcgcag ctcgatatca cgcgcatcat 12060
cgcattcgag agcagagagg gatttagatg taaacggtat ctctcaaagc atcgatcaa 12120
tgcgcacctc cttagtataa gtcgaaataa acttgattgt cgtctgcgga tttgccgttg 12180
tcctggtgtg gcggtggcgg agcgatataa ccgcccagcg catcctcctg cgagcggcgc 12240
tgatatgacc cccaaacatc ccacgtctct tcggatttta gcgcctcgtg atcgtctttt 12300
ggaggctcga ttaacgcccg caccagcgat tgagcagctg tttcaacttt tcgcacgtag 12360
ccgtttgcaa aaccgcgat gaaattaccg gtgttgtaag cggagatcgc ccgacgaagc 12420
gcaaattgct tctcgtcaat cgtttcgcg cctgcataac gacttttcag catgtttgca 12480
gcggcagata atgatgtgca cgcctggagc gcaccgtcag gtgtcagacc gagcatagaa 12540
aaatttcgag agtttatttg catgaggcca acatccagcg aatgccgtgc atcgagacgg 12600
tgctgacga cttgggttgc ttggctgtga tcttgccagt gaagcgtttc gccggtcgtg 12660
ttgtcatgaa tcgctaaagg atcaaagcga ctctccacct tagctatcgc cgaagcgtg 12720
gatgtcgcaa ctgatggggc acacttgcca gcaacatggt caaactcagc agatgagagt 12780
ggcgtggcaa ggctcagcga acagaaggag accatcaagg caagagaaag cgaccccgat 12840
ctcttaagca tactttatct ccttagctcg caactaacac cgcctctccc gttggaagaa 12900
gtcgtgtgtt ttatgttgaa gattatcggg agggtcgggt actcgaaaat tttcaattgc 12960
ttctttatga tttcaattga agcgagaaac ctcgcccggc gtcttggaac gcaacatgga 13020
ccgagaaccg cgcattccatg actaagcaac cggatcgacc tattcaggcc gcagttggtc 13080
aggtcaggct cagaacgaaa atgctcggcg aggttacgct gtctgtaaac ccattcgatg 13140
aacgggaagc ttccttcgga ttgctcttgg caggaatatt ggcccatgcc tgettgcgct 13200
ttgcaaatgc tcttatcgcg ttggtatcat atgccttgtc cgcacagcaga aacgcactct 13260

-continued

aagcgattat ttgtaaaaat gtttcgggtca tgcggcggtc atgggcttga cccgctgtca 13320
gcgcaagacg gatcgggtcaa ccgctcggcat cgacaacagc gtgaatcttg gtggtcaaac 13380
cgccacggga acgtcccata cagccatcgt cttgatcccg ctgtttcccg tcgccgcatg 13440
ttggtggacg cggacacagg aactgtcaat catgacgaca ttctatcgaa agccttgga 13500
atcacactca gaatatgatc ccagacgtct gcctcacgcc atcgtaaaaa gcgattgtag 13560
caggttgtac aggaaccgta tcgatcagga acgtctgccc agggcggggc cgtccggaag 13620
cgccacaaga tgacattgat cccccgctc aacgcggggc acgcgacgcg gcttatttgg 13680
gaacaaaagg ctgaacaaca gtccattcga aatcgggtgac atcaaacggg ggaacgggtta 13740
tcagtggcct ccaagtcaag cctcaatgaa tcaaaatcag accgatttgc aaacctgatt 13800
tatgagtgtg cggcctaaat gatgaaatcg tccttctaga tcgcctcctg ggtgtagcaa 13860
cacctcgcag tatcgcctg ctgaccttgg ccagggaatt gactggcaag ggtgctttca 13920
catgaccgct cttttggccg cgatagatga tttcgttgc gctttgggca cgtagaagga 13980
gagaagtcat atcggagaaa ttccctcctgg cgcgagagcc tgctctatcg cgacggcatc 14040
ccactgtcgg gaacagaccg gatcattcac gaggcgaaag tcgtcaaac acgcttata 14100
ggcatcttcc cttgaaggat gatcttgtg ctgccaatct ggagggtcgg cagccgcagg 14160
cagatgcatc ctcagcgcga cttgcccga aacatctcac tcacctgaaa accactagcg 14220
agtctcgcga tcagacgaag gccttttact taacgacaca atatccgatg tctgcatcac 14280
aggcgtcgtc atcccagtca atactaaagc ggtgcaggaa ctaaagatta ctgatgactt 14340
aggcgtgcca caggcctga gacgacgcgc gtagacagtt ttttgaatc attatcaaag 14400
tgatggcctc cgctgaagcc tatcacctct cgcgggtct gtcggagaga tgggcaagca 14460
ttattacggt cttcgcgccc gtacatgcat tggacgattg cagggtcaat ggatctgaga 14520
tcacccagag gattgcggcc cttaccttcc gtttcgagtt ggagccagcc cctaaatgag 14580
acgacatagt cgactttagt tgacaatgcc aagagagaga tttgcttaac ccgattttt 14640
tgctcaagcg taagcctatt gaagcttgc ggcatgacgt ccgcgccgaa agaatacct 14700
acaagtaaaa cattctgcac accgaaatgc ttggtgtaga catcgattat gtgaccaaga 14760
tccttagcag tttcgttgg ggaccgtcc gaccagaaat accgaagtga actgacgcca 14820
atgacaggaa tccttccgt ctgcagatag gtaccatcga tagatctgct gcctcgcgcg 14880
ttcgggtgat gacgggtgaa acctctgaca catgcagctc ccggagacgg tcacagcttg 14940
tctgtaagcg gatgccggga gcagacaagc ccgtcagggc gcgtcagcgg gtgttggcgg 15000
gtgtcggggc gcagccatga ccagtcacg tagcgatagc ggagtgtata ctggcttaac 15060
tatgcgcatc cagagcagat tgtactgaga gtgaccata tgcggtgtga aataccgcac 15120
agatgcgtaa ggagaaaata ccgcatcagg cgtcttccg cttcctcgt cactgactcg 15180
ctgcgctcgg tcgttcggct gcggcgagcg gtatcagctc actcaaaggc ggtaaacg 15240
ttatccacag aatcagggga taacgcagga aagaacatgt gagcaaaagg ccagcaaaag 15300
gccaggaacc gtaaaaaggc cgcgttctg gcgttttcc ataggctccg cccccctgac 15360
gagcatcaca aaaatcgac ctcaagtcag aggtggcgaa acccgacagg actataaaga 15420
taccaggcgt ttccccctgg aagctccctc gtgcgctctc ctgttccgac cctgccgctt 15480
accgataacc tgtccgctt tctcccttc ggaagcgtgg cgttttctca tagctcacgc 15540

-continued

tgtaggatc tcagttcggg gtaggtcggt cgctccaagc tgggctgtgt gcacgaaccc 15600
cccgttcage ccgaccgctg cgccttatcc ggtaactatc gtcttgagtc caacccggta 15660
agacacgact taticccact ggcagcagcc actggtaaca ggattagcag agcgaggat 15720
gtaggcgggt ctacagagtt cttgaagtgg tggcctaact acggctacac tagaaggaca 15780
gtatattgta tctgcgctct gctgaagcca gttaccttcg gaaaaagagt tggtagctct 15840
tgatccggca aacaaaccac cgctggtagc ggtgggtttt ttgtttgcaa gcagcagatt 15900
acgcgcagaa aaaaaggatc tcaagaagat cctttgatct tttctacggg gtctgacgct 15960
cagtggaaac aaaactcacg ttaagggatt ttggtcatga gattatcaaa aaggatcttc 16020
acctagatcc ttttaatta aaaatgaagt tttaaatcaa tctaaagtat atatgagtaa 16080
acttggctct acagttacca atgcttaatc agtgaggcac ctatctcagc gatctgtcta 16140
ttctgttcat ccatagttag ctgactcccc gtcgtgtaga taactacgat acgggagggc 16200
ttaccatctg gccccagtgc tgcaatgata ccgcgagacc cacgctcacc ggctccagat 16260
ttatcagcaa taaaccagcc agccggaagg gccgagcgca gaagtgggtc tgcaacttta 16320
tccgctcca tccagctcat taattgttgc cgggaagcta gagtaagtag ttcgccagtt 16380
aatagtttgc gcaacgttgt tgccattgct gcaggggggg gggggggggg gttccattgt 16440
tcattccaag gacaaaaaca gagaaaggaa acgacagagg ccaaaaagct cgctttcagc 16500
acctgtcgtt tcctttcttt tcagagggta ttttaataa aaacattaag ttatgacgaa 16560
gaagaacgga aacgccttaa accggaaaat tttcataaat agcgaaaacc cgcgaggtcg 16620
ccgcccgta acctgtcgga tcaccgaaa ggacccttaa agtgataatg attatcatct 16680
acatatacaca acgtgctggy aggccatcaa accacgtcaa ataataatt atgacgcagg 16740
tatcgatta attgatctgc atcaacttaa cgtaaaaaa acttcagaca atacaaatca 16800
gcgacactga atacggggca acctcatgct ccccccccc cccccctgc aggcacgtg 16860
gtgtcacgct cgtcgtttgg tatggcttca ttcagctccg gttcccaacg atcaaggcga 16920
gttcatgat cccccatggt gtgcaaaaaa cgggttagct ccttcggtcc tccgatcgtt 16980
gtcagaagta agttggccgc agtgttatca ctcatggtta tggcagcact gcataattct 17040
cttactgtca tgccatccgt aagatgcttt tctgtgactg gtgagtactc aaccaagtca 17100
ttctgagaat agtgtatgcy gcgaccgagt tgctcttgcc cggcgtcaac acgggataat 17160
accgcgccac atagcagaac tttaaaagtg ctcatcattg gaaaaagttc ttcggggcga 17220
aaactctcaa ggatcttacc gctgttgaga tccagttcga tgtaaccac tcgtgcaccc 17280
aactgatctt cagcatcttt tactttcacc agcgtttctg ggtgagcaaa aacaggaagg 17340
caaaatgccg caaaaaggg aataagggcy acacggaaat gttgaatact catactcttc 17400
ctttttcaat attattgaag catttatcag ggttattgtc tcatgagcgg atacatattt 17460
gaatgtattt agaaaaataa acaaataggg gttccgcgca catttccccg aaaagtgcc 17520
cctgacgtct aagaaacat tattatcatg acattaaact ataaaaatag gcgtatcacg 17580
aggcccttcc gtcttcaaga attcggagct tttgccatc tcaccggatt cagtcgtcac 17640
tcatggtgat ttctcacttg ataaccttat ttttgacgag gggaaattaa taggttgat 17700
tgatgttga cagtcggaa tcgcagacgy ataccaggat cttgccatcc tatggaactg 17760
cctcgttgag ttttctcctt cattacagaa acggcttttt caaaaatag gtattgataa 17820

-continued

tctgatatg aataaattgc agtttcattt gatgctcgat gagtttttct aatcagaatt 17880
ggttaattgg ttgtaacctt ggcagagcat tacgctgact tgacgggacg gcggctttgt 17940
tgaataaatc gaactttttg tgagttgaag gatcagatca cgcactctcc cgacaacgca 18000
gaccgttccg tggcaaaagc aaagttcaaa atcaccaact ggtccacctt caacaaagct 18060
ctcatcaacc gtggctccct cactttctgg ctggatgatg gggcgattca ggctctggat 18120
gagtcagcaa caccttcttc acgaggcaga cctcagcgcc agaaggccgc cagagaggcc 18180
gagcgcggcc gtgaggtctg gacgctaggg cagggcatga aaaagcccgt agcgggctgc 18240
tacggcgctc tgacgcgggt gaaaggggga ggggatgttg tctacatggc tctgctgtag 18300
tgagtgggtt gcgctccgpc agcggctctg atcaatcgtc accctttctc ggtcctcaa 18360
cgttctgac aacgagcctc cttttcgcca atccatcgac aatcaccgpc agtccctgct 18420
cgaacgctgc gtccggaccg gcttcgctga aggcgtctat cgcggcccgc aacagcggcg 18480
agagcggagc ctgttcaacg gtgccccgpc gctcggccgc atcgctgtcg ccggcctgct 18540
cctcaagcac ggccccaaac gtgaagttagc tgattgtcat cagcgcattg acggcgtccc 18600
cggccgaaaa accccgctcg cagaggaagc gaagctgpcg gtcggccgtt tccatctgpc 18660
gtgcgcccgc tcgctgcccg gcatggatgc gcgcccctc gcggtaggpc agcagcpcct 18720
gctgaagct gcgggcatc ccgatcagaa atgagcpcca gtcgtcgtcg gctctcgpc 18780
ccgaatgpcg atgattctcc gccagcatgg cttcggccag tgcgtcagc agcpccccgt 18840
tgttctgaa gtgccagtaa agcpcggct gctgaacccc caaccgttcc gccagtttgc 18900
gtgtcgtcag accgtctacg ccgacctcgt tcaacagtc cagggcggca cggatcactg 18960
tattcggctg caacttttgc atgcttgaca ctttatcact gataaacata atatgtccac 19020
caacttatca gtgataaaga atccgpcgt tcaatcggac cagcggagpc tggcccgag 19080
gccagacgtg aaacccaaca taccctgat cgttaattctg agcactgtcg cgtcgcagpc 19140
tgtcggcacc gccctgatta tgcgggtgct gccgggpcctc ctcgpcgacc tggttcactc 19200
gaacgacgtc accgcccact atggcattct gctggcpcgt tatgpcgttg tgcaatttgc 19260
ctgcgacct gtgctgggpc cgtgtcggga tgcgttcggg cggcggccaa tcttgcctg 19320
ctcgtgpcgc ggcgpcactg tcgactacgc catcatggpc acagcpcctt tctttgggt 19380
tctctatata gggcggatcg tggccggcat caccgggpcg actgggpcgg tagccgpcgc 19440
ttatattgpc gatatacact atggcpcatg pcgpcgpcgg cacttcggct tcatgagpc 19500
ctgtttcggg ttcgggatgg tcgpcggacc tgtgctcpcgt gggctgatgg pcggtttctc 19560
ccccacpcgt ccgttcttcg ccgpcgpcgc cttgaacpcg ctcaatttcc tgacgggctg 19620
ttctctttg ccggagtcgc aaaaagpcga acgpcgpcgc ttacgpcggg aggctctcaa 19680
cccpcctcgt tgcgtccggt gggccgggpc catgaccpc gtcgpcpcct tgatggcpcgt 19740
cttctcactc atgcaacttg tcggacaggt gccgpcpcgc ctttgggtca ttttcgpcga 19800
ggatcpcctt cactgggagc pcgaccagat cggcatttgc cttgpcpcat ttggcattct 19860
gcattcactc gccagpcga tgatcaccg cctgtgacc gccgpcctc pcgaaagpcg 19920
ggcactcatg ctcggaatga ttgccagpc cacagpcctac atcctgcttg ccttcgpcgac 19980
acgggpcatg atggcgttcc cgateatggt cctgcttgc tpcgggtgpc tpcggaatgc 20040
ggcpcctgca gcaatgttgt ccagpcaggt gpcatgagga cgtcagggpc agctgcaag 20100

-continued

ctcactggcg gcgctcacca gcctgacctc gatcgtegga cccctcctct tcacggcgat 20160
ctatgcggct tctataacaa cgtggaacgg gtgggcatgg attgcaggcg ctgccctcta 20220
cttgctctgc ctgccggcgc tgcgtcgcgg gctttggagc ggcgcagggc aacgagccga 20280
tcgctgatcg tggaaacgat aggcctatgc catgcccggtc aaggcgactt cgggcaagct 20340
atacgcgccc taggagtgcg gttggaacgt tggcccagcc agatactccc gatcacgagc 20400
aggacgccga tgatttgaag cgcactcagc gtctgatcca agaacaacca tcctagcaac 20460
acggcgggtcc cggggtgag aaagcccagt aaggaaacaa ctgtaggttc gagtcgcgag 20520
atcccccgga accaaaggaa gtaggttaaa cccgctccga tcaggccgag ccacgccagg 20580
ccgagaacat tggttcctgt aggcctcggg attggcggat caaacactaa agctactgga 20640
acgagcagaa gtccctccggc cgcaggttgc caggcggtaa aggtgagcag aggcacggga 20700
ggttgccact tgcgggtcag cacggttccg aacgccatgg aaaccgcccc cggcaggccc 20760
gctgcgacgc cgacaggatc tagcgtcgcg tttggtgtca acaccaacag cgccaacgccc 20820
gcagttccgc aatatgcccc caggaccgcc atcaatcgta tcgggctacc tagcagagcg 20880
gcagagatga acacgaccat cagcggctgc acagcgcta ccgtcgcgcg gacccccgcc 20940
ggcaggcggg agaccgaaat aaacaacaag ctccagaata gcgaaatatt aagtgcgccc 21000
aggatgaaga tgcgcatcca ccagattccc gttggaatct gtcggacgat catcacgagc 21060
aataaacccc ccggcaacgc ccgcagcagc ataccggcga cccctcggcc tcgctgttcg 21120
ggctccacga aaacgcggga cagatgcgccc ttgtgagcgt ccttggggcc gtccctcctgt 21180
ttgaagaccg acagcccaat gatctcgcgc tcgatgtagg cgcgcaatgc caccggcatct 21240
cgcaaccggt cagcgaacgc ctccatgggc tttttctcct cgtgctcgta aacggaccgc 21300
aacatctctg gagctttctt cagggccgac aatcggatct cgcggaaatc ctgcacgtcg 21360
gccgtccaa gccgtcgaat ctgagcctta atcacaattg tcaattttaa tcctctgttt 21420
atcggcagtt cgtagagcgc gccgtgcgtc ccgagcgata ctgagcgaag caagtgcgtc 21480
gagcagtgcc cgcttgttcc tgaatgcca gtaaagcgcg ggctgctgaa ccccagccc 21540
gaactgaccc cacaaggccc tagcgtttgc aatgcaccag gtcacattg acccaggcgt 21600
gttccaccag gccgtgcct cgcaactctt cgcaggcttc gccgacctgc tcgcccact 21660
tcttcacgcy ggtggaatcc gatccgcaca tgaggcggaa ggtttccagc ttgagcgggt 21720
acggctcccg gtgcgagctg aatagtcga acatccgtcg gcccgtcggc gacagcttgc 21780
ggtacttctc ccatatgaat ttcgtgtagt ggtcgcacg aaacagcacg acgatttcct 21840
cgtgatcag gacctggcaa cgggacgttt tcttgccacg gtccaggacg cggaaagcgg 21900
gcagcagcga caccgattcc aggtgccccaa cgcggtcgga cgtgaagccc atcgccgtcg 21960
cctgtaggcy cgacaggcat tcctcggcct tcgtgtaata ccggccattg atcgaccagc 22020
ccaggtcctg gcaaagctcg tagaacgtga aggtgatcgg ctcccgata ggggtgcgct 22080
tcgctactc caacacctgc tgccacacca gttcgtcacc gtcggcccgc agctcgacgc 22140
cgggtgtagt gatcttcacg tccttggtga cgtggaaaat gacctgttt tgcagcgcct 22200
cgcgcgggat tttctgttg cgcgtggtga acagggcaga gcgggcccgtg tcgtttggca 22260
tcgctcgcat cgtgtccgc caccggcga taccgaacaa ggaaagctgc atttccttga 22320
tctgctgctt cgtgtgtttc agcaacgcgg cctgcttggc ctcgctgacc tgttttgcca 22380

-continued

ggctctcgcc ggccggtttt cgcttcttgg tcgtcatagt tctcgcgctg tcgatggcca 22440
tcgacttcgc caaacctgcc gcctcctggt cgagacgacg cgaacgctcc acggcggccg 22500
atggcgccgg cagggcaggg ggagccagtt gcacgctgtc gcgctcgatc ttggccgtag 22560
cttgctggac catcgagccg acggactgga aggtttcgcg gggcgcacgc atgacgggtc 22620
ggcttgcatg ggtttcggca tctcggcggg aaaaccccgc gtcgatcagt tcttgccctgt 22680
atgccttcgg gtcaaacgct cgattcattc accctccttg cgggattgcc ccgactcacg 22740
ccggggcaat gtgccttatt tcttgatttg acccgcctgg tgccttgggtg tccagataat 22800
ccaccttate ggcaatgaag tcggtcccgt agaccgctctg gccgtccttc tcgtacttgg 22860
tattccgaat cttgccctgc acgaatacca gcgacccctt gcccaaacac ttgccgtggg 22920
cctcggcctg agagccaaaa cacttgatgc ggaagaagtc ggtgcgctcc tcttgcctgc 22980
cggcatcggt gcgccactct tcattaaccg ctatatcgaa aattgcttgc ggcttgtag 23040
aattgccatg acgtacctcg gtgtcacggg taagattacc gataaactgg aactgattat 23100
ggctcatatc gaaagtctcc ttgagaaaag agactctagt tttagctaac attgggtccg 23160
ctgtcaagaa ctttagccgc taaaattttg cgggccgcga ccaaaggtgc gagggcgccg 23220
ttccgctgtg tacaaccaga tatttttcac caacatcctt cgtctgctcg atgagcgggg 23280
catgacgaaa catgagctgt cggagagggc aggggtttca atttcgtttt taccagactt 23340
aaccaacggt aaggccaacc cctcgttgaa ggtgatggag gccattgccg accccctgga 23400
aactccccta cctcttctcc tggagtccac cgaccttgac cgcgaggcac tcgcgagat 23460
tgccgggtcat ctttcaaga gcagcgtgcc gcccggtacc gaacgcatca gtgtggtttt 23520
gccgtcacat aaggcgttta tcgtaagaa atggggcgac gacacccgaa aaaagctgcg 23580
tggaaggctc tgacgccaa ggtagggctc tgcacttctt tctttagccg ctaaaacggc 23640
cccttctctg cggccgctcg gctcgcgcat catatcgaca tcctcaacgg aagccgtgcc 23700
gcgaatggca tcggggcggg gcgcttgac agttgttttc taccagaacc cctacgtcgt 23760
gcggttcgat tagctgtttg tcttgacggc taaacacttt cggtatatcg tttgcctgtg 23820
cgataatggt gctaagtatt tgttcgtag gggttactga aaagtgcgcg ggaagaaga 23880
gtttcagacc atcaaggagc gggccaagcg caagctggaa cgcgacatgg gtgcggacct 23940
gttggccgcy ctcaacgacc cgaaaaccgt tgaagtcag ctcaacgcgg acggcaaggt 24000
gtggcacgaa cgcttggcg agccgatgcy gtacatctgc gacatgcggc ccagccagtc 24060
gcaggcgatt atagaacgcy tggccggtt ccacggcaaa gaggtcacgc ggcattcgcc 24120
catcctggaa ggcgagttcc ccttggatgg cagccgcttt gccggccaat tgcgcccgg 24180
cgtggccgcy ccaaccttgg cgatccgcaa gcgcgcggtc gccatcttca cgtggaaca 24240
gtacgtcgag gcgggcatca tgaccgcga gcaatacgag gtcattaaaa gcgcccgtcg 24300
ggcgcatcga aacatcctcg tcattggcgg tactggctcg ggcaagacca cgtcgtcaa 24360
cgcgatcacc aatgaaatgg tcgcttcaa cccgtctgag cgcgtcgtca tcacgagga 24420
cacggcgcaa atccagtgcg ccgcagagaa cgcgctcaa taccacaaca gcatcgactg 24480
ctcgatgacg ctgctgctca agacaacgct gcgtatgcgc cccgaccgca tctggtcgg 24540
tgaggtacgt ggccccgaag cccttgatct gttgatggcc tggaaacccg ggcattgaag 24600
aggtgcccgc accctgcacg caaacaccc caaagcgggc ctgagccggc tcgccatgct 24660

-continued

tatcagcatg caccceggatt caccgaaacc cattgagccg ctgattggcg aggcggttca 24720
tgtggctcgt catatcgcca ggaccocctag cggccgctga gtgcaagaaa ttctcgaagt 24780
tcttggttac gagaacggcc agtacatcac caaaaccctg taaggagtat ttccaatgac 24840
aacggctggt cegtcccgctc tgaccatgaa tcgcggcatt ttgttctacc ttgccgtggt 24900
cttcgttctc gctctcgcgt tatccgcgca tccggcgatg gcctcggaag gcaccggcgg 24960
cagcttgcca tatgagagct ggctgacgaa cctgcgcaac tccgtaaccg gcccggtggc 25020
cttcgcgctg tccatcatcg gcategctgt cgccggcggc gtgctgatct tcggcggcga 25080
actcaacgcc ttcttccgaa ccctgatctt cctggttctg gtgatggcgc tgctggctcg 25140
cgcgcagaac gtgatgagca ccttcttcgg tcgtggtgcc gaaatcgcgg ccctcggcaa 25200
cggggcgcgt caccagggtc aagtcgcggc ggccgatgcc gtgcgtgcgg tagcggctgg 25260
acggctcgcc taatcatggc tctgcgcacg atccccatcc gtcgcgcagg caaccgagaa 25320
aacctgttca tgggtggtga tcgtgaaactg gtgatgttct cgggcctgat ggcgtttgcg 25380
ctgattttca gcgcccaga gctgcgggcc accgtggtcg gtctgatcct gtggttcggg 25440
gcgctctatg cgttccgaat catggcgaag gccgatccga agatgcgggt cgtgtacctg 25500
cgtcaccgcc ggtacaagcc gtattaccg gcccgctcga ccccgttccg cgagaacacc 25560
aatagccaag ggaagcaata ccgatgatcc aagcaattgc gattgcaatc gggggcctcg 25620
gcgcgcttct gttgttcate ctctttgccc gcaccgcgc ggtcgatgcc gaactgaaac 25680
tgaaaaagca tcgttccaag gacgcgggcc tggccgatct gctcaactac gccgctgctg 25740
tcgatgacgg cgtaatcgtg ggcaagaacg gcagctttat ggctgcctgg ctgtacaagg 25800
gcatgacaaa cgcaagcagc accgaccagc agcgcgaagt agtgtccgcc cgcacaaacc 25860
aggccctcgc gggcctggga agtgggtgga tgatccatgt ggaacccgtg cggcgtcctg 25920
ctccgaacta cgcggagcgg ggcctgctcg cgttccctga ccgtctgacg gcagcgattg 25980
aagaagagcg ctcggtcttg ccttgctcgt cggtgatgta cttaccagc tccgcgaagt 26040
cgctcttctt gatggagcgc atggggagct gcttggcaat cacgcgcacc ccccgccctg 26100
tttagcggct aaaaaagtca tggctctgcc ctcggggcga ccacgcccat catgacctg 26160
ccaagctcgt cctgcttctc ttcgatcttc gccagcaggg cgaggatcgt ggcacaccg 26220
aacccgcgcc tgccggggtc gtcggtgagc cagagtttca gcaggccgcc caggcggccc 26280
aggtcgccat tgatcggggc cagctcgcgg acgtgctcat agtccacgac gcccggtgatt 26340
ttgtagccct ggccgacggc cagcaggtag gccgacaggc tcatgccggc cgcgcgcc 26400
ttttcctcaa tcgctcttcg ttcgtctgga aggcagtaca ccttgatagg tgggctgccc 26460
ttctgggtg gcttggttctc atcagccatc cgcttgccct catctgttac gccggcggta 26520
gccggccagc ctgcagagc aggatcccc ttgagcaccg ccagggtcga ataagggaca 26580
gtgaagaagg aacaccgcct cgcgggtggg cctacttcac ctatcctgcc cggctgacgc 26640
cgttgatgac accaaggaaa gtctacacga accctttggc aaaatcctgt atatcgtgcg 26700
aaaaaggatg gatataccga aaaaatcgtc ataatgacct cgaagcaggg ttatgcagcg 26760
gaaaagcgtc gcttccctgc tgttttggg aatatctacc gactggaaac aggcaaatgc 26820
aggaaattac tgaactgagg ggacaggcga gagacgatgc caaagagcta caccgacgag 26880
ctggccgagt gggttgaatc ccgcgcggcc aagaagcgc gccgtgatga ggctgcggtt 26940

-continued

gcgttcctgg cggtgagggc ggatgtcgag gcggcgtag cgtccggcta tgcgctcgtc 27000
accatttggg agcacatgcg ggaaacgggg aaggtcaagt tctcctacga gacgttccgc 27060
tcgcacgcca ggcggcacat caagcccaag cccgccgatg tgcccgcacc gcaggccaag 27120
gctgcggaac ccgcgcccgc acccaagacg ccggagccac ggccggccgaa gcaggggggc 27180
aaggctgaaa agccggcccc cgctgcggcc ccgaccggct tcaccttcaa cccaacaccg 27240
gacaaaaagg atctactgta atggcgaaaa ttcacatggt tttgcagggc aagggcgggg 27300
tcggcaagtc ggccatcgcc gcgatcattg cgcagtacaa gatggacaag gggcagacac 27360
ccttgtgcat cgacaccgac ccggtgaacg cgcggttcga gggctacaag gccctgaacg 27420
tccgcccggc gaacatcatg gccgcccgcg aaattaactc gcgcaacttc gacaccctgg 27480
tcgagctgat tcgcccagcc aaggatgacg tggatgatga caacgggtgcc agctcgttcg 27540
tgctctgtgc gcattacctc atcagcaacc aggtgccggc tctgctgcaa gaaatggggc 27600
atgagctggt catccatacc gtcgtcaccg gcggccaggc tctcctggac acggtgagcg 27660
gcttcgcccga gctcgcagc cagttcccgg ccgaagcgct tttcgtggtc tggctgaacc 27720
cgtattgggg gcctatcgag catgagggca agagcttga gcagatgaag gcgtacacgg 27780
ccaacaaggc ccgctgtgctg tccatcatcc agattccggc cctcaaggaa gaaacctacg 27840
gccgagattt cagcgacatg ctgcaagagc ggctgacgtt cgaccaggcg ctggccgatg 27900
aatcgctcac gatcatgacg ccgcaacgcc tcaagatcgt gcggcggcggc ctgtttgaac 27960
agctcgacgc ggccggcctg ctatgagcga ccagattgaa gagctgatcc gggagattgc 28020
ggccaagcac ggcatcgccg tcggcccgca cgaccgggtg ctgatcctgc ataccatcaa 28080
cgcccggctc atggcccaca gtgcccga gcaagaggaa atccttgccg cgttcaagga 28140
agagctgaaa gggatcgccc atcgttgggg cgaggacgcc aaggccaaag cggagcggat 28200
gctgaaacgc gccctggcgg ccagcaagga cgcaatggcg aaggtaatga aggacagcgc 28260
cgcgagggcg gccgaagcga tccgagggga aatcgacgac ggccttgccc gccagctcgc 28320
ggccaaggtc gcggaacgcg gccgctgggc gatgatgaac atgatcggcg gcggcatggt 28380
gttgctcgcg gccgcccctg tgggtggggc ctcgttatga atcgagagg cgcagatgaa 28440
aaagcccggc gttgccgggc tttgtttttg cgttagctgg gcttgtttga caggcccaag 28500
ctctgactgc gcccgctcgc gcgctcctgg gcctgtttct tctcctgctc ctgcttgcgc 28560
atcagggcct ggtgcgctcg ggctgcttca cgcacgcaat ccagtcgccc gccagctcg 28620
ggatgctccg cgcgcatctt gcgctgcgcc agttcctcga tcttgggcgc gtgaatgccc 28680
atgccttctc tgatttcgcg caccatgtcc agccgctgtg gcagggtctg caagcgggct 28740
tgctgttggg cctgctgctg ctgccaggcg gcctttgtac gcggcaggga cagcaagccg 28800
ggggcattgg actgtagctg ctgcaaacgc gcctgctgac ggtctacgag ctgttctagg 28860
cggctcctga tcgctccac ctggtcatgc tttgcctgca cgtagagcgc aagggtctgc 28920
tggtaggctc gctcgatggg ccgagattct aagagggcct gctgttccgt ctggcctcc 28980
tgggccgctc gtagcaaatc ctgcgcctg ttgcccctgg actgctttac tgcccggggc 29040
tgctgttgcc ctgctcgcgc cgtcgtcgca gttcggcttg cccccactcg attgactgct 29100
tcatttcgag ccgcagcgat gcgatctcgg attgcgtaa ccgacggggc agcgcggagg 29160
tgtccggctt ctcttgggtg gactcggctg atgccatagc caaaggtttc cttccaaaat 29220

-continued

gcgtccattg ctggaccgtg tttctcattg atgcccgcga gcatcttcgg cttgaccgcc 29280
aggtaagcgc cgccttcattg ggcgggtcattg acggacgccc ccatgacctt gccgcccgtt 29340
ttctcgatgt agccgcgtaa tgaggcaatg gtgcccgcga tcgtcagcgt gtcacgcaca 29400
acgatgtact tctggccggg gatcacctcc ccctcgaaag tcggggtgaa cgcagggcga 29460
tgatctgaac cggctccggg tcgggagacc ttctcccgtc gcacaatgtc cgtttcgacc 29520
tcaaggccaa ggcggtcggc cagaacgacc gccatcatgg ccggaatctt gttgttcccc 29580
gccgcctcga cggcgaggac tggaacgatg cggggcttgt cgtcgccgat cagcgtcttg 29640
agctgggcaa cagtgtcgtc cgaatcagg cgtcgcacca aattaagcgc cgttccgcg 29700
tcgccctgct tcgcagcctg gtattcaggc tcggtggtca aagaaccaag gtcgcccgtt 29760
cgaaccacct tcgggaagtc tccccacggt gcgcgctcgg ctctgctgta gctgctcaag 29820
acgcctccct ttttagccgc taaaactcta acgagtgcgc ccgcgactca acttgacgct 29880
ttcggcactt acctgtgcct tgccacttgc gtcatagggt atgcttttcg cactcccgat 29940
ttcaggtaact ttatcgaaat ctgaccgggc gtgcattaca aagttcttcc ccacctgtt 30000
gtaaagtctg ccgctatctg cgtggacgat gctgccgtcg tggcgctgcg acttatcggc 30060
cttttgggccc atatagatgt tgtaaatgcc aggtttcagg gccccggett tatctacct 30120
ctggttcgct catgcgcctt ggttctcggg ctggacaatt ctttgcccat tcatgaccag 30180
gaggcggtgt ttcattgggt gactcctgac ggttgccctc ggtgttaaac gtgtcctggt 30240
cgcttgccgg ctaaaaaaaaa gccgacctcg gcagttcgag gccggcttcc cctagagccg 30300
ggcgctcaa ggtgttcca tctatcttag tgaactcgtc tcgatttacc agttacttcc 30360
ctcccgttt gtgttctcct ccaactcgtt ccgctctag ccgaccctc aacatagcgg 30420
cctctctctg ggetgcctt gcctcttgc gcgcttcgct acgctcggct tgcaccgctc 30480
taaagcgcct ggctgcctg gccgcctct gcgcccgcga ctctcttgc tctggtggg 30540
cctcggcgtc ggctgcgcct ttcgcttcca ccgctgcga cctcgtgcgc aaactctccg 30600
cttcgcgcct ggtggcgtc gcctcgcgc gaagcgcctg catttctcgg ttggccgct 30660
ccagggtctt gcggtctct tctttgaatg cgcgggctc ctggtgagcg tagtccagct 30720
cggcgcgcag ctctcgcct cgaagctcca cctcgtcggc ccgctgcgtc gccagcggg 30780
cccgtgctc ggtcctgcct agggcgggtc gtgcttcggc cagggttgc cgtggtgct 30840
cggccagctc ggccgcctc gcggcctgct gctctagcaa tgtaacgcgc gctgggctt 30900
cttcagctc gggggcctc gcctcgaagg cgtcggccag ctcccgcgc acggttcca 30960
actcgttgc ctacagatcc cagccgctt gcgctgcctg caacgattca ttggcaaggg 31020
cctgggctc ttgccagagg gggccacgg cctggttgc ggctgctgc accgctccg 31080
gcaactggac tgccagcggg gcggcctgc ccgtgcgctg gcgtgcctc tcgagcagc 31140
cggcgtggtc gtcgttcatt ttgacgcggg cggccttacg cactgcatcc acggtcggga 31200
agttctccc gtcgcttgc tcgaacagct cgtccgcagc cgcaaaaatg cgtcgcgcg 31260
tctcttctt cagttccatt ttggctcgg taattggtaa gaataataat actcttacct 31320
accttatcag cgcaagagtt tagctgaaca gttctcact taacggcagg ttttttagc 31380
gctgaagggc aggcaaaaa agcccgcac ggtcggcggg ggcaagggt cagcgggaag 31440
gggattagc ggcgtcgggc ttcttctatc gtcggggcgc cgttctctg gatggagcac 31500

-continued

gacgaagcgc gcacgcgcat cgtcctcggc cctatcggcc cgcgtcgcgg tcaggaactt 31560
gtcgcgcgct aggtcctccc tgggtgggcac caggggcatg aactcggcct gctcgatgta 31620
ggtcactccc atgaccgcat cgcagtcgag gccgcgttcc ttcaccgtct cttgcaggtc 31680
gcggtacgcc cgctcgttga gcggtggta acgggccaat tggtcgtaaa tggctgtcgg 31740
ccatgagcgg cctttcctgt tgagccagca gccgacgacg aagccggcaa tgcaggcccc 31800
tggcacaacc aggccgacgc cgggggcagg ggatggcagc agctcgcaa ccaggaacc 31860
cgcccgatg atgcccgatc cggtaacca gcccttgaaa ctatccggcc ccgaaacacc 31920
cctcgcgcat gcctggatgc tgcgcccgat agcttgcaac atcaggagcc gtttcttttg 31980
ttcgtcagtc atggtcgcc ctcaccagtt gttcgtatcg gtgtcggacg aactgaaatc 32040
gcaagagctg ccggtatcgg tccagccgct gtccgtgtcg ctgctgccga agcacggcga 32100
ggggtccgcg aacgcccgag acggcgtatc cggccgcagc gcatcgcca gcatggcccc 32160
ggtcagcagc ccgccggcca ggtagcccag catggtgctg ttggtcggcc cgccaccag 32220
ggccgacgtg acgaaatcgc cgtcattccc tctggattgt tcgctgctcg gcggggcagt 32280
gcgcgcgccc ggcggcgtcg tggatggctc gggttggctg gcctgcgacg gccggcgaaa 32340
gggtgcgacg agctcgttat cgaccggctg cggcgtcggg gccgccgect tgcgctgctg 32400
tcggtgttcc ttcttcggct cgcgcagctt gaacagcatg atcgcggaaa ccagcagcaa 32460
cgccgcgect acgcctccc cgatgtagaa cagcatcgga ttcattcttc ggtcctcctt 32520
gtagcggaac cgttgtctgt gcggcgcggg tggcccgcgc cgctgtcttt ggggatcagc 32580
cctcgatgag cgcgaccagt ttcacgtcgg caaggttcgc ctggaactcc tggccgtcgt 32640
cctcgtactt caaccaggca tagccttccg ccggcggccg acggttgagg ataaggcggg 32700
cagggcgctc gtcgtgctcg acctggacga tggccttttt cagcttctcc gggtcggct 32760
ccttcgcgce ctttctcttg gcgtccttac cgtcctggtc gccgtcctcg ccgtcctggc 32820
cgtcgcgggc ctccgcgtea cgtcggcat cagtctggcc gttgaaggca tcgacggtgt 32880
tgggatcgcg gcccttctcg tccaggaact cgcgcagcag cttgaccgtg ccgcgcgtga 32940
ttctcgggt gtcgtgctca agccaogcct cgacttctc cgggcgcttc ttgaaggcgg 33000
tcaccagctc gttcaccacg gtcacgtcgc gcacgcggcc ggtgttgaac gcatcggcga 33060
tcttctccgg caggtccagc agcgtgacgt gctgggtgat gaacgcgggc gacttgccga 33120
ttctcctggc gatategect ttcttcttgc ccttcgcccag ctccggcca atgaagtcgg 33180
caatttcgcg cggggtcagc tcggtgctt gcaggttctc gataacctgg tcggcttctg 33240
tgtagtcggt gtcgatgaac gccgggatgg acttcttggc ggcccacttc gagccacggt 33300
agcggcgggc gccgtgattg atgatatagc ggcccggctg ctctggttc tcgcccaccg 33360
aatgggtga cttcaccocg cgtcttttga tcgtggcacc gatttccgcg atgctctccg 33420
gggaaaagcc ggggttgcg gccgtccgcg gctgatgcgg atcttcgctc atcaggtcca 33480
ggtccagctc gatagggcgg gaaccgcct gagacgcgc aggagcgtcc aggagctcg 33540
acaggtcgcc gatgctatcc aaccccaggc cggacggctg ccgcgcgect gcggttctc 33600
gagcggccgc agcgggtgtt ttcttggtyg tcttggcttg agccgcagtc attgggaaat 33660
ctccatcttc gtgaacacgt aatcagccag ggccggaacc tcttctgatg ccttgcgcgc 33720
ggccgttttc ttgatcttcc agaccggcac accggatgcg agggcatcgg cgatgctgct 33780

-continued

gcgcaggcca acggtggccg gaatcatcat cttggggtag gcggccagca gctcggcttg 33840
gtggcgccgc tggcgccgat tccgcgcac gaccttgcct ggcaccatgc caaggaattg 33900
cagcttggcg ttcttctggc gcacgttcgc aatggctctg accatcttct tgatgccctg 33960
gatgctgtac gectcaagct cgatggggga cagcacatag tcggccgcga agagggcggc 34020
cgccaggccg acgccaaggg tcggggccgt gtcgatcagg cacacgtcga agccttggtt 34080
cgccagggcc ttgatgttcg ccccgaaacg ctccggggcg tcgtccagcg acagccgttc 34140
ggcgctccgc agtaccgggt tggactcgat gagggcgagg cgcgcggcct ggccgtccgc 34200
ggctgcgggt gcggtttcgg tccagccgcc ggcagggaca gcgccgaaca gcttgcttgc 34260
atgcaggccg gtagcaaagt ccttgagcgt gtaggacgca ttgccctggg ggtccaggtc 34320
gatcacggca accccaagc cgcgctcgaa aaagtcgaag gcaagatgca caagggtcga 34380
agtcttgccg acgcccctt tctggttggc cgtgacaaa gttttcatcg tttggttcc 34440
tgtttttct tggcgccgc tcccacttc cggacgatgt acgctgatg ttcggcaga 34500
accgcccgtta ccgcgcgta cccctcgggc aagttcttgt cctcgaacgc ggcccacacg 34560
cgatgcaccg cttgcgacac tgcgcccctg gtcagtccca gcgacgttgc gaacgtccgc 34620
tgtggcttcc catcgactaa gacgccccgc gctatctcga tggctctgctg ccccacttcc 34680
agcccctgga tcgcccctg gaactggctt tcggttaagcc gtttcttcat ggataacacc 34740
cataaattgc tccgcgcctt ggttgaacat agcggtgaca gccgccagca catgagagaa 34800
gtttagctaa acatttctcg cacgtcaaca ccttagccg ctaaaaactcg tccttggcgt 34860
aacaaaaaa aagcccggaa accgggcttt cgtctcttgc cgcttatggc tctgcaccgc 34920
gctccatcac caacaggtcg cgcacgcgct tcaactcggt gcggatcgac actgccagcc 34980
caacaaagcc ggttgcgccg gccgccagga tcgcgccgat gatgccggcc acaccggcca 35040
tcgccacca ggtcgcgcc ttcgggttcc attcctgctg gtaactgttc gcaatgctgg 35100
acctcgctc accataggct gaccgctcga tggcgtatgc cgcttctccc cttggcgtaa 35160
aaccagcgc cgcagggcgc attgccatgc tgcccgcgc tttcccgacc acgacgcgcg 35220
caccaggctt gcggtccaga ccttcggcca cggcgagctg cgcaaggaca taatcagccg 35280
ccgacttggc tccacgcgcc tcgatcagct cttgcaactc gcgaaatcc ttggcctcca 35340
cgcccgccat gaatcgcga cgcggcgaag gctccgcagg gccggcgctg tgatccgcgc 35400
cgagaatgcc cttcaccaag ttcgacgaca cgaaaatcat gctgacggct atcaccatca 35460
tgcagacgga tcgcacgaac ccgctgaatt gaacacgagc acggcacccg cgaccactat 35520
gccaaagatg cccaaggtaa aaattgccg ccccgccatg aagtcgctga atgcccgcac 35580
ggccgaagtg aagggcagc gcaccaaccg gccgcgcccc tcaactgccg gcacctggtc 35640
gctgaatgct gatgccagca cctgcggcac gtcaatgctt ccggcgctc gcctcgggct 35700
gatcgcacct cccgttactg ccccgatccc ggcaatggca aggactgcca gcgctgccat 35760
ttttggggtg aggccttgc cggccgaggg gcgcagcccc tggggggatg ggaggcccgc 35820
gttagcgggc cgggaggtt cgagaagggg gggcaccccc cttcggcgtg cgcggctcacg 35880
cgcacagggc gcagccctgg ttaaaaaaa ggttataaa tattggttta aaagcagggt 35940
aaaaacagc ttagcgggtg ccgaaaaacg ggcggaaacc cttgcaaatg ctggatttcc 36000
tgctgtgga cagccccca aatgtcaata ggtgcgcccc tcactctgca gcactctgcc 36060

-continued

```

cctcaagtgt caaggatcgc gccctcacc tgctcagtagt cgcgcccctc aagtgtcaat 36120
accgcagggg acttatcccc aggcttgtcc acatcatctg tgggaaactc gcgtaaaatc 36180
aggcgttttc gccgatttgc gaggttgccc agctccacgt cgcgcggcca aatcgagcct 36240
gccctcacc tgcaacgcc gcgcccgggtg agtcggcccc tcaagtgtca acgtccgccc 36300
ctcatctgtc agtgagggcc aagttttccg cgaggatcc acaacgccgg cggcccggtt 36360
gtctcgaca cggttcgac ggcgtttctg cgcgcttgc agggccatag acggccgcca 36420
gcccagcggc gagggcaacc agcccgtga gcgtcggaaa ggcgctggaa gcccctagc 36480
gacgcggaga gggcgagac aagccaaggc cgcaggtctg atgcgcagca cgacatagcc 36540
ggttctcgca aggacgagaa tttccctgcy gtgcccctca agtgtcaatg aaagttcca 36600
acgcgagcca ttccgagag ccttgagtcc acgctagatg agagctttgt tgtaggtgga 36660
ccagttggtg attttgaact tttgctttgc cacggaacgg tctgcgttgt cgggaagatg 36720
cgtgatctga tccttcaact cagcaaaagt tcgatttatt caacaaagcc acgttctgtc 36780
tcaaatctc tgatgttaca ttgcacaaga taaaaatata tcatcatgaa caataaaact 36840
gtctgcttac ataaacagta atacaagggg tgttatgagc catattcaac gggaaacgtc 36900
ttgctcgac 36909

```

```

<210> SEQ ID NO 33
<211> LENGTH: 825
<212> TYPE: DNA
<213> ORGANISM: Zea Mays

```

```

<400> SEQUENCE: 33

```

```

aaatccttac agaattgctg tagtttcata gtgctagatg tggacagcaa agcgcgctg 60
tatgcttctg cttttctttt ttggtgtgtg tagccacatc ctttgttctc gcccggegcc 120
atccacttg gttgtttttt tttatgattg aaagccttca tgcttcctcg gtcfaatcacc 180
ggtgcgcact gggagcatcg ccggaaaaaa aattcttcgg ctaagagtaa cttctttctc 240
ctttcttct ctgatctcgc gagcagtgtc gataacgtgt tgtaactctac ttagcggtaa 300
cgagattgag agagacaaaa tgacagaact attgtcttta ttgcagagtg tcatgtattt 360
atacagggga tacaagtct cccaaggggt gtgtcccttg ggagtaactg ccagttgatc 420
acaggacaat attttgtaac aaaacgtaca catcgtcaa atagcgaggc atgaaactgg 480
ccttgcccat ggacgcgtga agcgcgccat gcgttgata tgtggtcaat aagtatatac 540
aatacaatgt ttaacagagc tgatagtact gctttggcac atttttgtcc acgcttcag 600
agagataaaa cacctgcacg taaattcaca tgctgcactg aaggcccgat cactgaggag 660
cgaactgccc taactccctt ctatatatac cccagtecc tgtttcagtt ttegtcaagc 720
tagcagcacc aagttgtcga tcaactgcct gctcttgagc tcgattaagc tatcatcagc 780
tacagcatcc gatcccaaac tgcaactgta gcagcgacaa ctgcc 825

```

```

<210> SEQ ID NO 34
<211> LENGTH: 860
<212> TYPE: DNA
<213> ORGANISM: Zea mays

```

```

<400> SEQUENCE: 34

```

```

ctggtaatta ttggctgtag gattctaac agagcctaaa tagctggaat agctctagcc 60

```

-continued

```

ctcaatccaa actaatgata tctatactta tgcaactcta aatTTTTatt ctaaaagtaa 120
tattttcattt ttgtcaacga gattctctac tctattccac aatcttttga agcaatattt 180
accttaaadc tgtactctat accaataadc atatattcta ttatttattt ttatctctct 240
cctaaggagc atccccctat gtctgcatgg cccccgcctc gggTcccaat ctcttgctct 300
gctagtagca cagaagaaaa cactagaaat gacttgcttg acttagagta tcagataaac 360
atcatgttta cttaacttta atttgatcgc gtttctacta tttttataat atttttgtct 420
ctatagatac tacgtgcaac agtataatca acctagttta atccagagcg aaggattttt 480
tactaagtac gtgactccat atgcacagcg ttccttttat ggttcctcac tgggcacagc 540
ataaacgaac cctgtccaat gttttcagcg cgaacaaaaca gaaattccat cagcgaacaa 600
acaacataca tgcgagatga aaataaataa taaaaaaagc tccgtctcga taggccggca 660
cgaatcgaga gcctccatag ccagtttttt ccctcggaac ggcgggttcgc gcacctaat 720
atatgcacca cacgcctata aagccaacca acccgtcggg ggggcgcaag ccagacagaa 780
gacagcccgT cagccccctcT cgtttttcTat ccgccttcgc ctccaaccgc gtgcgctcca 840
cgctctctcc aggaaagcga 860

```

```

<210> SEQ ID NO 35
<211> LENGTH: 896
<212> TYPE: DNA
<213> ORGANISM: Zea mays

```

```

<400> SEQUENCE: 35

```

```

gtgcagcgtg acccggctgt gcccctctct agagataatg agcattgcat gtctaagtta 60
taaaaaatta ccacatattt tttttgtcac acttgtttga agtgcagttt atctatcttt 120
atacatatat ttaaacttta ctctacgaat aatataatct atagtactac aataatatca 180
gtgtttttaga gaatcatata aatgaacagt tagacatggt ctaaaggaca attgagtatt 240
ttgacaacag gactctacag ttttatcttt ttagtggtgca tgtgttctcc tttttttttg 300
caaatagcct cacctatata atacttcacT cattttatta gtacatccat ttagggttta 360
gggTtaatgg tttttataga ctaatttttt tagtacatct attttattct attttagcct 420
ctaaattaag aaaactaaaa ctctatttta gtttttttat ttaataattt agatataaaa 480
tagaataaaa taaagtgact aaaaattaaa caaataccct ttaagaaatt aaaaaaacta 540
aggaaacatt tttcttgttt cgagtagata atgccagcct gttaaacgcc gtcgacgagt 600
ctaacggaca ccaaccagcg aaccagcagc gtcgcgtcgg gccaaagcga gcagacggca 660
cggcatctct gtcgctgcct ctggaccctc ctcgagagtt ccgctccacc gttggacttg 720
ctccgctgTc ggcatccaga aattgcgtgg cggagcggca gacgtgagcc ggcacggcag 780
gcgccctcct cctcctcTca cggcaaccgc agctacgggg gattcctttc ccaccgctcc 840
ttcgttttcc ctctctgcgc cgcgtaata aatagacacc ccctccacac cctctt 896

```

```

<210> SEQ ID NO 36
<211> LENGTH: 318
<212> TYPE: DNA
<213> ORGANISM: Zea mays

```

```

<400> SEQUENCE: 36

```

```

agacttgTcc atcttctgga ttggccaact taattaatgt atgaaataaa aggatgcaca 60

```

-continued

catagtgaca tgctaatacac tataatgtgg gcatcaaagt tgtgtgttat gtgtaattac	120
tagttatctg aataaaaagag aaagagatca tccatatttc ttatcctaaa tgaatgtcac	180
gtgtctttat aattctttga tgaaccagat gcatttcatt aaccaaatcc atatacatat	240
aaatattaat catatataat taatatcaat tgggttagca aaacaaatct agtctagggtg	300
tgttttgcca attgcggc	318

<210> SEQ ID NO 37
 <211> LENGTH: 4678
 <212> TYPE: DNA
 <213> ORGANISM: artificial
 <220> FEATURE:
 <223> OTHER INFORMATION: vector

<400> SEQUENCE: 37

gaaaggccca gtcttccgac tgagccttcc gttttatttg atgcctggca gttccctact	60
ctcgcgttaa cgctagcatg gatgttttcc cagtcacgac gttgtaaac gacggccagt	120
cttaagctcg ggccccggtt aacgctacca tggagctcca aataatgatt ttattttgac	180
tgatagtgc ctgttctgtt caacaattg ataagcaatg cttttttata atgccaactt	240
tgtatagaaa agttgggccg aattcagact cgggtacggc agaatggccc ggaccgggtt	300
accgaattcg agctcggtag cctgggatcc ctggaatta ttggctgtag gattctaaac	360
agagcctaaa tagctggaat agctctagcc ctcaatcaa actaatgata tctatactta	420
tgcaactcta aatttttatt ctaaaagtaa tatttcattt ttgtcaacga gattctctac	480
tctattccac aatcttttga agcaatatt accttaaac tgtactctat accaataatc	540
atatattcta ttatttattt ttatctctct cctaaggagc atccccctat gtctgcatgg	600
cccccgctc gggccccaat ctcttgcctc gctagtagca cagaagaaaa cactagaaat	660
gacttgcttg acttagagta tcagataaac atcatgttta cttaaactta atttgatcg	720
gtttctacta tttttataat atttttgcct ctatagatac tacgtgcaac agtataatca	780
acctagttaa atccagagcg aaggattttt tactaagtac gtgactccat atgcacagcg	840
ttccttttat ggttcctcac tgggcacagc ataaacgaac cctgtccaat gttttcagcg	900
cgaacaaaca gaaattccat cagcgaacaa acaacataca tgcgagatga aaataaataa	960
taaaaaaagc tccgtctcga taggcogcca cgaatcgaga gcctccatag ccagttttt	1020
ccatcggaac ggcggttcgc gcacctaatt atatgcacca cagcctata aagccaacca	1080
accgctcgga ggggcgcaag ccagacagaa gacagcccgt cagcccctct cgtttttcat	1140
ccgccttcgc ctccaaccgc gtgcgctcca cgcctcctcc aggaaagcga ggatctcccc	1200
caaatccacc cgtcggcacc tccgcttcaa ggtacgcgc tcgtcctccc ccccccccc	1260
tctctacctt ctctagatcg gcgttccggt ccatgggttag ggcccggtag ttctacttct	1320
gttcatgttt gtgtagatc cgtgtttgtg ttagatccgt gctgctagcg ttctacacg	1380
gatgcgacct gtacgtcaga cacgttctga ttgctaactt gccagtgttt ctctttgggg	1440
aatcctggga tggctctagc cgttcocgag acgggatcga tttcatgatt tttttgttt	1500
cgttgcatag ggtttgggtt gcccttttcc tttatttcaa tataatgccc gcacttggtt	1560
gtcgggtcat cttttcatgc tttttttgt cttgggtgtg atgatgtggt ctgggtgggc	1620
ggcgtttcta gatcggagta gaattctgtt tcaaacacc tgggtgattt attaatgtt	1680

-continued

gatctgtatg tgtgtgccat acatattcat agttacgaat tgaagatgat ggatggaaat	1740
atcgatctag gataggtata catgttgatg cgggttttac tgatgcatat acagagatgc	1800
tttttgttcg cttggttggt atgatgtggt gtggttgggc ggtcgttcat tcgttctaga	1860
tcggagtaga atactgtttc aaactacctg gtgtatttat taattttgga actgtagtg	1920
tgtgtcatac atcttcatag ttacgagttt aagatggatg gaaatatcga tctaggatag	1980
gtatacatgt tgatgtgggt tttactgatg catatacatg atggcatatg cagcatctat	2040
tcatagtctc taaccttgag tacctatcta ttataataaa caagtatggt ttataattat	2100
ttgatcttg atatacttg atgatggcat atgcagcagc tatatgtgga tttttttagc	2160
cctgccttca tacgctattt atttgcttg tactgtttct tttgtcgatg ctcacctgt	2220
tgtttggtgt tacttctgca ggtcgactct agaagcttgg tcaccctggc cgggcctaga	2280
agccagctt caagtttga caaaaaagt gaacgagaaa cgtaaaatga tataaatatc	2340
aatatattaa attagatttt gcataaaaa cagactacat aactactgta aacacaacat	2400
atgcagtcac tatgaatcaa ctacttagat ggtatttagt acctgtagaa ttcgagctct	2460
agagctgcag ggcggccgag atatccccta tagtgagtcg tattacatgg tcatagctgt	2520
ttcctggcag ctctgccccg tgtctcaaaa tctctgatgt tacattgcac aagataaaaa	2580
tatatcatca tgaacaataa aactgtctgc ttacataaac agtaatacaa ggggtgttat	2640
gagccatatt caacgggaaa cgtcgaggcc gcgattaat tccaacatgg atgctgattt	2700
atatgggtat aaatgggctc gcgataatgt cgggcaatca ggtgcgacaa tctatcgctt	2760
gtatgggaag cccgatgcgc cagagttggt tctgaaacat ggcaaaggta gcgttgccaa	2820
tgatgttaca gatgagatgg tcagactaaa ctggctgacg gaatttatgc ctcttccgac	2880
catcaagcat ttatccgta ctctgatga tgcattggtta ctcaccactg cgatccccgg	2940
aaaaacagca ttccaggat tagaagaata tctgattca ggtgaaaata ttgttgatgc	3000
gctggcagtg ttctgcgcc ggttgcatte gattcctggt tgtaattgct cttttaacag	3060
cgatcgcgta tttcgtctcg ctcagggcga atcacgaatg aataacggtt tggttgatgc	3120
gagtgatttt gatgacgagc gtaatggctg gctgttgaa caagtctgga aagaaatgca	3180
taaacttttg ccattctcac cggattcagt cgtcactcat ggtgatttct cacttgataa	3240
ccttattttt gacgagggga aattaatagg ttgtattgat gttggacgag tcggaatcgc	3300
agaccgatac caggatcttg ccactctatg gaactgctc ggtgagtttt ctccttcatt	3360
acagaaacgg ctttttcaaa aatatggtat tgataatcct gatatgaata aattgcagtt	3420
tcatttgatg ctcgatgagt ttttctaato agaattggtt aattggttgt aacactggca	3480
gagcattacg ctgacttgac gggacggcgc aagctcatga ccaaaatccc ttaacgtgag	3540
ttacgcgtcg ttccactgag cgtcagaccc cgtagaaaag atcaaaggat cttcttgaga	3600
tcctttttt ctgcgcgtaa tctgtgctt gcaaacaaaa aaaccaccgc taccagcgg	3660
ggtttgttg cggatcaag agctaaccaac tctttttcgg aaggtaactg gcttcagcag	3720
agcgcagata ccaaatactg tcctctatg ttagccgtag ttaggccacc acttcaagaa	3780
ctctgtagca ccgcctacat acctcgtct gctaactctg ttaccagtgg ctgctgccag	3840
tggcgataag tcgtgtctta cggggttga ctcaagacga tagttaccgg ataaggcgc	3900
gcggtcgggc tgaacggggg gttcgtgcac acagcccagc ttggagcga cgaactacac	3960

-continued

```

cgaactgaga tacctacagc gtgagcattg agaaagcgcc acgcttcccg aaggagaaaa 4020
ggcggacagc tatccggtaa gcggcagggt cggaacagga gagcgcacga gggagcttcc 4080
aggggaaaa gcctggtatc tttatagtcc tgcggggttt cgccacctct gacttgagcg 4140
tcgatttttg tgatgctcgt caggggggcg gagcctatgg aaaaacgcca gcaacgcggc 4200
ctttttacgg ttctctggcct tttgctggcc ttttgcctac atgttcttcc ctgctgtatc 4260
ccctgattct gtggataacc gtattaccgc ctttgagtga gctgataccg ctgcccagcag 4320
ccgaacgacc gagcgcagcg agtcagtgcg cgaggaagcg gaagagcgcc caatacgcga 4380
accgcctctc cccgcgcggt ggccgattca ttaatgcagc tggcacgaca ggtttcccga 4440
ctggaaagcg ggcagtgcg gcaacgcaat taatacgcgt accgctagcc aggaagagtt 4500
tgtagaaaag caaaaaggcc atccgtcagg atggccttct gcttagtttg atgcttgcca 4560
gtttatggcg ggcgtctcgc ccgccacct ccgggcccgt gcttcacaac gttcaaatcc 4620
gctcccggcg gatttgcct actcaggaga gcgttcaccg acaacaaca gataaaac 4678

```

```

<210> SEQ ID NO 38
<211> LENGTH: 2991
<212> TYPE: DNA
<213> ORGANISM: artificial
<220> FEATURE:
<223> OTHER INFORMATION: vector

```

```

<400> SEQUENCE: 38

```

```

ctttcctgcg ttatcccctg attctgtgga taaccgtatt accgcctttg agtgagctga 60
taccgctcgc cgcagccgaa cgaccgagcg cagcagctca gtgagcgagg aagcggaaaga 120
gcgccaata cgcaaacgcg ctctcccgcg gcgttgcccg attcattaat gcagctggca 180
cgacaggttt cccgactgga aagcggcagc tgagcgcgca gcaattaata cgcgtaccgc 240
tagccaggaa gagttttagt aaacgcaaaa aggccatccg tcaggatggc cttctgctta 300
gtttgatgcc tggcagttta tggcgggctg cctgcccgcg accctccggg ccgttgcttc 360
acaacgttca aatccgctcc cggcggattt gtcctactca ggagagcgtt caccgacaaa 420
caacagataa aacgaaagcg ccagctctcc gactgagcct ttcgttttat ttgatgctg 480
gcagttccct actctcgcgt taacgctagc atggatgttt tcccagtcac gacgttgtaa 540
aacgacggcc agtcttaagc tcgggcccctg cagctctaga gctcgaattc tacaggtcac 600
taataccatc taagtgttg gtccatagtg actgcatatg ttgtgtttta cagtattatg 660
tagtctgttt tttatgcaaa atctaattta atatattgat atttataca tttacgttt 720
ctcgttcaac tttctgtgac aaagtggccg ttaacggatc cagactgtgc catcttctgg 780
attggccaac ttaattaatg tatgaaataa aaggatgcac acatagtgac atgctaataca 840
ctataatgtg ggcatacaag ttgtgtgtta tgtgtaatta ctagttatct gaataaaaga 900
gaaagagatc atccatattt cttatcctaa atgaatgtca cgtgtcttta taattctttg 960
atgaaccaga tgcatttcat taaccaaacc catatacata taaatattaa tcatatataa 1020
ttaatatcaa ttgggttagc aaaacaaacc tagtctaggt gtgttttgcg aattgcggca 1080
agcttgccgc cgccccgggc aactttatta tacaagttg gcattataaa aaagcattgc 1140
ttatcaattt gttgcaacga acaggtcact atcagtcaaa ataaaatcat ttttggagc 1200
tccatggtag cgtaaacgcg gccgcgatat cccctatagt gagtctgatt acatggctcat 1260

```

-continued

```

agctgtttcc tggcagctct ggccccgtgc tcaaaatctc tgatgttaca ttgcacaaga 1320
taaaaatata tcatcatgaa caataaaact gtctgcttac ataaacagta atacaagggg 1380
tgttatgagc catattcaac gggaaacgtc gaggccgcga ttaaattcca acatggatgc 1440
tgatttatat gggatataat gggctcgcga taatgtcggg caatcagggtg cgacaatcta 1500
tcgcttgat gggaaagccc atgcgccaga gttgtttctg aaacatggca aaggtagcgt 1560
tgccaatgat gttacagatg agatggctag actaaactgg ctgacggaat ttatgcctct 1620
tccgaccatc aagcatttta tccgtactcc tgatgatgca tggttactca ccaactgcgat 1680
ccccgaaaa acagcattcc aggtattaga agaatatcct gattcagggtg aaaatattgt 1740
tgatgcgctg gcagtgttcc tgcgcgggtt gcattcgatt cctgtttga attgtccttt 1800
taacagcgat cgcgtatttc gtctcgtca ggcgcaatca cgaatgaata acggtttggg 1860
tgatgcgagt gattttgatg acgagcgtaa tggctggcct gttgaacaag tctggaaga 1920
aatgcataaa cttttgcat tctcaccgga ttcagtcgtc actcatggtg atttctcact 1980
tgataacctt atttttgagc aggggaaatt aataggttgt attgatgttg gacgagtcgg 2040
aatgcagac cgataccagg atcttgccat cctatggaac tgcctcgggtg agttttctcc 2100
ttcattacag aaacggcttt ttcaaaaata tggattgat aatcctgata tgaataaatt 2160
gcagtttcat ttgatgctcg atgagttttt ctaatcagaa ttggttaatt ggttgtaaca 2220
ctggcagagc attacgctga cttgacggga cggcgcaagc tcatgaccaa aatcccttaa 2280
cgtgagttac gcgtcgttcc actgagcgtc agaccccgtg gaaaagatca aaggatcttc 2340
ttgagatcct tttttctgc gcgtaatctg ctgcttgcaa acaaaaaaac caccgctacc 2400
agcgggtggt tgtttgccc atcaagagct accaactctt tttccgaagg taactggctt 2460
cagcagagcg cagataccaa atactgtcct tctagtgtag ccgtagttag gccaccactt 2520
caagaactct gtagcaccgc ctacatacct cgctctgcta atcctgttac cagtggctgc 2580
tgccagtggc gataagtctg gtcttaccgg gttggactca agacgatagt tacccgataa 2640
ggcgcagcgg tcgggctgaa cgggggggtc gtgcacacag cccagcttgg agcgaacgac 2700
ctacaccgaa ctgagatacc tacagcgtga gcattgagaa agcggccgcg ttcccgaagg 2760
gagaaagggc gacaggtatc cggtaaagcg cagggtcggg acaggagagc gcacgagggg 2820
gcttccaggg ggaacgcct ggtatcttta tagtctgtc gggtttcgcc acctctgact 2880
tgagcgtcga tttttgtgat gctcgtcagg ggggcggagc ctatggaaaa acgccagcaa 2940
cgcggccttt ttacggttcc tggccttttg ctggcctttt gctcacatgt t 2991

```

```

<210> SEQ ID NO 39
<211> LENGTH: 13807
<212> TYPE: DNA
<213> ORGANISM: artificial
<220> FEATURE:
<223> OTHER INFORMATION: vector

```

```

<400> SEQUENCE: 39

```

```

aagctggtac gattgtaata cgactcacta tagggcgaat tgagcgtgt ttaaacgctc 60
ttcaactgga agagcgggta ccagagctgg tcacctttgt ccaccaagat ggaactgagg 120
ccgctcatta attaagtcag gcgcgcctct agttgaagac acgttcatgt cttcatcgta 180
agaagacact cagtagtctt cggccagaat ggccgtaggt gaattaagag gagagaggag 240

```


-continued

gtaaacattt tcttctattt tttcatattt tcaggataaa ttattgtaaa agtttacaag	300
atthccattt gactagtgtg aatgaggaat attctctagt aagatcatta tttcatctac	360
ttcttttatac ttctaccagt agaggaataa acaatattta gctcctttgt aaatacaaat	420
taattttcgt tcttgacatc attcaatttt aatthtacgt ataaaaataa agatcatacc	480
tattagaacg attaaggaga aatacaattc gaatgagaag gatgtgccgt ttgttataat	540
aaacagccac acgacgtaaa cgtaaaatga ccacatgatg ggccaataga catggaccga	600
ctactaataa tagtaagtta cattthtagga tggaaataat atcataccga catcagtttg	660
aaagaaaagg gaaaaaaga aaaaataaat aaaagatata ctaccgacat gaggthccaaa	720
aagcaaaaaa aaagatcaag ccgacacaga cacgcgtaga gagcaaaatg actthgacgt	780
cacaccacga aaacagacgc thcatacgtg tccctttatc tctctcagtc tctctataaa	840
cttagtgaga cctcctctg tthtactcag gatccccggg taccgagctc gaattcaccg	900
gtcgcacca tggcccacag caagcacggc ctgaaggagg agatgaccat gaagtaccac	960
atggagggct gcgthaacgg ccacaagthc gtgatcacgg gcgagggcac cggctacccc	1020
thcaagggca agcagaccat caactgtgc gtgatcgagg gcgccccct gcccttcagc	1080
gaggacatcc tgagcggcgg cthcaagthc ggcgaccgga tcttcaccga gtacccccag	1140
gacatcgtgg actactthca gaacagctgc cccgcccggc acactgggg cgggagcttc	1200
ctgttcgagg acggcggcgt gtgcatctgt aacgtggaca tcaccgtgag cgtgaaggag	1260
aaactgactc accacaagag catctthcaac ggcgtgaact tccccgcga cggccccgtg	1320
atgaagaaga tgaccaccaa ctgggaggcc agctgcgaga agatcatgcc cgtgcctaag	1380
cagggcaccc tgaaggcgca cgtgagcatg tacctgctgc tgaaggacgg cggccggtag	1440
cggthccagt tgcacaccgt gtacaaggcc aagagcgtgc ccagcaagat gcccgagtgg	1500
cactthcatc agcacaagct gctgcccggg gaccggagcg acgccaagaa ccagaagtgg	1560
cagctgaccg agcacgccat cgcctthccc agcggcctgg cctgaagcgg cccatggata	1620
thcgaacgcg taggtaccac atggttaacc tagactthgc catctthctgg attggccaac	1680
thaatthaat tatgaaataa aaggatgca acatagthgac atgctaatca ctataatgtg	1740
ggcatcaaa ttgtgtgthc tgtgthaatc ctagthtact gaataaaaga gaaagagatc	1800
atccatattc ctthctctaa atgaatgthc cgtgthctthc thattctthg atgaaccaga	1860
thcattthcat thaccaaatc catatacata thaatththc thcatataa thaatthca	1920
thgggttagc thaaacaaatc thgtctaggt gthththgag aatgcccga thggcctaga	1980
aggccattthc aatcctgagg atctgthctc ccthaaggacc cgggatatcg ctthcaactc	2040
thgtatagaaa agththaacga gaaacgthc atgatathc thcatataa thaaatthga	2100
ththgcataa thaaacagact acataactc gthaaacaca acatthccag thcatthggt	2160
cgacctgca actggtgthc thaaaggag cctgacattc atththcccga gaacatcagg	2220
thaatggcgt ththgagthc atththgccc thgctgagat cagccacttc thccccgata	2280
acgggagaccg gcactgthc catatcggthc thcatcatgc gccagctthc atccccgata	2340
thcaccaccg gthaaagthc acgggggact ththctgaca gcagacgthc actggccagg	2400
gggatcacca thcgtgccc gggcgtgthc thaatthcac thctgacatc caaaaacaga	2460
cgataacggc thctctththc atagthgthc acctthaac thcatthcac agccccgthc	2520

-continued

ctcgtcggca	aaagagccgt	tcatttcaat	aaaccgggcy	acctcagcca	tccttcctg	2580
atthttccgct	ttccagcgtt	cggcaocgag	acgacgggct	tcattctgca	tggttgtgct	2640
taccgaaccg	gagatattga	catcatatat	gccttgagca	actgatagct	gtcgcgtgca	2700
actgtcactg	taatacgcgt	cttcatagca	tacctctttt	tgacatactt	cgggtataca	2760
tatcagtata	tattcttata	ccgcaaaaa	cagcgcgcaa	atacgcatac	tgttatctgg	2820
cttttagtaa	gccgcatcct	ctagattacg	ccccgcctgc	cactcatcgc	agtactgttg	2880
taattcatta	agcattctgc	cgacatggaa	gccatcacia	acggcatgat	gaacctgaat	2940
cgcacagcgg	atcagcacct	tgctgccttg	cgtataatat	tgcccatgg	tgaaacggg	3000
ggcgaagaag	ttgtccatat	tggccacggt	taaatcaaaa	ctggtgaaac	tcaccaggg	3060
attggctgag	acgaaaaaca	tattctcaat	aaacccttta	gggaaatagg	ccaggttttc	3120
accgtaaac	gccacatcct	gcgaatatat	gtgtagaaac	tgccggaaat	cgtcgtggta	3180
ttcactccag	agcgatgaaa	acgtttcagt	ttgctcatgg	aaaacggtgt	aacaagggtg	3240
aaactatcc	catatcacca	gctcacccgc	tttcattgcc	atacggaaat	cgggatgagc	3300
atccatcagg	cgggcaagaa	tgtgaataaa	ggccggataa	aacttgtgct	tatthttctt	3360
tacggctctt	aaaaaggccg	taatatccag	ctgaacggtc	tggttatagg	tacattgagc	3420
aaactgactga	aatgcctcaa	aatgttcttt	acgatgccat	tgggatatat	caacggtggt	3480
atatccagt	atthttttct	ccatttttag	ttccttagct	cctgaaaaac	tcgacggatc	3540
ctaactcaaa	atccacacat	tatacgagcc	ggaagcataa	agtgtaaagc	ctggggtgcc	3600
ctaattgcggc	cgccatagtg	actggatatg	ttgtgtttta	cagtattatg	tagtctgttt	3660
tttatgcaaa	atctaattta	atataattgat	atthtatca	ttttacgttt	ctcgttcaac	3720
tttattatac	aaagttgata	gatatcggac	cgattaaact	ttaattcggg	ccgaagcttg	3780
catgcctgca	gtgcagcgtg	accgggtcgt	gccccctctc	agagataatg	agcattgcat	3840
gtctaagtta	taaaaaatta	ccacatattt	ttttgtcac	actgtttga	agtgcagttt	3900
atctatcttt	atacatatat	ttaaacttta	ctctacgaat	aatataatct	atagtactac	3960
ataaatatca	gtgttttaga	gaatcatata	aatgaacagt	tagacatggg	ctaaaggaca	4020
attgagtatt	ttgacaacag	gactctacag	ttttatcttt	ttagtgtgca	tgtgttctcc	4080
tttttttttg	caaatagcct	cacctatata	atacttcac	cattttatta	gtacatccat	4140
ttagggttta	gggttaattg	tttttataga	ctaatttttt	tagtacatct	atthttattct	4200
atthttagcct	ctaaattaag	aaaactaaaa	ctctatttta	gtttttttat	ttaataattt	4260
agatataaaa	tagaataaaa	taaagtgact	aaaaattaaa	caaataccct	ttaagaaatt	4320
aaaaaaacta	aggaaacatt	tttcttggtt	cgagtagata	atgccagcct	gttaaacgcc	4380
gtcgcagcag	ctaaccgaca	ccaaccagcg	aaccagcagc	gtcgcgtcgg	gccaagcgaa	4440
gcagacggca	cggcatctct	gtcgtgcct	ctggaccct	ctcgagaggt	ccgctccacc	4500
gttggaactg	ctccgcgtgc	ggcatocaga	aattgcgtgg	cggagcggca	gacgtgagcc	4560
ggcagcggag	ggggcctcct	cctcctctca	cggcaccggc	agctacgggg	gattcctttc	4620
ccaccgctcc	ttcgttttcc	cttctctgcc	cgccgtaata	aatagacacc	ccctccacac	4680
cctctttccc	caacctcgtg	ttgttcggag	cgcacacaca	cacaaccaga	tctcccccaa	4740
atccaccctg	cggcacctcc	gcttcaaggt	acgcccgtcg	tcctcccccc	ccccctctc	4800

-continued

taccttctct agatcggcgt tccggtccat gcatggtag ggcccgttag ttctacttct 4860
gttcgatgtt gtgtagatc cgtgtttgtg ttagatccgt gctgctagcg ttcgtacacg 4920
gatgacacct gtacgtcaga cacgttctga ttgctaactt gccagtggtt ctctttgggg 4980
aatcctggga tggctctagc cgttccgcag acgggatcga tttcatgatt ttttttgttt 5040
cgttgcatag ggtttggtt gcccttttcc tttatttcaa tatatgccgt gcacttggtt 5100
gtcgggtcat cttttcatgc tttttttgt cttggttgtg atgatgtggt ctggttgggc 5160
ggtcgttcta gatcggagta gaattctgtt tcaactacc tgggtgattt attaattttg 5220
gatctgtatg tgtgtccat acatattcat agttacgaat tgaagatgat ggatggaaat 5280
atcgatctag gataggtata catgttgatg cgggttttac tgatgcatat acagagatgc 5340
ttttgttgc cttggttggt atgatgtggt gtggttgggc ggtcgttcat tcgttctaga 5400
tcggagtaga atactgtttc aaactacctg gtgtatttat taattttgga actgtatgtg 5460
tgtgtcatac atcttcatag ttacgagttt aagatggatg gaaatatcga tctaggatag 5520
gtatacatgt tgatgtgggt tttactgatg catatacatg atggcatatg cagcatctat 5580
tcatatgctc taacctgtag tacctatcta ttataataaa caagtatggt ttataattat 5640
tttgatcttg atatacttgg atgatggcat atgcagcagc tatatgtgga ttttttagc 5700
cctgccttea tacgtatatt atttgccttg tactgtttct tttgtcgatg ctaccctgt 5760
tgtttggtgt tacttctgca ggtcgacttt aacttagcct aggatccaca cgacaccatg 5820
tccccgagc gccgccccgt cgagatccgc ccggccaccg ccgccgacat ggcgcgcgtg 5880
tgcgacatcg tgaaccacta catcgagacc tccaccgtga acttccgcac cgagccgcag 5940
accccgagg agtggatcga cgacctggag cgcctccagg accgctaccc gtggctcgtg 6000
gccgaggtgg agggcgtggt ggccggcctc gcctacgccg gcccggtgaa ggcccgaac 6060
gcctacgact ggacctgga gtccaccgtg tacgtgtccc accgccacca ggcctcggc 6120
ctcggctcca ccctctacac ccacctctc aagagcatgg agggccaggg cttcaagtcc 6180
gtggtggccg tgatcggcct cccgaacgac ccgtccgtgc gcctccacga ggccctcggc 6240
tacaccgccc gccgcacct ccgcccgcgc ggctacaagc acggcggctg gcacgacgtc 6300
ggcttctgga agcgcgactt cgagctgcgc gcccgcgcgc gcccggtgag cccggtgacg 6360
cagatctccg gtggaggcgg cagcgggtgc ggaggctccg gagcgggtgg ctccatggcc 6420
tctccgagg acgtcatcaa ggagttcatg cgcttcaagg tgcgcatgga gggctccgtg 6480
aacggccacg agttcgagat cgagggcgag ggcgagggcc gccctacga gggcaccag 6540
accgccaagc tgaaggtgac caagggcgcc cccctgcct tcgcctggga catcctgtcc 6600
ccccagttcc agtacggctc caaggtgtac gtgaagcacc ccgccgacat ccccgactac 6660
aagaagctgt cttccccga gggcttcaag tgggagcgcg tgatgaactt cgaggacggc 6720
ggcgtggtga ccgtgaccca ggactcctcc ctgcaggacg gctccttcat ctacaaggty 6780
aagttcatcg gcgtgaactt cccctccgac ggccccgtaa tgcagaagaa gactatgggc 6840
tgggaggcct ccaccgagc cctgtacccc cgcgacggcg tgctgaaggg cgagatccac 6900
aaggccctga agctgaagga cggcggccac tacctggtgg agttcaagtc catctacatg 6960
gccaagaagc ccgtgcagct gcccggttac tactacgtgg actccaagct ggacatcacc 7020
tcccacaacg aggactacac catcgtggag cagtacgagc gcgccgaggg ccgccaccac 7080

-continued

ctgttcctgt agtcaggatc tgagtcgaaa cctagacttg tccatcttct ggattggcca 7140
acttaattaa tgtatgaaat aaaaggatgc acacatagtg acatgctaact cactataatg 7200
tgggcatcaa agttgtgtgt tatgtgtaat tactagtatt ctgaataaaa gagaaagaga 7260
tcatccatat ttcttatcct aaatgaatgt cacgtgtcct tataattcct tgatgaacca 7320
gatgcatttc attaaccaaa tccatataca tataaatatt aatcatatat aattaatatic 7380
aattgggta gcaaaacaaa tctagtctag gtgtgttttg cgaatgcggc cgccaccgcg 7440
gtggagctcg aattcattcc gattaatcgt ggccctctgc tcttcaggat gaagagctat 7500
gtttaaactg gcaagcgcct ctagacaatt cagtacatta aaaacgtccg caatgtgta 7560
ttaagtgtc taagcgtcaa tttgtttaca ccacaatata tctgcccacc agccagccaa 7620
cagctccccg accggcagct cggcacaaaa tcaccactcg ataccaggcag cccatcagtc 7680
cgggacggcg tcagcgggag agccgttgta aggcggcaga ctttgctcat gttaccgatg 7740
ctattcggaa gaacggcaac taagctgccc gggttgaaac acggatgac tcgcgagggg 7800
tagcatggtt attgtaacga tgacagagcg ttgctgectg tgatcaata tcatctccct 7860
cgagagatc cgaattatca gccttcttat tcatttctcg cttaaccgtg acaggctgtc 7920
gatcttgaga actatgccga cataatagga aatcgctgga taaagccgct gaggaagctg 7980
agtggcgcta tttctttaga agtgaacgtt gacgatcgtc gaccgtaccc cgatgaatta 8040
attcggagct acgttctgaa cacagctgga tacttacttg ggcgattgtc atacatgaca 8100
tcaacaatgt acccgtttgt gtaaccgtct cttggagggt cgtatgacac tagtggttcc 8160
cctcagcttg cgactagatg ttgagcccta acattttatt agagagcagg ctagtgtcct 8220
agatacatga tcttcaggcc gttatctgtc agggcaagcg aaaattggcc atttatgacg 8280
accaatgccc cgcagaagct cccatctttg ccgccaataga ccgcccgcgc ccttttggg 8340
gtgtagaaca tcttttggcc agatgtggaa aagaagttcg ttgtcccatt gttggcaatg 8400
acgtagtagc cggcgaaagt gcgagacca tttgcgctat atataagcct acgatttccg 8460
ttgcgactat tgtcgttaatt ggatgaacta ttatcgtagt tgctctcaga gttgctgtaa 8520
tttgatggac tattgtcgta attgcttatg gagttgctgt agttgcttgg agaaatgctg 8580
tagttggatg gggagtatc atagggaga cgagcttcat ccactaaaac aattggcagg 8640
tcagcaagtg cctgccccga tgccatcgca agtacgaggc ttagaaccac cttcaacaga 8700
tcgcgcatag tcttccccag ctctctaacg cttgagttaa gccgcgcgc gaagcggcgt 8760
cggcttgaac gaattgttag acattattg ccgactacct tggatgctc gcctttcag 8820
tagtgaacaa attcttccaa ctgatctgcg cgcgaggcca agcgatcttc ttgtccaaga 8880
taagcctgce tagcttaacg tatgacgggc tgatactggg ccggcaggcg ctccattgce 8940
cagtcggcag cgacatcctt cggcgcgatt ttgcccgtta ctgctgctga ccaaatgcgg 9000
gacaacgtaa gcactacatt tcgctcatcg ccagcccagt cgggcggcga gttccatagc 9060
gttaaggttt catttagcgc ctcaaataga tctgttccag gaaccggatc aaagagtcc 9120
tccgcccgtg gacctacaa ggcaacgcta tgttctcttg cttttgtcag caagatagcc 9180
agatcaatgt cgatcgtggc tggctcgaag atacctgcaa gaatgtcatt gcgctgccat 9240
tctocaaat gcagttcgcg cttagctgga taacgccag gaatgatgct gtcgtgcaca 9300
acaatggtga cttctacagc gcggagaatc tcgctctctc caggggaagc cgaagtttcc 9360

-continued

aaaaggctgt tgatcaaagc tcgccgcgtt gtttcatcaa gccttacagt caccgtaacc 9420
agcaaatcaa tatcactgtg tggcttcagg ccgccatcca ctgctggagcc gtacaaatgt 9480
acggccagca acgtcggttc gagatggcgc tcgatgacgc caactacctc tgatagttga 9540
gtcgatactt cggcgatcac cgcttccctc atgatgttta actcctgaat taagccgcgc 9600
cgcgaagcgg tgtcggcttg aatgaattgt taggcgtcat cctgtgctcc cgagaaccag 9660
taccagtaca tcgctgtttc gttcagact tgaggcttag tttatacgt gaacagggtca 9720
atgccgccga gagtaaagcc acatthttgcg tacaattgc aggcaggtag attgttcggt 9780
tgtgtctcta atcgatgccc aaggagctgt ctgcttagtg cccacttttt cgcaaatcg 9840
atgagactgt gcgcgactcc tttgcctcgg tgcgtgtgcy acacaacaat gtgttcgata 9900
gaggctagat cgttccatgt tgagttgagt tcaatcttcc cgacaagctc ttggtcgatg 9960
aatgcgccat agcaagcaga gtcttcatca gagtcatcat ccgagatgta atccttccgg 10020
taggggctca cacttctggt agatagttca aagccttggc cggataggtg cacatcgaac 10080
acttcacgaa caatgaaatg gttctcagca tccaatgttt ccgccacctg ctcagggatc 10140
accgaaatct tcatatgacg cctaaccgct ggcacagcgg atcgaaaacc tggcgcggct 10200
tttggcacia aaggcgtgac aggtttgcga atccgttgcg gccacttght aacccttttg 10260
ccagatttg taactataat ttatgttaga ggcaagtct tgggtaaaaa ctggcctaaa 10320
attgctgggg atttcaggaa agtaaacatc accttccggc tcgatgtcta ttgtagatat 10380
atgtagtgta tctacttgat cgggggatct gctgcctcgc gcgtttcggg gatgacggty 10440
aaaaactctg acacatgcag ctcccggaga cggtcacagc ttgtctgtaa gcggatgccg 10500
ggagcagaca agcccgtcag ggcgcgtcag cgggtgttgg cgggtgtcgg ggcgcagcca 10560
tgaccagtc acgtagcgat agcggagtgt atactggctt aactatgcgg catcagagca 10620
gattgtactg agagtgcacc atatgcggty tgaataaccg cacagatgcy taaggagaaa 10680
ataccgcate aggcgtctt ccgcttctc gctcactgac tcgctgcgct cggtegttcg 10740
gctgcggcga gcggtatcag ctcaactcaa ggcggtaata cggttatcca cagaatcagg 10800
ggataacgca ggaaagaaca tgtgagcaaa aggccagcaa aaggccagga accgtaaaaa 10860
ggcgcgcttg ctggcgtttt tccataggct ccgccccct gacgagcacc acaaaaatcg 10920
acgctcaagt cagaggtgga gaaacccgac aggactataa agataccagg cgtttccccc 10980
tggaagctcc ctgctgcgct ctctgttcc gacctgcgg cttaccggat acctgtccgc 11040
ctttctccct tcgggaagcg tggcgcttcc tcatagctca cgtgttaggt atctcagttc 11100
ggtgtaggtc gttcgcctca agctgggctg tgtgcacgaa cccccgctc agcccagccg 11160
ctgcgcctta tccggtaaat atcgtcttga gtccaaccgg gtaagacacg acttatcgcc 11220
actggcagca gccactggta acaggattag cagagcaggg tatgtaggcy gtgctacaga 11280
gttcttgaag tgggtgccta actacggcta cactagaagg acagtatttg gtatctgcgc 11340
tctgctgaag ccagttacct tcggaaaaag agttggtagc tcttgatccg gcaaaaaaac 11400
cacgcctggt agcgggtggt tttttgttg caagcagcag attacgcgca gaaaaaagg 11460
atctcaagaa gatcctttga tctttctac ggggtctgac gctcagtgga acgaaaactc 11520
acgtaagggy attttggtca tgagattatc aaaaaggatc ttcacctaga tccttttaa 11580
ttaaaaaatga agttttaaat caatctaaag tatatatgag taaacttggc ctgacagtta 11640

-continued

ccaatgctta atcagtgagg cacctatctc agcgatctgt ctatttcggt catccatagt 11700
tgccctgactc cccgctcgtgt agataactac gatacgggag ggcttaccat ctggccccag 11760
tgctgcaatg ataccgcgag acccaagctc accggctcca gatttatcag caataaacca 11820
gccagccgga agggccgagc gcagaagtgg tccctgcaact ttatccgcct ccatccagtc 11880
tattaattgt tgccgggaag ctagagtaag tagttcgcca gttaatagtt tgcgcaacgt 11940
tgttgccatt gctgcagggg gggggggggg gggggacttc cattgttcat tccacggaca 12000
aaaaacagaga aaggaacga cagaggccaa aaagcctcgc tttcagcacc tgcggttcc 12060
tttcttttca gagggatatt taaataaaaa cattaagtta tgacgaagaa gaacggaaac 12120
gccttaaacc gaaaaathtt cataaatagc gaaaaccgc gaggtcgcg ccccgtaacc 12180
tgtcggatca ccggaagga cccgtaaagt gataatgatt atcatctaca tatcacaacg 12240
tgcgtggagg ccatcaaacc acgtcaaata atcaattatg acgcaggtat cgtattaatt 12300
gatctgcatc aacttaacgt aaaaacaact tcagacaata caaatcagcg aactgaata 12360
cggggcaacc tcatgtcccc ccccccccc cccctgcagg catcgtggtg tcacgctcgt 12420
cgtttggtat ggcttcattc agctccggtt cccaacgac aaggcgagtt acatgatccc 12480
ccatgttgtg caaaaagcg gttagctcct tcggctctcc gatcgttgtc agaagtaagt 12540
tggccgcagt gttatcactc atggttatgg cagcactgca taattctctt actgtcatgc 12600
catccgtaag atgcttttct gtgactgggt agtactcaac caagtcattc tgagaatagt 12660
gtatgcggcg accgagttgc tcttgcccgg cgtcaacacg ggataatacc gcgccacata 12720
gcagaacttt aaaagtgtc atcattggaa aacgttcttc gggggcaaaa ctctcaagga 12780
tcttaccgct gttgagatcc agttcagatg aaccactcg tgcacccaac tgatcttcag 12840
catcttttac tttcaccagc gtttctgggt gagcaaaaac aggaaggcaa aatgccgcaa 12900
aaaagggaat aagggcgaca cggaaatgtt gaatactcat actcttctt tttcaatatt 12960
attgaagcat ttatcagggg tattgtctca tgagcggata catattttaa tgtatttaga 13020
aaaaataaca aataggggtt ccgcgccatc tccccgaaa agtgccacct gacgtctaag 13080
aaaccattat tatcatgaca ttaacctata aaaataggcg tatcagcagg ccttttcgtc 13140
ttcaagaatt ggtcgacgat cttgtgcgt tcggatattt tcgtggagtt cccgccacag 13200
accggattg aaggcgagat ccagcaactc gcgccagatc atcctgtgac ggaactttgg 13260
cgcgtgatga ctggccagga cgtcgccga aagagcgaca agcagatcac gcttttcgac 13320
agcgtcggat ttgcgatcga ggatttttcg gcgctgcgt acgtccgca cccggttgag 13380
ggatcaagcc acagcagccc actcgacct ctagccgacc cagacgagcc aagggatcct 13440
tttgaatgc tgcctcgtc tcaggcttcc cgacgtttgg gtggttgaac agaagtcatt 13500
atcgtacgga atgccaagca cccccagggg gaacctgtg gttggcatgc acatacaaat 13560
ggacgaacgg ataaaccttt tcacgcctt ttaaataatc gttattctaa taaacgctct 13620
tttctcttag gtttaccgc caatatatcc tgcataaac tgatagtta aactgaaggc 13680
gggaaacgac aatctgatca tgagcggaga attaaggag tcacgttatg acccccgcg 13740
atgacgcggg acaagccgtt ttacgtttgg aactgacaga accgcaacgt tgaaggagcc 13800
actcagc 13807

-continued

<210> SEQ ID NO 40
<211> LENGTH: 3505
<212> TYPE: DNA
<213> ORGANISM: artificial
<220> FEATURE:
<223> OTHER INFORMATION: vector

<400> SEQUENCE: 40

gatccccggg taccgagctc gaattcggcc caagtttgta caaaaaagtt gaacgagaaa 60
cgtaaaatga tataaatatc aatatattaa attagatttt gcataaaaaa cagactacat 120
aatactgtaa aacacaacat atgcagtcac tatgaatcaa ctacttagat ggtattagtg 180
acctgtagaa ttcgagctct agagctgcag ggcggccgag atatccccta tagtgagtcg 240
tattacatgg tcatagctgt ttcctggcag ctctggcccg tgtctcaaaa tctctgatgt 300
tacattgcac aagataaaaa tatatcatca tgaacaataa aactgtctgc ttacataaac 360
agtaatacaa ggggtgttat gagccatatt caacgggaaa cgtcgaggcc gcgattaat 420
tccaacatgg atgctgattt atatgggtat aaatgggctc gcgataatgt cgggcaatca 480
ggtgcgacaa tctatcgctt gtatgggaag cccgatgcgc cagagttggt tctgaaacat 540
ggcaaaggta gcggtgcca tgatgttaca gatgagatgg tcagactaaa ctggctgacg 600
gaatztatgc ctcttcgcac catcaagcat tttatccgta ctctgatga tgcattggta 660
ctcaccactg cgatccccgg aaaaacagca ttccaggtat tagaagaata tctgattca 720
ggtgaaaata ttggtgatgc gctggcagtg ttcctgcgcc ggttgcatc gattcctggt 780
tgtaattgtc cttttaacag cgatcgcgta tttcgtctcg ctccaggcga atcacgaatg 840
aataacgggt tggttgatgc gagtgatttt gatgacgagc gtaatggctg gctgttgaa 900
caagtctgga aagaaatgca taaacttttg ccattctcac cggattcagt cgtcactcat 960
ggtgatttct cacttgataa ccttattttt gacgagggga aattaatagg ttgtattgat 1020
gttggacgag tcggaatcgc agaccgatac caggatcttg ccctcctatg gaactgcctc 1080
ggtgagtttt ctcttcatt acagaacagc ctttttcaaa aatatggat tgataatcct 1140
gatatgaata aattgcagtt tcatttgatg ctcgatgagt ttttctaac agaattgggt 1200
aattggtgtt aacactggca gagcattacg ctgacttgac gggacggcgc aagctcatga 1260
ccaaaatccc ttaacgtgag ttacgcgctg ttccactgag cgtcagaccc cgtagaaaag 1320
atcaaaggat ctctctgaga tctctttttt ctgcgcgtaa tctgctgctt gcaaacaaaa 1380
aaaccaccgc taccagcggg ggtttggttg ccggatcaag agctaccaac tcttttccg 1440
aaggtaactg gcttcagcag agcgcagata ccaaactctg tctctctagt gtagccgtag 1500
ttagccacc acttcaagaa ctctgtagca ccgcctacat acctcctct gctaatcctg 1560
ttaccagtgg ctgctgccag tggcgataag tegtgtctta ccgggttggga ctcaagacga 1620
tagttaccgg ataaggcgca gcggtcgggc tgaacggggg gttcgtgcac acagcccagc 1680
ttggagcgaa cgacctacac cgaactgaga tacctacagc gtgagcattg agaaagcgcc 1740
acgcttcccg aaggagagaa ggcggacagc tatccggtaa gcggcagggt cggaacagga 1800
gagcgcacga gggagcttcc agggggaaac gctgtgtatc tttatagtcc tgtcgggttt 1860
cgccacctct gacttgagcg tcgatttttg tgatgctcgt caggggggag gagcctatgg 1920
aaaaacgcca gcaacggcgc ctttttacgg ttcctggcct tttgctggcc ttttgetcac 1980
atgttctttc ctgctgtatc ccttgattct gtggataacc gtattaccgc ctttgagtga 2040

-continued

```

gctgataccg ctgcgcgag ccgaacgacc gagcgcagcg agtcagtgag cgaggaagcg 2100
gaagagcgcc caatacgcga accgcctctc cccgcgcggt ggccgattca ttaatgcagc 2160
tggcacgaca ggtttcccga ctggaaagcg ggcagtgagc gcaacgcaat taatacgcgt 2220
accgtagacc aggaagagtt tgtagaaaac caaaaaggcc atccgtcagg atggccttct 2280
gcttagtttg atgcctggca gtttatggcg ggcgtcctgc ccgccaccct ccgggcccgt 2340
gcttcacaac gttcaaatcc gctcccgcg gatttgctct actcaggaga gcgttcaccg 2400
acaaacaaca gataaaacga aaggcccagt ctccgactg agcctttcgt tttatttgat 2460
gcctggcagt tccctactct cgcgttaacg ctagcatgga tgttttccca gtcacgacgt 2520
tgtaaaacga cggccagtct taagctcggg cccgcgttaa cgctaccatg gagctccaaa 2580
taatgatttt attttgactg atagtgacct gttcgttgca acaaatgat aagcaatgct 2640
tttttataat gccaaacttg tatagaaaag tggaagctta aatccttaca gaattgctgt 2700
agtttcatag tgctagatgt ggacagcaaa gcgcgcgctgt atgcttctgc ttttctttt 2760
tggtgtgtgt agccacatcc tttgttctg cccggcgcca tcccacttgg ttgtttttt 2820
ttatgattga aagccttcat gcttctctcg tcaatcaccg gtgcgactg ggagcatcgc 2880
cggaaaaaaa attcttcgcg taagagtaac ttctttctcc ttttctctc tgatctcgcg 2940
agcagtgctg ataacgtggt gtaatctact tagcggtaac gagattgaga gagacaaaat 3000
gacagaacta ttgtctttat tgcagagtgt catgtattta tacaggggat acaaagtctc 3060
ccaaggggtg tgtcccttgg gagtaactgc cagttgatca caggacaata ttttgtaaca 3120
aaacgtacac atcgtaaaa tagcgaggca tgaactggc cttggccatg gacgcgtgaa 3180
gcgcgccatg cgttgatgat gtggtcaata agtatataca atacaatggt taacagagct 3240
gatagtactg ctttggcaca tttttgtcca cgcttcatga gagataaac acctgcacgt 3300
aaattcacat gctgcactga aggcccgatc actgaggagc gaactgccgt aactccctc 3360
tatatatacc cccagtcctt gtttcagttt tcgtcaagct agcagcacca agttgtcgat 3420
cacttgctg ctcttgagct cgattaagct atcatcagct acagcatccg atcccaaact 3480
gcaactgtag cagcgacaac tgccc 3505

```

<210> SEQ ID NO 41

<211> LENGTH: 4778

<212> TYPE: DNA

<213> ORGANISM: artificial

<220> FEATURE:

<223> OTHER INFORMATION: vector

<400> SEQUENCE: 41

```

tggtgacgg aatttatgcc tcttcogacc atcaagcatt ttatccgtac tctgatgat 60
gcatggttac tcaccactgc gatccccgga aaaacagcat tccaggtatt agaagaatat 120
cctgattcag gtgaaaaatat tgttgatcgc ctggcagtggt tcctgcgccg gttgcattcg 180
attcctgttt gtaattgtcc ttttaacagc gatcgcgtat ttcgtctcgc tcaggcgcaa 240
tcacgaatga ataacggttt ggttgatcgc agtgattttg atgacgagcg taatggctgg 300
cctggtgaac aagtctggaa agaaatgcat aaacttttgc cattctcacc ggattcagtc 360
gtcactcatg gtgatttctc acttgataac cttatttttg acgaggggaa attaataggt 420
tgtattgatg ttggacaggt cggaaatcga gaccgatacc aggatcttgc catcctatgg 480

```

-continued

aactgcctcg gtgagtttcc tccttcatta cagaaacggc tttttcaaaa atatggtatt 540
gataatcctg atatgaataa attgcagttt catttgatgc tcgatgagtt tttctaataca 600
gaattgggta attggttgta aactggcag agcattacgc tgacttgacg ggacggcgca 660
agctcatgac caaaatccct taacgtgagt tacgcgtcgt tccactgagc gtcagacccc 720
gtagaaaaga tcaaaggatc ttcttgagat ccttttttcc tgcgcgtaat ctgctgcttg 780
caaacaaaa aaccaccgct accagcgggtg gtttgtttgc cggatcaaga gctaccaact 840
ccttttccga aggtaactgg cttcagcaga gcgcagatac caaatactgt ccttctagtg 900
tagccgtagt taggccacca cttcaagaac tctgtagcac cgcctacata cctcgctctg 960
ctaatectgt taccagtggc tgctgccagt ggcgataagt cgtgtcttac cgggttgac 1020
tcaagacgat agttaccgga taaggcgcag cggtcgggct gaacggggggg ttcgtgcaca 1080
cagcccagct tggagcgaac gacctacacc gaactgagat acctacagcg tgagcattga 1140
gaaagcgcca cgcttcccga agggagaaaag gcggacaggt atccggtaaag cggcagggtc 1200
ggacacggag agcgcacgag ggagcttcca gggggaaaac cctggatctt ttatagtcct 1260
gtcgggttcc gccacctctg acttgagcgt cgatttttgt gatgctcgtc agggggggcg 1320
agcctatgga aaaacgccag caacgcggcc tttttacggt tcctggcctt ttgctggcct 1380
tttgctcaea tgttctttcc tgcgttatcc cctgattctg tggataaccg tattaccgcc 1440
ttgagtgag ctgataaccg tcgccgcagc cgaacgaccg agcgcagcga gtcagtgagc 1500
gaggaagcgg aagagcgcgc aatacgcaaa ccgcctctcc ccgcgcgttg gccgattcat 1560
taatgcagct ggcaacgacg gtttcccgc tggaaagcgg gcagtgagcg caacgcaatt 1620
aatacgcgta ccgctagcca ggaagagttt gtagaaacgc aaaaaggcca tccgtcagga 1680
tggccttctg cttagtttga tgcctggcag tttatggcgg gcgtcctgcc cgcaccctc 1740
cgggcggtg cttcacaacg ttcaaatccg ctcccggcgg atttgccta ctcaggagag 1800
cgttcaccga caaacacag ataaaacgaa aggccagtc tccgactga gcctttcgtt 1860
ttatctgatg cctggcagtt ccctactctc gcgttaacgc tagcatgat gttttcccag 1920
tcacgagctt gtaaacgac ggccagctt aagctcgggc ccgcgttaac gctaccatgg 1980
agctccaaat aatgatttta tttgactga tagtgacctg ttcgttgcaa caaattgata 2040
agcaatgctt tttataatg ccaactttgt atagaaaagt tgggcccgaat tcgagctcgg 2100
tacggccaga atggcccga cggggttacc gaattcgagc tcggtaccct gggatcagct 2160
tgatgcctg cagtgcagcg tgaccggtc gtgcccctct ctgagataa tgagcattgc 2220
atgtctaagt tataaaaaat taccacatat ttttttgc acactgttt gaagtgcagt 2280
ttatctatct ttatacatat atttaaaact tactctacga ataataat ctatagtact 2340
acaataat cagtgtttta gagaatcata taaatgaaca gttagacatg gtctaaagga 2400
caattgagta ttttgacaac aggactctac agttttatct ttttagtggt catgtgttct 2460
cctttttttt tgcaaatagc ttcacctata taactctca tccattttat tagtacatcc 2520
attaggggtt taggggtaat ggtttttata gactaatttt tttagtagat ctattttatt 2580
ctatcttagc ctctaaatta agaaaactaa aactctatct tagttttttt atttaataat 2640
ttagataaa aatagaataa aataaagtga ctaaaaatta aacaaatacc cttaagaaa 2700
ttaaaaaaac taaggaaaca tttttcttgt ttcgagtaga taatgccagc ctgttaaacc 2760

-continued

ccgtcgacga gtctaacgga caccaaccag cgaaccagca gcgtcgcgtc gggccaagcg 2820
aagcagacgg cacggcatct ctgtcgtctc ctctggaccc ctctcgagag ttcogctcca 2880
ccgttgact tgctccgctg tcggcatcca gaaattgctg ggcggagcgg cagacgtgag 2940
ccggcacggc agggcgccctc ctccctctct cacggcaccg gcagctacgg gggattcctt 3000
tcccaccgct ccttcgcttt cccttctctg ccgcccgtaa taaatagaca cccctccac 3060
accctctttc cccaacctcg tgtgttcgag agcgcacaca cacacaacca gatctcccc 3120
aaatccaccc gtcggcacct ccgcttcaag gtacgcccgt cgtctcccc cccccctc 3180
tctaccttct ctagatcggc gttccggtcc atgcatggtt agggcccggg agttctactt 3240
ctgttcattg ttgtgttaga tccgtggttg tgtagatcc gtgctgctag cgttcgtaca 3300
cggatgcgac ctgtaactca gacacgttct gattgctaac ttgccagtgt ttctctttgg 3360
ggaatcctgg gatggctcta gccgttccgc agacgggacg gatttcatga tttttttgt 3420
ttcgttgcat agggtttggg ttgccctttt cctttatttc aatatatgcc gtgcaactgt 3480
ttgtcgggtc atcttttcat gctttttttt gtcttggttg tgatgatggt gtctggttg 3540
gcggtcgttc tagatcgag tagaattctg tttcaacta cctggtggat ttattaattt 3600
tggatctgta tgtgtgtgcc atacatatc atagtacga attgaagatg atggatgaa 3660
atatcgatct aggataggta tacatgttga tgcgggtttt actgatgcat atacagagat 3720
gctttttgtt cgcttggttg tgatgatggt gtgtggttg gcggtcgttc attcgttcta 3780
gatcggagta gaatactgtt tcaaaactacc tgggttattt attaattttg gaactgtatg 3840
tgtgtgtcat acatcttcat agttacgagt ttaagatgga tggaaatc gatctaggat 3900
aggtatacat gttgatgtgg gttttactga tgcataata tgatggcata tgcagcatct 3960
attcatatgc tctaacctg agtacctatc tattataata aacaagtatg tttataaatt 4020
atttgatct tgataactt ggatgatggc atatgcagca gctatatgtg gattttttta 4080
gccctgcctt catacgtat ttatttgctt ggtactgttt cttttgtcga tgctaccct 4140
gttggttggg gttacttctg caggctgact ctagaggatc agcttggtca cccggtccgg 4200
gctagaagg ccagcttcaa gtttgtaaa aaaagttgaa cgagaaacgt aaaatgatat 4260
aaatatcaat atattaaatt agattttgca taaaaaacag actacataat actgtaaac 4320
acaacatag cagtcactat gaatcaacta cttagatggt attagtgacc tgtagaattc 4380
gagctctaga gctgcagggc ggccgcgata tccctatag tgagtcgtat tacatggtea 4440
tagctgttct ctggcagctc tggccogtgt ctcaaaatct ctgatgttac attgcacaag 4500
ataaaaatat atcatcatga acaataaac tgtctgctta cataaacagt aatacaagg 4560
gtgttatgag ccatattcaa cgggaaacgt cgaggccgag attaaattcc aacatggatg 4620
ctgatttata tgggtataaa tgggctcgcg ataatgtcgg gcaatcaggt gcgacaatct 4680
atcgttgta tgggaagccc gatgcgccag agttgtttct gaaacatggc aaaggtagcg 4740
ttgccaatga tgttacagat gagatggtca gactaaac 4778

<210> SEQ ID NO 42
<211> LENGTH: 13019
<212> TYPE: DNA
<213> ORGANISM: artificial
<220> FEATURE:
<223> OTHER INFORMATION: vector

-continued

<400> SEQUENCE: 42

gttaccocgga ccgaagctta gcccgggcat gcctgcagtg cagcgtgacc cggtcgtgcc 60
cctctctaga gataatgagc attgcatgtc taagtataaa aaaattacca catatTTTTT 120
ttgtcacact tgtttgaagt gcagtttato tatctttata catatattta aactttactc 180
tacgaataat ataatctata gtactacaat aatatcagtg ttttagagaa tcatataaat 240
gaacagttag acatggctta aaggacaatt gagtattttg acaacaggac tctacagttt 300
tatctTTTTa gtgtgcagtg gttctccttt ttttttgcaa atagcttcac ctatataata 360
cttcatccat tttattagta catccattta gggtttaggg ttaatggttt ttatagacta 420
atTTTTttag tacatctatt ttattctatt ttagcctcta aattaagaaa actaaaactc 480
tatttttagtt tttttattta ataattttaga tataaaatag aataaaataa agtgactaaa 540
aattaaaca atacccttta agaaatataa aaaactaagg aaacattttt cttgtttcga 600
gtagataatg ccagcctggt aaacgccgtc gacgagctca acggacacca accagcgaac 660
cagcagcgtc gcgtcggggc aagcgaagca gacggcacgg catctctgtc gctgcctctg 720
gaccctctc gagagttccg ctccaccgtt ggacttgctc cgctgtcggc atccagaaat 780
tgctggcgg agcggcagac gtgagccggc acggcaggcg gcctcctcct cctctcacgg 840
caeggcagct acgggggatt cctttccac cgctccttcg ctttcccttc ctgcccgc 900
gtaataaata gacaccctc ccacaccctc tttcccaac ctctgtttgt tgggagcga 960
cacacacaca accagatctc ccccaaatcc acccgtcggc acctccgctt caaggtacgc 1020
cgctcgtcct ccccccccc cctctctac cttctctaga tggcgttcc ggtccatggt 1080
tagggcccg tagttctact tctgttcag tttgtgtag atccgtgttt gtgtagatc 1140
cgtgctgcta gcgttcgtac acggatgcga cctgtacgta agacacgttc tgattgctaa 1200
cttgccagtg tttctcttg gggaatcctg ggatggctct agcgttccg cagacgggat 1260
cgatttcag atTTTTttg tttcgttgca tagggtttg tttgccctt tctttattt 1320
caatataatgc cgtgcacttg tttgtcgggt catcttttca tgctTTTTT tgtcttggt 1380
gtgatgatgt ggtctggtg ggcgtcgtt ctatagcga gtagaattct gtttcaaact 1440
acctggtgga tttattaatt ttggatctgt atgtgtgtgc catacatatt catagttacg 1500
aattgaagat gatggatgga aatatcgatc taggataggt atacatgttg atgcccgtt 1560
tactgatgca tatacagaga tgctTTTTtgc tgccttggt gtgatgatgt ggtgtggtg 1620
ggcgtcgtt cattcgttct agatcggagt agaatactgt tcaaaactac ctggtgtatt 1680
tattaatttt ggaactgtat gtgtgtgtca tacatcttca tagttacgag ttaaatggt 1740
atggaaat atgatcagga taggtataca tgttgatgtg ggttttactg atgcatatac 1800
atgatggcat atgcagatc tttcatatg ctctaacctt gactacat ctattataat 1860
aaacaagtat gttttataat tttttgatc ttgatatact tggatgatgg catatgcagc 1920
agctatatgt ggattTTTT agcctcgtc tcatacgeta tttatttgc tggactggt 1980
tcttttgc atgctcacc tgttttttg tgttacttct gcaggcgcac tctagaggat 2040
ccacaagtgt gtacaaaaa gctgaacgag aaacgtaaaa tgatataaat atcaatata 2100
taaatagat tttgcataaa aaacagacta cataatactg taaaacacaa catatccagt 2160
cactatggcg gccgcattag gcacccagc ctttactt tatgcttccg gctcgtataa 2220

-continued

tgtgtggatt ttgagttagg atttaaatac gcgttgatcc ggcttactaa aagccagata 2280
acagtatgcg tatttgccgc ctgatttttg cggataaaga atatatactg atatgtatac 2340
ccgaagtatg tcaaaaagag gtatgctatg aagcagcgta ttacagtgac agttgacagc 2400
gacagctatc agttgctcaa ggcataatag atgtcaatat ctccggtctg gtaagcacia 2460
ccatgcagaa tgaagcccgt cgtctgctg cgaacgctg gaaagcggaa aatcaggaag 2520
ggatggctga ggctgcccgg tttattgaaa tgaacggctc ttttctgac gagaacaggg 2580
gctggtgaaa tgcagtttaa ggtttacacc tataaaagag agagccgta tctctgttt 2640
gtggatgtac agagtgatat cattgacagc cccggtgac ggatggatgat cccctggcc 2700
agtgcacgct tctgtcaga taaagtctc cgtgaacttt acccggtggt gcatatcggg 2760
gatgaaagct ggcgcatgat gaccacgat atggccagtg tgcggtctc cgttatcggg 2820
gaagaagtgg ctgatctcag ccaccgcgaa aatgacatca aaaacgcat taacctgatg 2880
ttctgggaa tataaatgct aggcctcctt atacacagcc agtctgcagg tgcacatag 2940
tgactggata tgttgtgtt tacagtatta tgtagtctgt tttttatgca aaatctaatt 3000
taatataatt atatttatat cattttacgt ttctcgttca gctttctgtt acaaagtgg 3060
gttaacctag acttgtccat cttctggatt ggccaactta attaatgtat gaaataaaag 3120
gatgcacaca tagtgacatg ctaatcacta taatgtgggc atcaaagttg tgtgttatgt 3180
gtaattacta gttatctgaa taaaagagaa agagatcctc catatttctt atcctaagt 3240
aatgtcacgt gtctttataa ttctttgatg aaccagatgc atttcattaa ccaaatccat 3300
atacatataa atattaatca tatataatta atatcaattg ggtagcaaa acaaatctag 3360
tctaggtgtg ttttgcaat tgcggccgc acccggtgg agctcgaatt ccggtccggg 3420
tcaccttgt ccaccaagat ggaactgcg cogctcatta attaagtcag gcgocctct 3480
agttgaagac acgttcatgt cttcatcgt agaagacact cagtgtctt cggccagaat 3540
ggccatctgg attcagcagg cctagaaggc catttaaatc ctgaggatct ggtcttcta 3600
aggaccggg atatcggacc gattaaactt taattcggtc cgaagcttgc atgctgcag 3660
tgcagcgtga ccggtcgtg cccctctcta gagataatga gcattgcag tctaagtatt 3720
aaaaaattac cacatattt tttgtcaca cttgtttgaa gtgcagtta tctatcttta 3780
tacatataat taaactttac tctacgaata atataatcta tagtactaca ataatacag 3840
tgttttagag aatcatataa atgaacagtt agacatggtc taaaggacia ttgagtatt 3900
tgacaacagg actctacagt tttatcttt tagtgtgcat gtgttctct tttttttgc 3960
aaatagctc acctatataa tacttcatcc atttatttag tacatccatt tagggtttag 4020
ggtaaatgg tttatagac taatttttt agtacateta ttttatteta ttttagctc 4080
taaattaaga aactaaaaa tctattttag tttttttatt taataattta gatataaat 4140
agaataaaat aaagtgacta aaaataaac aaataccctt taagaaatta aaaaaactaa 4200
ggaaacattt ttctgttct gagtagataa tgccagctg ttaaacgocg tgcagcagtc 4260
taacggacac caaccagcga accagcagc tgcgctcggg ccaagcgaag cagacggcac 4320
ggcatctctg tgcgtcctc tggaccctc togagagttc cgtccaccg ttggacttgc 4380
tccgctgctg gcatccagaa attgctggc ggagcggcag acgtgagcag gcacggcagg 4440
cggctctctc ctctctcac ggcacggca gctacggggg attccttctc cacgctctc 4500

-continued

tcgctttccc ttccctgccc gccgtaataa atagacaccc cctccacacc ctctttcccc 4560
aacctcgtgt tgttcggagc gcacacacac acaaccagat ctcccccaaa tccacccgtc 4620
ggcacctccg cttcaaggta cgcctcctgt cctccccccc cccctctctt accttctcta 4680
gatcggcgtt cgggtccatg catggttagg gcccggtagt tctacttctg ttcattgtttg 4740
tgttagatcc gtgtttgtgt tagatccgtg ctgctagcgt tcgtacacgg atgcgacctg 4800
tacgtcagac acgttctgat tgctaacttg ccagtgttcc tctttgggga atcctgggat 4860
ggctctagcc gttccgcaga cgggatcgat ttcattgattt tttttgttcc gttgcatagg 4920
gtttggtttg cccttttctt ttatttcaat atatgcccgt cacttggttg tcgggtcacc 4980
ttttcatgct tttttttgtc ttggttgatg tgatgtgggc tggttgggcg gtcgttctag 5040
atcggagtag aattctgttt caaactacct ggtggattta ttaattttgg atctgtatgt 5100
gtgtgccata catattcata gttacgaatt gaagatgatg gatggaaata tcgatctagg 5160
ataggtatac atgttgatgc gggttttact gatgcatata cagagatgct tttgttccgc 5220
ttggttgatg tgatgtgggt tgggtgggcg gtcgttccatt cgttctagat cggagtagaa 5280
tactgtttca aactacctgg tgtatttatt aattttggaa ctgtatgtgt gtgtcataca 5340
tcttcatagt tacgagttta agatggatgg aaatatcgat ctaggatagg tatacatggt 5400
gatgtggggt ttactgatgc atatacatga tggcatatgc agcatctatt catatgctct 5460
aaccttgagt acctatctat tataataaac aagtatgttt tataattatt ttgatcttga 5520
tatacttggg tgatggcata tgcagcagct atatgtggat ttttttagcc ctgccttcat 5580
acgtatttta tttgcttggt actgtttctt ttgtcgatgc tcaccctggt gtttgggtgt 5640
acttctgcag gtcgacttta acttagccta ggatccacac gacaccatgt ccccgagcgg 5700
ccgcccgcgc gagatccgcc cggccaccgc cgcgcacatg gccgcccgtg gcgacatcgt 5760
gaaccactac atcgagacct ccaccgtgaa cttccgcacc gagccgcaga ccccgaggga 5820
gtggatcgac gaactggagc gcctccagga ccgctaccgg tggctcgtgg ccgaggtgga 5880
gggctggtgt gccggcatcg cctacgccgg cccgtggaag gcccgcaacg cctacgactg 5940
gaccgtggag tccaccgtgt acgtgtccca ccgccaccag cgcctcggcc tcggctccac 6000
cctctacacc cactcctca agagcatgga ggcccagggc ttcaagtccg tgggtggcgt 6060
gatcggcctc ccgaacgacc cgtccgtgcg cctccacgag gccctcggct acaccgcccg 6120
cggcacccctc cgcgcgcgcg gctacaagca cggcggtggt cagcagctcg gcttctggca 6180
gcgcgacttc gagctgccgg ccccgccgcg cccggtgccc ccggtgacgc agatctgagt 6240
cgaaacctag acttgtccat cttctggatt ggccaactta attaatgtat gaaataaaaag 6300
gatgcacaca tagtgacatg ctaatcacta taatgtgggc atcaaagttg tgtgttatgt 6360
gtaattacta gttatctgaa taaaagagaa agagatcacc catatttctt atcctaagt 6420
aatgtcacgt gtctttataa ttctttgatg aaccagatgc atttcattaa ccaaatccat 6480
atacatataa atattaatca tatataatta atatcaattg ggtagcaaa acaaatctag 6540
tctaggtgtg ttttgcaat tgcggccgcc accgcggtgg agctcgaatt cattccgatt 6600
aatcgtggcc tcttgcctct caggatgaag agctatgttt aaacgtgcaa gcgctactag 6660
acaattcagt acattaaaaa cgtccgcaat gtgttattaa gttgtctaag cgtcaatttg 6720
tttacaccac aatatacctt gccaccagcc agccaacagc tccccgaccg gcagctcggc 6780

-continued

acaaaatcac cactcgatac aggcagccca tcagtccggg acggcgtcag cgggagagcc 6840
gttgaaggc ggcagacttt gctcatgtta ccgatgctat tcggaagaac ggcaactaag 6900
ctgccgggtt tgaaacacgg atgatctcgc ggagggtagc atgttgattg taacgatgac 6960
agagcgttgc tgccctgtgat caaatatcat ctccctcgca gagatccgaa ttatcagcct 7020
tcttattcat ttctcgctta accgtgacag gctgtcgatc ttgagaacta tgccgacata 7080
ataggaaatc gctggataaa gccgctgagg aagctgagtg gcgctatttc tttagaagtg 7140
aacgttgacg atcgtcgacc gtaccccgat gaattaattc ggacgtacgt tctgaacaca 7200
gctggatact tacttgggcg attgtcatac atgacatcaa caatgtaccc gtttgtgtaa 7260
ccgtctcttg gaggttcgta tgacaactag ggttcccctc agcttgcgac tagatgttga 7320
ggcctaacat tttattagag agcaggctag ttgcttagat acatgatcct caggccgtta 7380
tctgtcaggg caagcgaaaa ttggccattt atgacgacca atgccccgca gaagctccca 7440
tctttgccgc catagacgcc gcgccccctc tttggggtgt agaacatcct tttgccagat 7500
gtggaaaaga agttcgttgt ccattgttg gcaatgacgt agtagccggc gaaagtgcga 7560
gaccatttg cgctatataa aagcctacga tttccgttgc gactattgtc gtaattggat 7620
gaactattat cgtagtgtct ctcagagttg tcgtaatttg atggactatt gtcgtaattg 7680
cttatggagt tgtcgtagtt gcttgaggaa atgtcgtagt tggatgggga gtagtcatag 7740
ggaagacgag cttcatccac taaaacaatt ggcaggtcag caagtgcctg ccccgatgcc 7800
atcgcaagta cgaggcttag aaccacctc aacagatcgc gcatagtctt cccagctct 7860
ctaacgcttg agttaagccg cgcgcggaag cggcgtcggc ttgaacgaat tgttagacat 7920
tatttgccga ctaccttggt gatctcgcct ttcacgtagt gaacaaattc ttccaactga 7980
tctgcgcgag aggccaagcg atcttcttgt ccaagataag cctgcctagc ttcaagtatg 8040
acgggctgat actgggcccg caggcgctcc attgcccagt cggcagcgac atccttcggc 8100
gcgattttgc cggttactgc gctgtaccaa atgcgggaca acgtaagcac tacatttcgc 8160
tcatcgccag cccagtcggg cggcgagtcc catagcgctta aggtttcatt tagcgcctca 8220
aatagatcct gttcaggaac cggatcaaag agttcctcgg ccgctggacc tacciaagca 8280
acgctatggt ctcttgcttt tgtcagcaag atagccagat caatgtcgat cgtggctggc 8340
tcgaagatac ctgcaagaat gtcattgcgc tgccattctc caaattgcag ttcgcgctta 8400
gctggataac gccacggaat gatgtcgtcg tgcacaacaa tggtgacttc tacagcggg 8460
agaatctcgc tctctccagg ggaagccgaa gtttccaaaa ggtcgttgat caaagctcgc 8520
cgcgctgttt catcaagcct tacagtcacc gtaaccagca aatcaatc actgtgtggc 8580
ttcaggccgc catccactgc ggagccgtac aaatgtaagg ccagcaacgt cggttcgaga 8640
tggcgcctga tgacgcaac tacctctgat agttgagtcg atacttcggc gatcaccgct 8700
tccctcatga tgtttaactc ctgaattaag ccgcgcccgc aagcgggtgc ggcttgaatg 8760
aattgttagg cgtcatcctg tgctcccgag aaccagtacc agtacatcgc tgtttcgctc 8820
gagacttgag gtctagtttt atacgtgaac aggtcaatgc cgcgagagat aaagccacat 8880
tttgcgtaca aattgcaggc aggtacattg ttcgtttggt tctctaactc tatgccaagg 8940
agetgtctgc ttagtgccca ctttttcgca aattcgatga gactgtgcgc gactcctttg 9000
cctcggctgc tgtgcgacac aacaatgtgt tcgatagagg ctgatcgtt ccatgttgag 9060

-continued

ttgagttcaa	tcttcccac	aagctcttgg	tcgatgaatg	cgccatagca	agcagagtct	9120
tcacacagagt	catcatccga	gatgtaatcc	ttccggtagg	ggctcacact	tctggtagat	9180
agttcaaagc	cttggtcgga	taggtgcaca	tcgaacactt	cacgaacaat	gaaatggttc	9240
tcagcatcca	atgtttccgc	cacctgtcca	gggatcaccg	aatcttcat	atgacgccta	9300
acgcctggca	cagcggatcg	caaacctggc	gcggttttg	gcacaaaagg	cgtgacaggt	9360
ttgcaaatcc	gttgetgcca	cttgtaacc	cttttgcag	atttggtaac	tataatttat	9420
gtagagggcg	aagtcttggg	taaaaactgg	cctaaaattg	ctggggattt	caggaaagta	9480
aacatcacct	tccggctcga	tgtctattgt	agatatatgt	agtgtatcta	cttgatcggg	9540
ggatctgctg	cctcgcgcgt	ttcggatgat	acggtgaaaa	cctctgacac	atgcagctcc	9600
cggagacggt	cacagcttgt	ctgtaagcgg	atgccgggag	cagacaagcc	cgtcagggcg	9660
cgtcagcggg	tgttgccggg	tgtcggggcg	cagccatgac	ccagtcacgt	agcgatagcg	9720
gagtgtatac	tggcttaact	atgcggcatc	agagcagatt	gtactgagag	tgcaccatat	9780
gcggtgtgaa	ataccgcaca	gatgcgtaag	gagaaaatac	cgcatcaggc	gctcttccgc	9840
ttcctcgcct	actgactcgc	tgcgctcggg	cgttcggctg	cggcgagcgg	tatcagctca	9900
ctcaaaggcg	gtaatacggg	tatccacaga	atcaggggat	aacgcaggaa	agaacatgtg	9960
agcaaaaagg	cagcaaaaagg	ccaggaaccg	taaaaaggcc	gcgttgctgg	cgtttttcca	10020
taggctccgc	ccccctgacg	agcatcacia	aatcgacgc	tcaagtcaga	ggtggcgaaa	10080
cccgcacgga	ctataaagat	accagcgggt	tccccctgga	agctccctcg	tgcgctctcc	10140
tgttccgacc	ctgccgctta	ccggatacct	gtccgccttt	ctcccttcgg	gaagcgtggc	10200
gctttctcat	agctcacgct	gtaggtatct	cagttcggtg	taggtcgttc	gctccaagct	10260
gggctgtgtg	cacgaacccc	ccgttcagcc	cgaccgctgc	gccttatccg	gtaactatcg	10320
tcttgagtc	aaccgggtaa	gacacgactt	atgcgccactg	gcagcagcca	ctggtaacag	10380
gattagcaga	gcgaggtatg	taggcgggtgc	tacagagttc	ttgaagtggg	ggcctaacta	10440
cggctacact	agaaggacag	tatttgggat	ctgcgctctg	ctgaagccag	ttaccttcgg	10500
aaaaagagtt	ggtagctctt	gatccggcaa	acaaccacc	gctggtagcg	gtggtttttt	10560
tgtttgcaag	cagcagatta	cgcgcagaaa	aaaaggatct	caagaagatc	ctttgatctt	10620
ttctacgggg	tctgacgctc	agtggaacga	aaactcacgt	taagggattt	tggatcatgag	10680
attatcaaaa	aggatcttca	cctagatcct	tttaaattaa	aatgaagtt	ttaaatcaat	10740
ctaaagtata	tatgagtaaa	cttggtctga	cagttaccaa	tgcttaatca	gtgaggcacc	10800
tatctcagcg	atctgtctat	ttcgttcac	catagttgcc	tgactccccg	tcgtgtagat	10860
aactacgata	cgggagggct	taccatctgg	ccccagtgct	gcaatgatac	cgcgagaccc	10920
acgctcaccg	gctccagatt	tatcagcaat	aaaccagcca	gccggaaggg	ccgagcgcag	10980
aagtgtcct	gcaactttat	ccgcctccat	ccagtctatt	aattggtgcc	gggaagctag	11040
agtaagtagt	tcgccagtta	atagtttgcg	caacgttgtt	gccattgctg	cagggggggg	11100
gggggggggg	gacttccatt	gttcattcca	cggacaaaaa	cagagaaaagg	aaacgcacaga	11160
ggcaaaaaag	cctcgtcttc	agcacctgtc	gtttcctttc	ttttcagagg	gtattttaaa	11220
taaaaaacatt	aagttatgac	gaagaagaac	ggaaacgctt	taaaccggaa	aattttcata	11280
aatagcga	acccgcgagg	tcgccgcccc	gtaacctgtc	ggatcacccg	aaaggacccg	11340

-continued

```

taaagtgata atgattatca tctacatata acaacgtgcg tggaggccat caaacccacgt 11400
caataaatca attatgacgc aggtatcgta ttaattgata tgcatacaact taacgtaaaa 11460
acaacttcag acaatacaaa tcagcgcacac tgaatacggg gcaacctcat gtcccccccc 11520
cccccccc tgcaggcatc gtggtgacac gctcgtcgtt tggatatggtc tcattcagct 11580
ccggttcccc acgatcaagg cgagttacat gatcccccat gttgtgcaaa aaagcgggta 11640
gctccttcg tctccgatac gttgtcagaa gtaagttggc cgcagtgtta tcaactcatgg 11700
ttatggcagc actgcataat tctcttactg tcatgccatc cgtaagatgc ttttctgtga 11760
ctggtgagta ctcaaccaag tcattctgag aatagtgtat gcggcgaccg agttgctctt 11820
gcccgcgctc aacacgggat aatacgcgc cacatagcag aactttaaaa gtgctcatca 11880
ttggaaaacg ttcttcgggg cgaaaactct caaggatctt accgctgttg agatccagtt 11940
cgatgtaacc cactcgtgca cccaactgat cttcagcatc ttttacttcc accagcgttt 12000
ctgggtgagc aaaaacagga aggcaaatg cgcgcaaaaa gggataaagg gcgacacgga 12060
aatgttgaat actcatactc ttccttttcc aatattattg aagcatttat cagggttatt 12120
gtctcatgag cggatacata tttgaatgta tttagaaaaa taaacaaata ggggttccgc 12180
gcacatttcc cggaaaagtg ccacctgacg tctaagaaac cattattatc atgacattaa 12240
cctataaaaa taggcgtatc acgaggccct ttcgtcttca agaattggtc gacgatcttg 12300
ctggttccg atattttcgt ggagttccc cccacagacc ggattgaagg cgagatccag 12360
caactcgcgc cagatcatcc tgtgacgaa ctttggcgcg tgatgactgg ccaggacgtc 12420
ggcggaaaga gcgacaagca gatcacgctt ttcgacagcg tcggatttgc gatcgaggat 12480
tttccggcgc tgcgctacgt ccgagaccgc gttgagggat caagccacag cagccactc 12540
gaccttctag ccgaccaga cgagccaagg gatctttttg gaatgctgct ccgtcgtcag 12600
gctttccgac gtttgggtgg ttgaacagaa gtcattatcg tacggaatgc caagcactcc 12660
cgaggggaac cctgtggttg gcatgcacat acaaatggac gaacggataa accttttcc 12720
gcccttttaa atatccgtta ttctaataaa cgctcttttc tcttaggttt acccgccaat 12780
atatcctgtc aaactgat agtttaaaact gaaggcggga aacgacaatc tgatcatgag 12840
cggagaatta agggagtcac gttatgaccc ccgccgatga cgcgggacaa gccgttttac 12900
gtttggaaact gacagaaccg caacgttgaa ggagccactc agcaagctgg tacgattgta 12960
atacgactca ctataggcgc aattgagcgc tgtttaaact ctcttcaact ggaagagcg 13019

```

```

<210> SEQ ID NO 43
<211> LENGTH: 49765
<212> TYPE: DNA
<213> ORGANISM: artificial
<220> FEATURE:
<223> OTHER INFORMATION: vector

```

```

<400> SEQUENCE: 43

```

```

gggggggggg gggggggggt ccattgttca ttccacggac aaaaacagag aaaggaaacg 60
acagaggcca aaaagctcgc tttcagcacc tgcgtttcc tttctttca gagggatttt 120
taataaaaaa cattaagtta tgacgaagaa gaacggaaac gccttaaacc gaaaaatttt 180
cataaatagc gaaaaccgcg gaggtgcgcg ccccgtaacc tgcggatca ccggaagga 240
cccgtaaagt gataatgatt atcatctaca taccacaacg tgcgtggagg ccatcaaac 300

```


-continued

acgtcaata atcaattatg acgcaggat cgtattaatt gatctgcatc aacttaacgt	360
aaaaacaact tcagacaata caaatcagcg aactgaata cggggcaacc tcatgtcccc	420
ccccccccc cccctgcagg catcgtggtg tcacgctcgt cgtttggtat ggcttcattc	480
agctccgggt cccaacgac aaggcgagtt acatgatccc ccatggtgtg caaaaaagcg	540
gtagctcct tcggtcctcc gatcgttgtc agaagtaagt tggccgcagt gttatcactc	600
atggttatgg cagcactgca taattctctt actgtcatgc catccgtaag atgcttttct	660
gtgactgggt agtactcaac caagtcattc tgagaatagt gtatgcggcg accgagttgc	720
tcttgcccgg cgtcaacacg ggataatacc gcgccacata gcagaacttt aaaagtgtc	780
atcattgga aacgttcttc gggcgaaaa ctctcaagga tcttaccgct gttgagatcc	840
agttcgatgt aaccactcg tgcacccaac tgatcttcag catcttttac tttcaccagc	900
gtttctgggt gagcaaaaac aggaaggcaa aatgccgcaa aaaagggaaat aaggcgaca	960
cggaaatggt gaatactcat actcttcctt tttcaatatt attgaagcat ttatcagggt	1020
tattgtctca tgagcggata catatgtgaa tgtatttaga aaaataaaca aataggggtt	1080
ccggcacat tccccgaaa agtgccacct gacgtctaag aaaccattat tatcatgaca	1140
ttaacctata aaaataggcg tatcacgagg ccctttcgtc tcaagaatt cggagctttt	1200
gccattctca ccggttcag tcgtcactca tgggtatttc tcaactgata acctattttt	1260
tgacgagggg aaattaatag gttgtattga tgttgacga gtcggaatcg cagaccgata	1320
ccaggatctt gccatctat ggaactgcct cggtgagttt tctcctcat tacagaaacg	1380
gctttttcaa aaataggtta ttgataatcc tgatatgaat aaattgcagt ttcatttgat	1440
gctcgatgag tttttctaat cagaattggt taattggtg taactctggc agagcattac	1500
gctgacttga cgggacggcg gctttgttga ataaatcgaa cttttgctga gttgaaggat	1560
cagatcacgc atcttcccga caacgcagac cgttccgtgg caaagcaaaa gttcaaaatc	1620
accaactggt ccacctaca caaagctctc atcaaccgtg gctcctcac tttctggctg	1680
gatgatgggg cgattcagc ctggtatgag tcagcaacac cttcttcacg aggcagacct	1740
cagcgcaga aggccccag agaggccgag cgcggcctg aggcttgac gctagggcag	1800
ggcatgaaa agcccgtagc gggctgtac gggcgtctga cgcggtgaa agggggaggg	1860
gatggtgtct acatggctct gctgtagtga gtgggttgcg ctccggcagc ggtcctgatc	1920
aatgctcacc ctttctcggt ccttcaacgt tcctgacaac gagcctcctt ttegccaatc	1980
catcgacaat caccgcgagt ccctgctcga acgctgcgtc cggaccggtc tcgtcgaagg	2040
cgtctatcgc ggcccgaac agcggcgaga gcggagcctg tcaacggtg ccgccgcgct	2100
cgcggcate gctgtgcgc gctgtctct caagcagggc ccaacagtg aagtagctga	2160
ttgtcatcag cgcattgac gcgtccccg cgaaaaaacc cgcctcgcag aggaagcgaa	2220
gctgcgcgct ggccgtttcc atctgcggtg cgcgcggtcg cgtgccggca tggatgcgcg	2280
cgccatcgcg gtaggcgagc agcgcctgcc tgaagctgcg ggcattcccg atcagaatg	2340
agcgcagtc gctgtcggct ctccgaccg aatgcgtatg attctccgc agcatggctt	2400
cggccagtgc gtcgagcag gcccgcttgt tcctgaagtg ccagtaaagc gccggctgct	2460
gaacccccaa ccgttccgcc agtttgctg tcgtcagacc gtctacgccc acctcgttca	2520
acaggtccag ggccgcacg atcactgtat tcggctgcaa ctttgcctg cttgacactt	2580

-continued

tatcactgat	aaacataata	tgtccacca	cttatcagtg	ataaagaatc	cgcgcgttca	2640
atcggaccag	cggaggctgg	tccggaggcc	agacgtgaaa	cccaacatac	cctgatcgt	2700
aattctgagc	actgtcgcgc	tcgacgctgt	cggcatcggc	ctgattatgc	cgttgcgtcc	2760
gggcctcctg	cgcgatctgg	tcaactcgaa	cgacgtcacc	gcccaactatg	gcattctgct	2820
ggcgcgtgat	gcggttggtc	aatttgcttg	cgcacctgtg	ctgggcccgc	tgtcggatcg	2880
tttcgggctg	cggccaatct	tgctcgtctc	gctggcccgc	gccactgtcg	actacgccat	2940
catggcgaca	gcgcctttcc	tttgggttct	ctatatcggg	cggatcgtgg	cgggatcac	3000
cggggcgact	ggggcggtag	ccggcgctta	tattgcccgt	atcactgatg	gcgatgagcg	3060
cgcgcggcac	ttcgcttca	tgagcgcctg	tttcgggttc	gggatggtcg	cgggacctgt	3120
gctcgggtgg	ctgatggggc	gtttctcccc	ccacgctccg	ttcttcgccc	cggcagcctt	3180
gaacggcctc	aatttctga	cgggtgtttt	ccttttgccc	gagtcgcaca	aaggcgaacg	3240
ccggcctgta	cgcgggagg	ctctcaacc	gctcgcctcg	ttccggtggg	cccggggcat	3300
gaaccgtcgc	gcccgcctga	tggcggtctt	cttcatcatg	caactgtctg	gacaggtgcc	3360
ggcgcgcctt	tgggtcattt	tcggcgagga	tcgctttcac	tgggacgcga	ccacgatcgg	3420
catttcgctt	gcgcatttg	gcattctgca	ttcaactgcc	caggcaatga	tcaccggccc	3480
tgtagccgcc	cggctcggcg	aaaggcgggc	actcatgctc	ggaatgattg	cgcacggcac	3540
aggctacatc	ctgcttgctc	tcgcgacacg	gggatggatg	gcgttcccga	tcattggtcct	3600
gcttgcttcg	ggtggcatcg	gaatgccgcg	gctgcaagca	atggtgtcca	ggcaggtgga	3660
tgaggaacgt	caggggcagc	tgcaaggctc	actggcggcg	ctcaccagcc	tgacctcgat	3720
cgtcggaccc	ctcctcttca	cggcgatcta	tgcggcttct	ataacaacgt	ggaacgggtg	3780
ggcatggatt	gcaggcgctg	ccctctactt	gctctgcctg	ccggcgctgc	gtcgcgggct	3840
ttggagcggc	gcagggcaac	gagccgatcg	ctgatcgtgg	aaacgatagg	cctatgccat	3900
gcgggtcaag	gcgacttccg	gcaagctata	cgcgccctag	gagtcgggtt	ggaacgttgg	3960
cccagccaga	tactcccgat	cacgagcagg	acgcccgatga	tttgaagcgc	actcagcgtc	4020
tgatccaaga	acaaccatcc	tagcaaacacg	gcgggtccccg	ggctgagaaa	gcccagtaag	4080
gaaacaactg	taggttcgag	tcgcgagatc	ccccggaacc	aaaggaagta	ggttaaacc	4140
gctccgatca	ggccgagcca	cgccaggccc	agaacattgg	ttcctgtagg	catcgggatt	4200
ggcgatcaa	acactaaagc	tactggaaag	agcagaagtc	ctccggccgc	cagttgccag	4260
gcggtaaagg	tgagcagagg	cacgggagggt	tgccacttgc	gggtcagcac	ggttccgaac	4320
gccatggaaa	ccgccccgcg	caggccccgt	gcgacgccga	caggatctag	cgtcgcgttt	4380
ggtgtcaaca	ccaacagcgc	cacgcccgcg	gttccgcaaa	tagccccag	gaccgccatc	4440
aatcgtatcg	ggctacctag	cagagcggca	gagatgaaca	cgaccatcag	cggctgcaca	4500
gcgcctaccg	tcgcccgcag	cccgcgccgc	aggcggtaga	ccgaaataaa	caacaagctc	4560
cagaatagcg	aaatattaag	tgccgcgagg	atgaagatgc	gcattccacca	gattccccgt	4620
ggaatctgtc	ggacgatcat	cacgagcaat	aaaccgcccg	gcaacgcccg	cagcagcata	4680
ccggcgaccc	ctcggcctcg	ctggttcggc	tccacgaaaa	cgccggacag	atgcgccttg	4740
tgagcgtcct	tggggccgct	ctcctgtttg	aagaccgaca	gcccaatgat	ctcgcgcgtc	4800
atgtaggcgc	cgaatgccac	ggcatctcgc	aaccgttcag	cgaacgcctc	catgggcttt	4860

-continued

ttctcctcgt gctcgtaaac ggaccogaac atctctggag ctttcttcag ggccgacaat 4920
cggatctcgc ggaaatcctg cacgtcggcc gctccaagcc gtcgaatctg agccttaate 4980
acaattgtca attttaatcc tctgtttatc ggcagttcgt agagcgcgcc gtgcgtcccg 5040
agcgatactg agcgaagcaa gtgcgtcgag cagtgccegc ttgttcctga aatgccagta 5100
aagcgtggc tgctgaaccc ccagccggaa ctgacccac aagccctag cgtttgcaat 5160
gcaccaggtc atcattgacc caggcgtgtt ccaccaggcc gctgcctcgc aactcttcgc 5220
aggcttcgcc gacctgctcg cgcacttct tcacgcgggt ggaatccgat ccgcacatga 5280
ggcgaagggt ttccagcttg agcgggtacg gctcccgtg cgagctgaaa tagtgaaca 5340
tccgtcgggc cgtcggcag agcttgccgt acttctcca tatgaattc gtgtagtggt 5400
cgccagcaaa cagcacgacg atttctcctg cgatcaggac ctggcaacgg gacgttttct 5460
tgccacggtc caggacgcgg aagcgggtgca gcagcgacac cgattccagg tgcccaacgc 5520
ggtcggacgt gaagcccatc gccgtcgcct gtaggcgcga caggcattcc tcggccttcg 5580
tgtaataccg gccattgacg gaccagccca ggtcctggca aagctcgtag aacgtgaagg 5640
tgatcggctc gccgataggg gtgcgcttcg cgtactcca cacctgctgc cacaccagtt 5700
cgtcacgtc gccccgcagc tcgacgcggg ttaggtgat cttcacgtcc ttgttgacgt 5760
ggaaaatgac cttgttttgc agcgcctcgc gcgggatttt cttgttgccg gtggtgaaca 5820
ggcagagcgg gcccgctgctg tttggcatcg ctgcacgtg gtcggccac ggcgcaatat 5880
cgaacaagga aagctgcatt tccttgatct gctgcttcgt gtgttccagc aacgcgcct 5940
gcttgccctc gctgacctgt tttgccaggt cctcgcggc ggtttttcgc ttcttggtcg 6000
tcatagttcc tcgctgctcg atggtcatcg acttcgcaa acctgccgc tctgttcga 6060
gacgacgcga acgctccacg gcggccgatg gcgcgggcag ggcaggggga gccagttgca 6120
cgctgtcgcg ctcgatcttg gccgtagctt gctggacct cgagccgacg gactggaagg 6180
ttcgcgggg cgcacgatg acggtgcggc ttgcgatggt ttcggcatcc tcggcggaaa 6240
accccgctc gatcagttct tgcctgatg ccttcggctc aaacgtccga ttcattcacc 6300
ctccttgccg gattgcccc actcagccg gggcaatgt ccctattcc tgatttgacc 6360
cgctggtgc cttggtgtcc agataatcca ccttatcggc aatgaagtgc gtcccgtaga 6420
ccgtctggcc gtccttctcg tacttggtat tccgaatctt gccctgcacg aataccagcg 6480
accccttgcc caaatacttg ccgtgggcct cggcctgaga gccaaaacac ttgatgcgga 6540
agaagtcggt gcgctcctgc ttgtcgcgg catcgttgcg cactcttca ttaaccgcta 6600
tatcgaaaat tgcttgccgc ttgttagaat tgccatgacg tacctcgggt tcacgggtaa 6660
gattacccgat aaactggaac tgattatggc tcatatcga agtctccttg agaaaggaga 6720
ctctagtta gctaaacatt ggttcogctg tcaagaactt tagcggctaa aattttgccg 6780
gccgcgacca aaggtgcgag gggcggcttc cgtgtgttac aaccagatat tttcaccaa 6840
catcctcctg ctgctcgatg agcggggcat gacgaaacat gagctgtcgg agagggcagg 6900
ggtttcaatt tcgtttttat cagacttaac caacggtaag gccaaacct cgtggaagg 6960
gatggaggcc attgcccagc ccctggaaac tcccctacct cttctcctgg agtccaccga 7020
ccttgaccgc gaggcactcg cggagattgc gggctcactc ttcaagagca gcgtgcgcc 7080
cggatacgaa cgcacatggt tggttttgcc gtcacataag gcgtttatcg taaagaatg 7140

-continued

gggcgacgac	acccgaaaaa	agctgcgtgg	aaggctctga	cgccaagggt	tagggcttgc	7200
acttccttct	ttagccgcta	aaacggcccc	ttctctgcgg	gccgtcggt	cgcgcatcat	7260
atcgacatcc	tcaacggaag	ccgtgccgcy	aatggcatcg	ggcgggtgcy	ctttgacagt	7320
tgtttctat	cagaaccct	acgtcgtgcy	gttcgattag	ctgtttgtct	tgcaggctaa	7380
acactttcgg	tatatcgttt	gcctgtgcga	taatgttgct	aatgatttgt	tgcgtagggg	7440
ttactgaaaa	gtgagcggga	aagaagagtt	tcagaccatc	aaggagcggg	ccaagcgsaa	7500
gctggaacgc	gacatgggtg	cggacctgtt	ggccgcgctc	aacgaccgca	aaaccgttga	7560
agtcagctc	aacgcggagc	gcaaggtgtg	gcacgaaacg	cttggcgagc	cgatgcggta	7620
catctgcgac	atgcccga	gccagtcgca	ggcgattata	gaaacggtgg	cggattcca	7680
cggcaaagag	gtcacccggc	attcgcccat	cctggaaggc	gagttccct	tggatggcag	7740
ccgctttgcc	ggccaattgc	cgccggtcgt	ggccgcgcca	acctttgcga	tccgcaagcg	7800
cgcggtcgcc	atcttcacgc	tggaacagta	cgtcgaggcg	ggcatcatga	cccgcgagca	7860
atacgaggtc	attaaaagcg	ccgtcgccgc	gcacgaaac	atcctcgtca	ttggcggtag	7920
tggctcgggc	aagaccacgc	tcgtcaacgc	gatcatcaat	gaaatggtcg	ccttcaacct	7980
gtctgagcgc	gtcgtcatca	tcgaggacac	cggcgaaatc	cagtgcccg	cagagaacgc	8040
cgtccaatac	cacaccagca	tcgacgtctc	gatgacgctg	ctgctcaaga	caacgctgcy	8100
tatgcccc	gaccgcatcc	tggctgggtga	ggtacgtggc	cccgaagccc	ttgatctgtt	8160
gatggcctgg	aacaccgggc	atgaaggagg	tgccgccacc	ctgcacgsaa	acaaccccaa	8220
agcgggcctg	agccggctcg	ccatgcttat	cagcatgcac	ccggattcac	cgsaacccat	8280
tgagccgctg	attggcgagg	cggttcatgt	ggtcgtccat	atgccagga	cccctagcgg	8340
ccgtcgagtg	caagaaatc	tcgaagtct	tggttacgag	aacggccagt	acatcaccaa	8400
aaccctgtaa	ggagtattc	caatgacaac	ggctgttcg	ttccgtctga	ccatgaatcg	8460
cggcattttg	ttctacctg	ccgtgttctt	cgttctcgt	ctcgcgttat	ccgcgcatcc	8520
ggcgatggcc	tcggaaggca	ccggcggcag	cttgccatat	gagagctggc	tgsagaaacct	8580
gcgcaactcc	gtaaccggcc	cggtgccctt	cgcgctgtcc	atcatcggsa	tcgtcgtcgc	8640
cggcggcgtg	ctgatcttcg	gcggcgsaact	caacgccttc	ttccgsaaccc	tgsatcttct	8700
ggttctggty	atggcgctgc	tggctggcgc	gcagaaactg	atgsacacct	tcttcggctg	8760
tggtgccgsa	atcgccggcc	tcggcaaccg	ggcgtgcac	caggtgsaa	tcgcggcggc	8820
ggatgccgtg	cgtgcgtag	cggctggsag	gctcgcctaa	tcatggctct	gcgcacgac	8880
cccatccgct	gcgcaggsaa	ccgagaaaac	ctgttcatgg	tggtgatcg	tgsaactggtg	8940
atgttctcgg	gcctgatggc	gtttgcgctg	attttcagcg	cccagagct	gcccggccacc	9000
gtggtcggty	tgsatctgtg	gttcggggcg	ctctatgcgt	ttcgsaatcat	ggcgsaaggcc	9060
gatccgsaaga	tgcggttcgt	gtacctgcgt	caccgccggg	acaagccgta	ttaccggcc	9120
cgcctgaccc	cgttccggsa	gsaacaccaat	agccaagggsa	agcaataccg	atgsatccaa	9180
caattgcsat	tgsaatcgcg	ggcctcggcg	cgttctgtt	gttcatctc	tttgcgcgsa	9240
tccgcgcggg	cgsatccgsa	ctgsaaactga	aaaagcatcg	ttccaaggac	gcccggcctgg	9300
ccgatctgct	caactacgcc	gctgtcgtg	atgsacggcg	aatcgtgggc	aagsaacgggsa	9360
gctttatggc	tgcctggctg	tacaaggcg	atgsaacgc	aagcagcacc	gaccagcagc	9420

-continued

gcgaagtagt gtccgcccgc atcaaccagg ccctcgcggg cctgggaagt gggtagatga 9480
tccatgtgga cgccgtgceg cgtcctgctc cgaactacgc ggagcggggc ctgtcggcgt 9540
tccctgaccg tctgacggca gcgattgaag aagagcgcctc ggtcttgect tgctcgtcgg 9600
tgatgtactt caccagctcc gcgaagtccg tcttcttgat ggagcgcgatg gggacgtgct 9660
tggcaatcac gcgcaccccc cgcccgtttt agcggctaaa aaagtcatgg ctctgccctc 9720
gggaggacca cgcccatcat gacctgcca agctcgtcct gcttctcttc gatcttcgcc 9780
agcagggcga ggatcgtggc atcaccgaac cgcgccgtgc gcgggtcgtc ggtgagccag 9840
agtttcagca ggccgcccag gcggcccagg tcgccattga tgcgggccag ctgcgggacg 9900
tgctcatagt ccacgacgcc cgtgatattg tagccctggc cgacggccag caggtaggcc 9960
gacaggctca tgccggccgc cgccgccttt tcccaatcg ctcttcgttc gtctggaagg 10020
cagtacacct tgataggtgg gctgccttc ctggttggtc tggtttcate agccatccgc 10080
ttgccctcat ctgttacgcc ggcggtagcc ggccagcctc gcagagcagg attcccgttg 10140
agcaccgcca ggtgcgaata agggacagtg aagaaggaa acccgctcgc gggtagggcct 10200
acttcaccta tccctgccgg ctgacgccgt tggatacacc aagaaaagtc tacacgaacc 10260
ctttggcaaa atcctgtata tcgtgcgaaa aaggatggat ataccgaaa aatcgctata 10320
atgacccga agcagggtta tgcagcggaa aagcgtcgtc tcctcgtgt tttgtggaat 10380
atctaccgac tggaaacagg caaatgcagg aaattactga actgagggga caggcgagag 10440
acgatgcaaa agagctacac cgacgagctg gccgagtggt tgaatcccg cgcggccaag 10500
aagcgcgcgc gtgatgaggc tgcggttgcc ttcctggcgg tgagggcgga tgcgaggcg 10560
gcgttagcgt ccggtatgc gctcgtcacc atttgggagc acatgcggga aacggggaag 10620
gtcaagttct cctacgagac gttccgctcg cacgccaggc ggcacatcaa ggccaagccc 10680
gccgatgtgc ccgcaccgca ggccaaggct gcggaaccgc cgccggcacc caagacgcgc 10740
gagccacggc ggccgaagca ggggggcaag gctgaaaagc cggccccgc tgcggccccg 10800
accggcttca cttcaaccc aacacggac aaaaaggatc tactgtaatg gcgaaaattc 10860
acatggtttt gcagggcaag ggcgggtcgc gcaagtgcgc catcgccgc atcattgcgc 10920
agtacaagat ggacaagggg cagacacctc tgtgcatcga caccgaccgc gtgaacgcga 10980
cgttcgaggc ctacaaggcc ctgaacgtcc gccggctgaa catcatggcc ggcgacgaaa 11040
ttaactcgcg caacttcgac accctggctg agctgattgc gccgaccaag gatgacgtgg 11100
tgatcgaaa cgggtgccgc tcggtcgtgc ctctgtcgea ttacctcacc agcaaccagg 11160
tgccgctct gctgcaagaa atggggcatg agctggctcat ccataccgctc gtcaccggcg 11220
gccaggctct cctggacacg gtgagcggct tcgcccagct cgccagccag ttcggcgccg 11280
aagcgtttt cgtggtctgg ctgaaccgtc attgggggcc taccgagcat gagggcaaga 11340
gctttgagca gatgaaggcg tacacggcca acaaggcccg cgtgtcgtcc atcatccaga 11400
ttccggccct caaggaagaa acctacggcc gcgatttcag cgacatgctg caagagcggc 11460
tgaggttcga ccaggcgtg gccgatgaat cgctcacgat catgacgcgg caacgcctca 11520
agatcgtcgc gcgcccctg tttgaacacg tcgacgcggc ggccgtgcta tgagcgacca 11580
gattgaagag ctgatecggg agattgcggc caagcagggc atcgccgctc gccgagcga 11640
cccgtgctg atcctgcata ccatcaacgc ccggctcatg gccgacagtg cggccaagca 11700

-continued

agaggaaatc cttgccgcgt tcaaggaaga gctggaaggg atcgcccatc gttggggcga 11760
ggagcccaag gccaaagcgg agcggatgct gaacgcggcc ctggcggcca gcaaggacgc 11820
aatggcgaag gtaatgaagg acagcggcgc gcaggcggcc gaagcgatcc gcagggaaat 11880
cgacgacggc cttggccgcc agctcggcgc caaggtcgcy gacgcggcgc gcgtggcgat 11940
gatgaacatg atcgccggcg gcatgggtgtt gttcggcgcc gccctgggtg tgtgggcttc 12000
gttatgaatc gcagaggcgc agatgaaaaa gcccgcggtt gccgggcttt gtttttgcgt 12060
tagctgggct tgtttgacag gcccaagctc tgactgcgcc cgcgctcgcg ctectgggcc 12120
tgtttcttct cctgctcctg cttgcgcac agggcctggt gccgctgggc tgettccagc 12180
atcgaatccc agtcgccgcg cagctcggga tgctccgcgc gcatcttgcy cgtcgccagt 12240
tcctcgatct tgggcgcgtg aatgcccatg ccttccttga tttcggcac catgtccagc 12300
cgcgtgtgca gggctcgaa gcgggcttgc tgttgggctt gctgctgctg ccaggcggcc 12360
tttgtaacgc gcagggacag caagcgggg gcattggact gtagctgctg caaacgcgcc 12420
tgctgacggt ctacgagctg ttctaggcgg tcctcgatgc gctccactg gtcattgctt 12480
gcctgcacgt agagcgcaag ggtctgctgg taggtctgct cgatgggcgc ggattctaag 12540
agggcctgct gttccgtctc gccctcctgg gccgcctgta gcaaatctc gccgctgtt 12600
cgcgtggact gctttactgc cggggactgc tgttgccctg ctgcgcgcgt cgtcgagtt 12660
cggcttgccc cactcgatt gactgcttca tttcgagccg cagcgatgcy atctcgatt 12720
gcgtcaacgc acggggcagc gcggagggtt ccggttctc cttgggtgag tcggtcgatg 12780
ccatagccaa aggtttcctt ccaaaatgcy tcatttctg gaccgtgtt ctctattgat 12840
cccgaagca tcttcggctt gaccgccag tcaagcgcgc cttcatgggc ggtcatgacg 12900
gacgcgccca tgacctgccc gccgtgttct tcgatgtagc cgcgtaatga ggcaatggtg 12960
ccgcccatcg tcagcgtgct atcgacaac atgtacttct ggccggggat cactccccc 13020
tcgaaagtgc ggttgaacgc caggcgatga tctgaaccgc ctcgggttcg ggcgacctc 13080
tcccgtgca caatgtccgt ttcgacctca aggccaaaggc ggtcggccag aacgaccgcc 13140
atcatggcgc gaattctgtt gttcccgcgc gcctcgacgg cgaggactgg aacgatgcyg 13200
ggcttgctg cccgatcag cgtcttgagc tgggcaacag tgtcgtccga aatcaggcgc 13260
tcgaccaa atagcgcgc ttcgcgctc ccctgcttcg cagcctgta ttcaggtcgc 13320
ttggtcaaa aaccaaggtc gccgttgcca accaccttcg ggaagtctc ccacggtgcy 13380
cgcctggctc tgcgttagct gctcaagac cctcccttt tagccgctaa aactctaacg 13440
agtgcgcccc cgactcaact tgacgcttcc ggcacttacc tgtgccttc cacttgctc 13500
ataggtgatg cttttcgcac tcccgatctc aggtacttta tcgaaatctg accgggcyg 13560
cattacaaa tcttcccca cctgttgta aatgctgccc ctatctgcyt ggaogatgct 13620
gccgctgtyg cgtcgcgact tatcggcctt ttggccata tagatgtgtt aaatgccag 13680
ttcagggcc ccggtttat ctaccttcg gttcgtccat gcccttgggt tctcgtctc 13740
gacaattctt tgccattca tgaccaggag gcggtgttcc attgggtgac tctgacggt 13800
tgctctggt gttaaactg tctggtcgc ttgcccgcta aaaaaagcc gacctcggca 13860
gttcaggccc ggtttccct agagcgggc gcgtcaagg tgttccatct attttagtga 13920
actcgttccg atttatcagt tactttctc ccgctttgtg tttcctcca ctggttccg 13980

-continued

cgtctagccg acccctcaac atageggcct cttcttgggc tgcctttgcc tcttgccgcg 14040
cttcgtcaec ctcggcttgc accgtcgtaa agcgtcggc ctgcctggcc gectcttgcg 14100
ccgccaaact cctttgctcc tgggtggcct cggcgtcggc ctgcgccttc gctttcaccg 14160
ctgccaaact cgtgcgcaaa ctctccgctt cgcgcctggg ggcgctcgcg tcgcccgcaa 14220
gcgctgcat ttctctggtg gccgcgtcca gggctcttgcg gctctcttct ttgaatgcgc 14280
ggcgctcctg gtgagcgtag tccagctcgg cgcgcagctc ctgcgctcga cgctccacct 14340
cgtcggcccc ctgcgtcgcc agcgcggccc gctgctcggc tcctgccagg gcggtgcgtg 14400
cttcggccag ggcttgccgc tggcgtgcgg ccagctcggc cgcctcggcg gctgctgct 14460
ctagcaatgt aacgcgcgcc tgggttctt ccagctcgcg ggctgcgcc tcgaaggcgt 14520
cggccagctc ccgcgcacg gcttccaact cgttgccctc acgatcccag ccggcttgcg 14580
ctgctgcaa cgattcattg gcaagggcct gggcgcttg ccagagggcg gccacggcct 14640
ggttgccggc ctgctgcacc gcgtccggca cctggactgc cagcggggcg gctgcgccg 14700
tgcgctggcg tcgccattcg cgcgtccggc cgtcggctc gttcatgttg acgcggggcg 14760
ccttacgcac tgcattccag gtcgggaagt tctcccgctc gccttgcctg aacagctcgt 14820
ccgcagccgc aaaaatgcgg tcgcgcgtct ctttgttcag ttccatgttg gctccggtaa 14880
ttgtaagaa taataaact cttacctacc ttatcagcgc aagagttag ctgaacagtt 14940
ctcgacttaa cggcaggttt tttagcggct gaagggcagg caaaaaagc ccgcacggg 15000
cggcgggggc aaagggtcag cgggaagggg attagcggc gtcgggcttc ttcattgcctc 15060
ggggcccgcc ttcttgggat ggagcacgac gaagcgcgca cgcgcatcgt cctcggccct 15120
atcgccccc gtcgcggtca ggaactgtc gcgcgctagg tcctccctgg tgggcaccag 15180
gggcatgaac tcggcctgct cgatgtaggt ccaactccatg accgcatcgc agtcgaggcc 15240
gcgttctctc accgtctctt gcaggtcgcg gtacgcccgc tcgctgagcg gctggtaacg 15300
ggccaattg tcgtaaatgg ctgtcggcca tgagcggcct ttctgttga gccagcagcc 15360
gacgacgaag ccggcaatgc aggccctg cacaaccagg ccgacgcgg gggcagggga 15420
tggcagcagc tcgccaaaca ggaaccccc cgcgatgatg ccgatgcgg tcaaccagcc 15480
cttgaacta tccggcccc aaacaccct gcgcattgcc tggatgctgc gccggatagc 15540
ttgcaacatc aggagcgtt tctttgttc gtcagtcag gtcgccctc accagttgtt 15600
cgtatcgggt tcggacgaac tgaatcgca agagctcgg gtatcggctc agccgctgctc 15660
cgtgctcctg ctgccgaagc acggcgagg gtcgcgcaac gccgcagac gcgtatccgg 15720
ccgcagcga tcgcccagca tggccccgt cagcgagccg ccggccaggt agcccagcat 15780
ggtgctggtg gtgcgcccg ccaccagggc cgcgtgacg aaatcgcgt cattccctct 15840
ggattgttcg ctgctcggcg gggcagtgcg ccgcgccggc ggctcgtgg atggctcggg 15900
ttggtggcc tcgcacggcc ggcgaaagt gcgcagcag tcgttatcga ccggctgcgg 15960
cgtcggggcc gcgccttgc gctgcggtc gtgttccttc ttcggctcgc gcagcttga 16020
cagcatgatc gcgaaacca gcagcaacgc cgcgcctacg cctcccgcga tgtagaacag 16080
catcgattc attcttcggt cctccttga gcggaaccgt tgtctgtcgc gcgcgggtgg 16140
cccgcgcgc tgtcttggg gatcagcct cgatgagcgc gaccagtttc acgtcggcaa 16200
ggttcgctc gaactcctg ccgtcgtcct cgtacttcaa ccaggcatag ccttccgccc 16260

-continued

gcggccgacg gttgaggata aggcgggcag ggcgctcgtc gtgctcgacc tggacgatgg 16320
cctttttcag cttgtccggg tccggctcct tcgcgccctt ttccctggcg tccttaccgt 16380
cctggtcgcc gtccctcgccg tcctggccgt cgccggcctc cgcgtcacgc tcggcatcag 16440
tctggccggt gaaggcatcg acggtgttgg gatcgcggcc cttctcgctc aggaactcgc 16500
gcagcagctt gaccgtgccg cgcgtgattt cctgggtgtc gtcgtaagc cacgcctcga 16560
cttccctcgg gcgcttcttg aaggcctca ccagctcgtt caccacggtc acgtcgcgca 16620
cgcgcccggt gttgaacgca tcggcgatct tctccggcag gtccagcagc gtgacgtgct 16680
gggtgatgaa cgccggcgac ttgccgattt ccttggcgat atcgctttc ttcttgccct 16740
tcgccagctc gcggccaatg aagtcggcaa tttcgcgcgg ggtcagctcg ttgcgttgca 16800
ggttctcgat aacctggtcg gcttcggtgt agtcggtgtc gatgaacgcc gggatggact 16860
tcttgccgga ccacttcgag ccacggtagc ggcggggccc gtgattgatg atatagcggc 16920
ccggctgctc ctggttctcg cgcacgaaa tgggtgactt caccocgcgc tctttgatcg 16980
tggcaccgat ttccgcgatg ctctccgggg aaaagccggg gttgtcggcc gtccgcggct 17040
gatgcccgat ttcgtcagc aggtccaggt ccagctcgat agggccggaa ccgccctgag 17100
acgccgcagg agcgtccagg aggctcgaca ggtcgccgat gctatccaac cccaggcccg 17160
acggctgcgc cgcgctcgcg gcttctgag cggccgcagc ggtgtttttc ttgggtggtc 17220
tggcttgagc cgcagctatt gggaaatctc catcttcgtg aacacgtaat cagccagggc 17280
gcgaacctct ttgatgcct tgcgcgcggc cgttttcttg atcttccaga ccggcacacc 17340
ggatgcgagg gcatcgccga tgcgtcgcg caggccaacg gtggccggaa tcatcatctt 17400
ggggtacgcg gccagcagct cggttggtg gcgcgcgtgg cgcggattcc gcgcacgac 17460
cttgctgggc accatgcca ggaattgcag cttggcgctt ttctggcgca cgttcgcaat 17520
ggctgtgacc atcttcttga tgccctggat gctgtacgcc tcaagctcga tgggggacag 17580
cacatagtcg gccgcgaaga gggcgccgc caggccgacg ccaagggctg gggccgtgtc 17640
gatcaggcac acgtcgaagc cttggttcgc caggcccttg atgttcgccc cgaacagctc 17700
gcgggcgtcg tccagcgaca gccgttcggc gttcgcagc accgggttgg actcogatgag 17760
ggcgaggcgc gcggcctggc cgtcgccggc tgggggtgcg gtttcggtcc agccgcggc 17820
agggacagcg ccgaacagct tgcttgcatg caggccggta gcaaagctct tgagcgtgta 17880
ggagcattg ccttgggggt ccaggtcgat cacggcaacc cgcaagcgc gctcgaaaaa 17940
gtcgaaggca agatgcacaa gggcgaagt cttgccgacg ccgcctttct ggttggccgt 18000
gaccaaagtt ttcactggtt ggttctctgt ttttcttg cgtecgcttc ccacttcgg 18060
acgatgtacg cctgatgttc cggcagaacc gccgttacc cgcgtaacc ctcgggcaag 18120
ttctgtcct cgaacggcgc ccacaocgca tgcaccgctt gcgacactgc gccctggtc 18180
agtcccagcg acgttgcgaa cgtcgccgtt ggcttccat cgactaagac gcccccgcgt 18240
atctcgatgg tctgtgccc cacttcagc cctgggatcg cctcctggaa ctggctttcg 18300
gtaagccggt tcttcatgga taacaacct aatttgcctc gcgccttgg tgaacatagc 18360
ggtgacagcc gccagcacat gagagaagtt tagctaaaca tttctcgac gtcacacct 18420
ttagccgcta aaactcgtcc ttggcgtaac aaaacaaaag cccggaaacc gggctttcgt 18480
ctcttgccgc ttatggctct gcaccggct ccatcaccia caggtcgcgc acgogcttca 18540

-continued

ctcgggtgcg gatcgacact gccagcccaa caaagccggt tgccgcccgc gccaggatcg 18600
cgccgatgat gccggccaca ccggccatcg cccaccaggt cgccgccttc cggttccatt 18660
cctgctggta ctgcttcgca atgctggacc tcggctcacc ataggctgac cgctcgatgg 18720
cgtatgccgc ttctcccctt ggcgtaaaac ccagcgccgc aggcggcatt gccatgctgc 18780
cccgcgcttt cccgaccacg acgcgcgcac caggcttgcg gtcacagcct tcggccacgg 18840
cgagctgcgc aaggacataa tcagccgccc acttggtcc acgcgccctg atcagctctt 18900
gcactcgcgc gaaatccttg gcctccacgg ccgccatgaa tcgcgcacgc ggcgaaggct 18960
cccgagggcc ggcgtcgtga tcgcccgcga gaatgccctt caccaagttc gacgacacga 19020
aaatcatgct gacggctatc accatcatgc agacggatcg cacgaacccg ctgaattgaa 19080
cacgagcacg gcaccgcga cactatgcc aagaatgcc aaggtaaaaa ttgccggccc 19140
cgccatgaag tccgtgaatg ccccgacggc cgaagtgaag ggcaggccgc caccagggc 19200
gccgcctca ctgcccggca cctggtcgct gaatgtcgat gccagcact gcggcacgtc 19260
aatgcttcgc ggcgtcgcgc tcgggctgat cgcccatccc gttactgccc cgatcccggc 19320
aatggcaagg actgccagcg ctgccathtt tggggtgagg ccgttcgccc cggaggggcg 19380
cagccccctg ggggatggga ggcccgcgtt agcgggcccg gagggttcga gaaggggggg 19440
cacccccctt cggcgtcgcgc ggtcacgcgc acagggcgca gccctggtta aaaaacaggt 19500
ttataaatat tggtttaaaa gcaggttaaa agacaggtta gcggtggccc aaaaacgggc 19560
ggaaaccctt gaaatgctg gatthttctg ctgtggacag cccctcaaat gtcaataggt 19620
gcgcccctca tctgtcagca ctctgccct caagtgtcaa ggatcgcgc cctcatctgt 19680
cagtagtgcg gccctcaag tgtcaatacc gcagggcact tatccccagg cttgtccaca 19740
tcatctgtgg gaaactcgcg taaaatcagg cgttttcgcc gatttgcgag gctggccagc 19800
tccacgtcgc cggccgaaat cgagcctgcc cctcatctgt caacgcccgc cgggtgagc 19860
cggcccctca agtgtaacg tccgcccctc atctgtcagt gagggccaag tttccgcga 19920
ggatccaca acgcccggcg ccgcggtgtc tcgcacacgg cttcgacggc gtttctggcg 19980
cgtttgcagg gccatagacg gccgcccagc cagcggcgag ggcaaccagc cgggtgagc 20040
tcggaaaggc gctggaagcc ccgtagcgc gcggagaggg gcgagacaag ccaagggcgc 20100
aggctcgatg cgcagcacga catagccggt tctcgcaagg acgagaattt cctgcccgtg 20160
cccctcaagt gtcaatgaaa gtttccaacg cgagccattc gcgagagcct tgagtccacg 20220
ctagatgaga gctttgttgt aggtggacca gttggtgatt tgaactttt gctttgccac 20280
ggaaacggtc gcggtgctcg gaagatgctg gatctgatcc tcaactcag caaaagtctg 20340
atthattcaa caaagccacg ttgtgtctca aaatctctga tgttacattg cacaagataa 20400
aaatataatca tcatgaacaa taaaactgtc tgcttacata aacagtaata caaggggtgt 20460
tatgagccat attcaacggg aaacgtcttg ctcgactcta gagctcgttc ctgaggcct 20520
cgaggcctcg aggaacggta cctgcccggg agcttacaat aatgtgtgtt gtttaagtctt 20580
ggtgctgctc atcgtctgac tgactttcgt cataaatccc gccctccgta acccagcttt 20640
gggcaagctc acggatttga tccggcggaa cgggaatata gagatgccgg gctgaacgct 20700
gcagttccag ctttcccctt cgggacaggt actccagctg attgattatc tgetgaaggg 20760
tcttggttcc acctcctggc acaatgcgaa tgattacttg agcgcgatcg ggcaccaat 20820

-continued

tttctcccgt caggtgctg gtcaagtgt acaaggcacc tttcagtaac gagcgaccgt 20880
cgatccgtcg cgggatacg gacaaaatgg agcgcagtag tccatcgagg gcggcgaaaag 20940
cctcgccaaa agcaatacgt tcatctcgca cagcctccag atccgatcga gggctctcgg 21000
cgtaggcaga tagaagcatg gatacattgc ttgagagtat tccgatggac tgaagtatgg 21060
cttccatctt ttctcgtgtg tctgcatcta tttcgagaaa gcccccgatg cggcgccaccg 21120
caacgcgaat tgccatacta tccgaaagtc ccagcaggcg cgcttgatag gaaaaggttt 21180
catactcggc cgatcgaga cgggcactca cgacctgaa cccttcaact ttcagggatc 21240
gatgctggtt gatggtagtc tcaactcgac tggctctggt gtgttttgac atagcttctt 21300
ccaaagaaag cggaaggtct ggatactcca gcacgaaatg tgcccgggta gacggatgga 21360
agtctagccc tgctcaatat gaaatcaaca gtacatttac agtcaatact gaatatactt 21420
gctacatttg caattgtctt ataacgaatg tgaataaaaa atagtgtaac aacgctttta 21480
ctcatcgata atcacaaaa catttatacg aacaaaaata caaatgcact cgggtttcac 21540
aggataggcg ggatcagaat atgcaacttt tgacgttttg ttctttcaaa ggggggtgctg 21600
gcaaaaccac cgcaactcat ggcctttgcy ctgctttggc aaatgacggt aaacgagtgg 21660
ccctcttga tgccgacgaa aaccggcctc tgacgcgatg gagagaaaac gccttcaaaa 21720
gcagtactgg gatcctcgct gtgaagtcta ttccgcccac gaaatgcccc ttcttgaagc 21780
agcctatgaa aatgccgagc tcgaaggatt tgattatgcy ttggccgata cgcgtggcgg 21840
ctcgagcgag ctcaacaaca caatcatcgc tagctcaaac ctgcttctga tccccaccat 21900
gctaaccgce ctcgacatcg atgaggcact atctacctac cgctacgtca tcgagctgct 21960
gttgagttaa aatttgcaa ttcctacagc tgttttgcgc caacgcgtcc cggtcggccg 22020
attgacaaca tcgcaacgca ggatgtcaga gacgctagag agccttccag ttgtaccgtc 22080
tcccattgat gaaagagatg ctttggccgc gatgaaagaa cgcggcatgt tgcatttac 22140
attactaaac acgggaactg atccgacgat gcgcctcata gagaggaatc ttcggattgc 22200
gatggaggaa gtcgtggtca tttcgaaact gatcagcaa atcttgagg cttgaagatg 22260
gcaattcgca agccccatt gtcggtcggc gaagcacggc ggcttctggt tgcctgaccc 22320
gagatccacc atccccacc gaccttgtt cccagaagc tggacctcca gcaattgcct 22380
gaaaaagccg acgagaaaga ccagcaactg gagcctctcg tcgccgatca catttacagt 22440
cccgatcgac aacttaagct aactgtgat gcccttagtc cacctccgtc cccgaaaaag 22500
ctccaggttt ttctttcagc gcgacgccc gcgcctcaag tgcgaaaac atatgacaac 22560
ctcgttcggc aatacagtcc ctogaagtgc ctacaaatga ttttaaggcg cgcgttgac 22620
gatttcgaaa gcatgctggc agatggatca tttcgctgg ccccgaaaag ttatccgatc 22680
ccttcaacta cagaaaaatc cgttctcgtt cagacctcac gcattgtccc ggttgcgttg 22740
ctcgaggtcg ctogaagtca ttttgatccg ttggggttgg agaccgctcg agctttcggc 22800
cacaagctgg ctaccgccc gctcgcgtca ttctttgctg gagagaagcc atcgagcaat 22860
tggtgaagag ggacctatcg gaacctca ccaaatattg agttaggtt tgaggccgct 22920
ggccgctcc tcagtcacct tttgaccag ataattaaga gccaaatgca attggctcag 22980
gctgccatcg tcccccgctg cgaaaactgc acgtccgctg caaagaaata accggcacct 23040
cttctgcttt ttatcagttg agggcttgac ggatccgct caagtctgcy gcgcagccgc 23100

-continued

aaaatgagaa catctatact cctgtcgtaa acctcctcgt cgcgtactcg actggcaatg 23160
agaagtgtct cgcgcgatag aacgtcgcgg ggtttctcta aaaacgcgag gagaagattg 23220
aactcacctg ccgtaagttt cacctcaccg ccagcttcgg acatcaagcg acgttgctctg 23280
agattaagtg tccagtcagt aaaacaaaa gaccgtcggg ctttgagcgg gacaacgctg 23340
ggcgccacgc gcaagccaac ccgaatgcgt gcaagaaact ctctcgtact aaacggctta 23400
gcgataaaat cacttgctcc tagctcgagt gcaacaactt tatccgtctc ctcaaggcgg 23460
tcgccactga taattatgat tggaatatca gactttgccc ccagatttcg aacgatctca 23520
agcccatctt cacgacctaa atttagatca acaaccacga catcgaccgt cgcggaagag 23580
agtactctag tgaactgggt gctgtcggct accgcggcca ctttgaaggc gtggatcgta 23640
aggatttcga taataagatg ccgcatagcg acatcgctcat cgataagaag aacgtgtttc 23700
aacggctcac ctttcaatct aaaatctgaa cccttggtca cagcgcctga gaaattttca 23760
cgtgaaggat gtacaatcat ctccagctaa atgggcagtt cgtcagaatt gcggctgacc 23820
gcggatgacg aaaatcggaa ccaagtattt caattttatg acaaaagttc tcaatcgctg 23880
ttacaagtga aacgcttcga ggttacagct actattgatt aaggagatcg cctatggtct 23940
cgccccggcg tcgtgcgtcc gccgcgagcc agatctcgcc tacttcataa acgtcctcat 24000
aggcacggaa tggaatgatg acatcgatcg ccgtagagag catgtcaatc agtgtgcgat 24060
cttccaagct agcaccttg gcgctacttt tgacaagggg aaacagtttc ttgaatcctt 24120
ggattggatt cgcgcctgtt attgttgaat tcgatcccgg atgtcccag acgacttcac 24180
tcagataaag ccatgctgca tcgtcgcgca tctcgccaag caatatccgg tccggccgca 24240
tacgcagact tgcttgagc aagtgctcgg cgctcacagc acccagccca gcaccgttct 24300
tgagtagag tagtctaaca tgattatcgt gtggaatgac gagttcgagc gtatcttcta 24360
tggtgattag ctttctctgg ggggggatgg cgctgatcaa ggtcttctc attggtgtct 24420
tgccgcttcc ggtagggcca catagcaaca tcgtcagtcg gctgacgagc catgctgca 24480
gaaacgcttc caaatcccc ttgtcaaaat gctgaaggat agcttcatca tctgatttt 24540
ggcgtttctc tcgtgtctgc cactggttcc acctcgaagc atcataacgg gaggagactt 24600
ctttaagacc agaaacacgc gagcttggcc gtcgaatggt caagctgagc gtgcccagg 24660
gaaacgctcg cgcgagacag atttgtatgc gttcaccacc aggaagtca gtggcgcaga 24720
gggggttacg tggtcggaca tctgtcttcc tcagcgcgcc cgctaaaata gcgatatctt 24780
caagatcatc ataagagacg ggcaaaaggca tcttggtaaa aatgccggtc tggcgcacaa 24840
atgctctccc aggtcgattg atcgcaattt cttcagctct cgggtcatcg agccattcca 24900
aaatcggtct cagaagaaag cgtagttgag gatccaactc cattacaat gtatcctatc 24960
tctaagcggg aatttgaatt cattaagagc ggcggttcct cccccgctg gcgcccag 25020
tcaggcggag ctggtaaaaca ccaaagaaat cgaggtcccg tgctacgaaa atggaaacgg 25080
tgtcaccctg attcttcttc agggttggcg gtatgttgat ggttgctta agggctgtct 25140
cagttgtctg ctccaccgta ttttgaagc tgttgaaget catcccgcca cccgagctgc 25200
cggcgtaggt gctagctgcc tggaaggcgc cttgaacaac actcaagagc atagctccgc 25260
taaaacgctg ccagaagtgg ctgtcgacgg agcccggcaa tctgagcga ccgagttcgt 25320
ccgcgcttgg cgatgttaac gagatcatcg catggtcagg tgtctcggcg cgatcccaca 25380

-continued

acacaaaaac gcgcccctct ccctgttgca agccacgctg tatttcgcca acaacggtgg 25440
tgccacgacg aagaagcagc atattgttcg ttgttccacg aatatcctga ggcaagacac 25500
actttacata gcctgcaaaa tttgtgtcga ttgcgggttg caagatgcac ggaattattg 25560
tcccttgctg taccataaaa tcgggggtgcg gcaagagcgt ggcgctgctg ggctgcagct 25620
cgggtgggtt catacgtatc gacaaaatcgt tctcgcggga cacttcgcca ttcggcaagg 25680
agttgtcgtc acgcttgctt tcttgtcttc ggcccgtgct gccctgaatg gcgctgttgc 25740
tgaccctctg atcgcgcgct ctatatgcaa aaatcggtgt ttcttccggc cgtggctcat 25800
gccgctccgg ttcgcccctc ggccgtagag gagcagcagg ctgaacagcc tcttgaaccg 25860
ctggaggatc cggcggcacc tcaatcggag ctggatgaaa tggcttggtg tttgttgca 25920
tcaaagttga cggcgatcgc ttctcattca ccttcttttg gcgccacct agccaaatga 25980
ggcttaatga taacgcgaga acgacacctc cgacgatcaa tttctgagac cccgaaagac 26040
gccggcgatg tttgtcggag accagggatc cagatgcctc aacctcatgt gccgcttgc 26100
gactatcgtt attcatccct tcgccccctt caggacgctt ttcacatcgg gctcaccgt 26160
gcccttttgc ggcttttggc caacgggatc gtaagcggtg ttcagatac atagtactgt 26220
gtggccatcc ctacagcgc aacctcggga aaccgaagaa atctcgcacat cgctcccttt 26280
aactgaatag ttggcaacag ctctccttgc atcaggattg atggtgtaga tggagggtat 26340
gcgtacattg cccggaagt ggaataccgt cgtaaatcca ttgtcgaaga cttcgagtgg 26400
caacagcgaa cgatcgctt gggcgacgta gtgccaatta ctgtccgccc caccaagggc 26460
tgtgacagge tgatccaata aattctcagc tttccgttga tattgtgctt ccgctgtag 26520
tctgtccaca acagccttct gttgtgcctc ccttcgccga gccgcccgat cgtcggcggg 26580
gtaggcgaat tggacgctgt aatagagatc gggctgctct ttatcgaggt gggacagagt 26640
cttggaaact atactgaaaa cataacggcg catcccggag tcgcttgcgg ttagcacgat 26700
tactggctga ggcgtgagga cctggcttgc cttgaaaaat agataatttc cccgcggtag 26760
ggctgctaga tctttgctat ttgaaacggc aaccgctgct accgtttcgt tcgtggcgaa 26820
tgttacgacc aaagttagct caaccgctt cgagagggcg accacttgat cgggattgta 26880
agccaaataa cgcatcgcg gatctagctt gcccgccatt ggagtgtctt cagcctccgc 26940
accagtcgca gcggcaata aacatgctaa aatgaaaagt gcttttctga tcatggttcg 27000
ctgtggccta cgtttgaaac ggtatcttcc gatgtctgat aggaggtgac aaccagacct 27060
gccgggttgg ttagtctcaa tctgcggggc aagctggtca ccttttctga gcgaaactgtc 27120
gcggtccacg tactcaccac aggcattttg ccgtcaacga cgagggtcct tttatagcga 27180
atgtgctgct gctttggagt tacatcattt gaagcgatgt gctcgacctc caccctgccc 27240
cgtttgcaaa gaatgacttg aggcgaactg ggattgggat agttgaagaa ttgctggtaa 27300
tcctggcgca ctggtggggc actgaagtcc gataccaggt cgtaggcgta ctgagcggty 27360
tcggcatcat aactctcgcg caggcgaaag tactcccaca atgaggcgtt aacgacggcc 27420
tcctcttgag ttgcaggcaa tcgcgagaca gacacctcgc tgtcaacggt gccgtccggc 27480
cgatccata gatatacggg cacaagcctg ctcaacggca ccattgtggc tatagcgaac 27540
gcttgagcaa catttcccaa aatcgcgata gctgcgacag ctgcaatgag tttggagaga 27600
cgctcgcgcc atttcgctcg cgcggtttga aaggcttcta cttccttata gtgctcggca 27660

-continued

aggctttcgc gcgccactag catggcatat tcaggccccg tcatagcgtc caccccaatt 27720
gccgagctga agatctgacg gagtaggctg ccatcgcccc acattcagcg ggaagatcgg 27780
gcctttgcag ctcgctaagt tgcgtttgt ctggcagccg ctcaaagcga caactaggca 27840
cagcaggcaa tacttcatag aattctccat tgaggcgaat ttttgcgca cctagcctcg 27900
ctcaacctga gcgaagcgac ggtacaagct gctggcagat tgggttgccg cgctccagta 27960
actgcctcca atggtgccgg cgatcgccgg caaagcgaca atgagcgcac ccctgtcag 28020
aaaaaacata tcgagttcgt aaagaccaat gatcttgccc gcggtcgtac cggcgaaggt 28080
gattacacca agcataaggg tgagcgcagt cgcttcggtt aggatgacga tcggtgccac 28140
gaggtttaag aggagaagca agagaccgta ggtgataagt tgcccgatcc acttagctgc 28200
gatgtcccgc gtgcgatcaa aatatatcc gacgaggatc agaggcccga tcgcgagaag 28260
cactttcgtg agaattcaa cggcgtcgtg aactccgaag gcagaccaga gcgtgccgta 28320
aaggacccac tgtgccctt ggaaagcaag gatgtcctgg tcgttcacgc gaccgatttc 28380
ggatgcgatt ttctgaaaaa cggcctgggt cacggcgaac attgtatcca actgtgccgg 28440
aacagctcgc agaggcaagc cggttacact aaactgctga acaaagtttg ggaccgtctt 28500
ttcgaagatg gaaaccacat agtcttggtg gttagcctgc ccaacaatta gagcaacaac 28560
gatggtgacc gtgatcacc gagtgatacc gctacgggta tcgacttcgc cgcgatgac 28620
taaaatacc tgaacaataa tccaaagagt gacacaggcg atcaatggcg cactcaccgc 28680
ctcctggata gtctcaagca tcgagtccaa gcctgtcgtg aaggctacat cgaagatcgt 28740
atgaatggcc gtaaaccggcg ccggaatcgt gaaattcatc gattggacct gaacttgact 28800
ggtttgctgc ataattgttg ataaaatgag ctgcattcgc gcgaggatgc gggcggatga 28860
acaaatcgcc cagccttagg ggagggcacc aaagatgaca gcggtctttt gatgctcctt 28920
gcgttgagcg gccgcctctt ccgcctcgtg aaggccggcc tgcgcgtag tcatcgtaa 28980
taggcttgtc gcctgtacat tttgaatcat tgcgtcatgg atctgcttga gaagcaaac 29040
attggtcacg gttgcctgca tgatattgcy agatcgggaa agctgagcag acgtatcagc 29100
attgcgcgtc aagcgtttgt ccatcgtttc cagattgtca gccgcaatgc cagcgtggt 29160
tgcggaaccg gtgatctgcy atcgcaacag gtccgcttca gcactactac ccacgactgc 29220
acgatctgta tcgctggtga tcgcacgtgc cgtggtcgac attggcattc gcggcgaaaa 29280
catttcattg tctaggtcct tcgctgaagg atactgattt ttctggttga gcgaagtcag 29340
tagtccagta acgccgtagg ccgacgtcaa catcgtaacc atcgctatag tctgagtgag 29400
attctccgca gtcgcgagcg cagtcgcgag cgtctcagcc tccgttgccg ggtcgctaac 29460
aacaaaactgc gccgcgcggg gctgaatata tagaaagctg caggtcaaaa ctggtgcaat 29520
aagttagcgc gtcttcacgc tttctacct tatcaatctt ctgcctcgtg gtgacgggcc 29580
atgaattcgc tgagccagcc agatgagttg ccttcttgty cctcgcgtag tcgagttgca 29640
aagcgcaccg tgttggcacg ccccgaagc acggcgacat attcaccgat atcccgcaga 29700
tcaaattcgc agatgacgct tccactttct cgtttaagaa gaaacttacg gctgccgacc 29760
gtcatgtctt cacggatcgc ctgaaattcc ttttcggtac atttcagtcc atcgacataa 29820
gccgatcgat ctgcggttggt tgatggatag aaaatcttgc tcatacattg cgcaaccaag 29880
ctggctccta gcggcgatc cagaacatgc tctggttgcg gcgttgccag tattagcatc 29940

-continued

ccgttgtttt ttcgaaacgt caggaggaat ttgtcgacga cagtcgaaaa tttagggttt 30000
aacaaatagc cgcgaaactc atcgcagctc atcacaaaaa ggcggccgtc gatcatggct 30060
ccaatccgat gcaggagata tgctgcagcg ggagcgcata cttcctcgta ttcgagaaga 30120
tgcgatcatgt cgaagccggt aatcgacgga tctaacttta cttcgtaaac ttcgccgtca 30180
aatgcccagc caagcgcgat gccccggcac cagcgttggg gccgcgctcc tgcgccttcg 30240
gcgggcccat gcaacaaaaa ttcacgtaac cccgcgattg aacgcatttg tggatcaaac 30300
gagagctgac gatggatacc acggaccaga cggcggttct cttccggaga aatcccaccc 30360
cgaccatcac tctcgatgag agccacgac caticgcgca gaaaaatcgtg tgaggctgct 30420
gtgttttcta ggccacgcaa cggcgccaac ccgctgggtg tgctctgtg aagtgcmeta 30480
tatgttcctc ctgtggcgcg aaccagcaat tcgccacccc ggtccttctc aaagaacacg 30540
accgtacctg cacggctcag catgctctgt tcgagcatgg ctagaacaaa catcatgagc 30600
gtcgtcttac cctcccgat agggccgaat attgccgtca tgccaacatc gtgctcatgc 30660
gggatatagt cgaaggcgct tccgccattg gtacgaaatc gggcaatcgc gttgccccag 30720
tggcctgagc tggcgccctc tggaaagttt tcgaaagaga caaacctcgc gaaattgcgt 30780
gaagtgattg cgcacgggcg tgtgcgccac ttaaaattcc ccggcaattg ggaccaatag 30840
gcccgttcca taccaatacc ttcttggaac accacggcac ctgcatccgc cattcgtgtc 30900
cgagcccgcg cgcctcgtc cccaagacta ttgagatcgt ctgcatagac gcaaaggctc 30960
aaatgatgtg agcccataac gaattcgtg ctcgcaagtg cgtcctcagc ctcggataat 31020
ttgccgattt gatcaccgca tttatcgcg gaactcagca tctggctcga tttgaggtca 31080
agtttcgcgt gcgcttgcg gcgagtcagg aacgaaaaac tctgcgtgag aacaagtgga 31140
aaatcgaggg atagcagcgc gttgagcatg cccggccgtg ttttgcagg gtattcgcga 31200
aacgaataga tggatccaac gtaactgtct tttggcgttc tgatctcgag tctcgttctg 31260
ccgcaaatga ctctgtcgtg ataaatcga gcgcccagtg agccgctgac gaccggaacc 31320
ggtgtgaacc gaccagtcac gatcaaccgt agcgtctcgc caatttcggt gaagagcaca 31380
cctgcttctc cgcggatgcc aagacgatgc agccatacgt ctttaagaga gccagcgaca 31440
acatgccaaa gatcttccat gttctgatc tggcccgtga gatcgttttc cctttttccg 31500
cttagcttgg tgaacctcct ctttaccttc cctaaagccg cctgtgggta gacaatcaac 31560
gtaaggaagt gttcattgcg gaggagttgg ccggagagca cgcgctgttc aaaagcttcg 31620
ttcaggctag cggcgaaaaa actacggaag tgtcgcggcg ccgatgatgg cacgtcggca 31680
tgacgtacga ggtgagcata tattgacaca tgatcatcag cgatattgcg caacagcgtg 31740
ttgaacgcac gacaacgcgc attgcgcatc tcagtttctc caagctcga tgcacgcca 31800
tcaattctcg caatggtcat gatcgatccg tcttcaagaa ggacgatatg gtcgctgagg 31860
tggccaatat aaggagata gatctcaccg gatcttctcg tcgttccact cgcgcccagc 31920
atcacacccat tctctccct cgtgggggaa ccttaattgg atttgggcta acagtagcgc 31980
cccccaaac tgcactatca atgcttcttc ccgcggtccg caaaaatagc aggacgacgc 32040
tcgcccatt gtagtctcgc tccacgatga gccgggctgc aaaccataac ggcacgagaa 32100
cgacttcgta gagcgggttc tgaacgataa cgatgacaaa gccggcgaac atcatgaata 32160
accctgcaaa tgtcagtgcc accccaagaa acaatgcggg ccgtgtggct gcgaggtaaa 32220

-continued

gggtcgattc ttccaaacga tcagccatca actaccgcca gtgagcgttt ggccgaggaa 32280
gctcgcccca aacatgataa caatgccgcc gacgacgccg gcaaccagcc caagcgaagc 32340
ccgcccgaac atccaggaga tcccgatagc gacaatgccg agaacagcga gtgactggcc 32400
gaacggacca aggataaacg tgcataatatt gttaaccatt gtggcgggggt cagtgccgcc 32460
acccgcagat tgcgtcgccg cgggtccgga tgaggaaatg ctccatgcaa ttgcaccgca 32520
caagcttggg gcgcagctcg atatcacgcg catcatcgca ttcgagagcg agaggcgatt 32580
tagatgtaaa cggtatctct caaagcatcg catcaatcg cacctcctta gtataagtgc 32640
aataagactt gattgtcgtc tgcggatttg ccgttgcctt ggtgtggcgg tggcggagcg 32700
attaaccgc cagcgcctac ctctgcgag cggcgctgat atgacccca aacatccac 32760
gtctcttcgg attttagcgc ctctgatcgc tcttttgag gctcgattaa cgcgggcacc 32820
agcgattgag cagctgttcc aacttttcgc acgtagccgt ttgcaaaacc gccgatgaaa 32880
ttaccggtgt tgtaagcggg gatcgccga cgaagcgcaa attgcttctc gtcaatcgtt 32940
tcgcccctg cataacgact tttcagcatg tttgcagcgg cagataatga tgtgcacgcc 33000
tggagcgcac cgtcaggtgt cagaccgagc atagaaaaat ttcgagagtt tatttgcag 33060
aggccaacat ccagcgaatg ccgtgcatcg agacgggtcc tgacgacttg ggttgcttgg 33120
ctgtgatctt gccagtgaa gctttcgcgc gtcgtggtgt catgaatcgc taaaggatca 33180
aagcgactct ccaccttagc tatcgccga agcgtagatg tcgcaactga tggggcacac 33240
ttcgagcaa catggtcaaa ctcagcagat gagagtggcg tggcaaggct cgacgaacag 33300
aaggagacca tcaagcgaag agaaagcgac ccgatctct taagcatacc ttatctcctt 33360
agctcgcaac taacaccgcc tctccggtg gaagaagtgc gttgttttat gttgaagatt 33420
atcgggaggg tcggttactc gaaaatttcc aattgcttct ttatgatttc aattgaagcg 33480
agaaacctcg ccggcgctct tggaaacgca catggaccga gaaccgcgca tccatgacta 33540
agcaaccgga tcgacctatt caggccgcag ttggtcaggt caggctcaga acgaaaatgc 33600
tcggcgaggt tacgctgtct gtaaaccat tcgatgaacg ggaagcttcc ttcgattgc 33660
tcttgccagg aatattggcc catgcctgct tgcgcttgc aatgctctt atcgcttgg 33720
tatcatatgc cttgtccgcc agcagaaaac cactctaagc gattatttgc aaaaatggtt 33780
cggtcgatgc gcggtcattg gcttgaccgc ctgtcagcgc aagacggatc ggtcaaccgt 33840
cggcatcgac aacagcgtga atcttggtgg tcaaaccgcc acgggaacgt ccatacagc 33900
catcgtcttg atccccgtgt tccccgtcgc cgcagtgttg tggacgcgga cacaggaact 33960
gtcaatcatg acgacattct atcgaaagcc ttggaatca cactcagaat atgatcccag 34020
acgtctgcct cagcgcctcg tacaagcga ttgtagcagg ttgtacagga accgtatcga 34080
tcaggaacgt ctgccaggg cgggcccgtc cggaaagcgc acaagatgac attgatcacc 34140
cgcgtcaacg cgcggcacgc gacgcggctt atttgggaac aaaggactga acaacagtcc 34200
attogaate ggtgacatca aagcggggac gggttatcag tggcctcaa gteaagctc 34260
aatgaatcaa aatcagaccg atttgcaaac ctgatttatg agtgtgcggc ctaaatgatg 34320
aaatcgtcct tctagatcgc ctccgtggtg tagcaacacc tcgcagatc gccgtgctga 34380
ccttgccag ggaattgact ggcaagggtg ctttcacatg accgctcttt tggcccgat 34440
agatgatttc gttgctgctt tgggcacgta gaaggagaga agtcatatcg gagaaattcc 34500

-continued

tcttgccgag agagcctgct ctatcgcgac ggcacccac tgtcgggaac agaccggatc 34560
attcacgagg cgaaagtctg caacacatgc gttataggca tcttcccttg aaggatgatc 34620
ttgttgctgc caatctggag gtgcccagc cgcaggcaga tgcgatctca gcgcaacttg 34680
cggcaaaaca tctcactcac ctgaaaacca ctacgcgagtc tccgcatcag acgaaggcct 34740
tttacttaac gacacaatat ccgatgtctg catcacaggc gtcgctatcc cagtcaatac 34800
taaagcggtg caggaactaa agattactga tgacttaggc gtgccacgag gcctgagacg 34860
acgcgcgtag acagtttttt gaaatcatta tcaaagtgat ggctccgct gaagcctatc 34920
acctctgcgc cggctctctg gagagatggg caagcattat tacggtcttc gcgcccgtac 34980
atgcatgga cgattgcagg gtcaatggat ctgagatcat ccagaggatt gccgccctta 35040
ccttccggtt cgagttggag ccagccccta aatgagacga catagtcgac ttgatgtgac 35100
aatgccaaaga gagagatttg cttaaccga tttttttgct caagcgttaag cctattgaag 35160
cttgccggca tgacgtccgc gccgaaagaa tatcctacaa gtaaacatt ctgcacaccg 35220
aaatgcttgg ttagacatc gattatgtga ccaagatcct tagcagtttc gcttggggac 35280
cgctccgacc agaaataccg aagtgaactg acgccaatga caggaatccc ttcgctctgc 35340
agataggtac catcgataga tctgctgcct cgcgcgttcc ggtgatgacg gtgaaaacct 35400
ctgacacatg cagctcccgg agacggctac agcttgtctg taagcggatg ccgggagcag 35460
acaagcccg cagggcgcgt cagcgggtgt tggcgggtgt cggggcgcag ccatgacca 35520
gtcacgtagc gatagcggag tgtatactgg cttaactatg cggcatcaga gcagattgta 35580
ctgagagtgc accatatgcg gtgtgaaata ccgcacagat gcgtaaggag aaaataccgc 35640
atcagcgcct cttccgcttc ctgcctcact gactcgtctg gctcggctctg tccgctgcgg 35700
cgagcggtat cagctcactc aaaggcggta atacggttat ccacagaatc aggggataac 35760
gcaggaaaga acatgtgagc aaaaggccag caaaaggcca ggaaccgtaa aaaggccgcg 35820
ttgtggcgt ttttccatag gctccgcccc cctgacgagc atcacaaaaa tgcagctca 35880
agtcagaggt ggcaaaacct gacaggacta taaagatacc aggcgttctc ccctggaagc 35940
tcctcgtgc gctctctgt tccgaccctg ccgcttaccg gatacctgct cgcctttctc 36000
ccttcgggaa gcgtggcgt tctctatagc tcacgctgta ggtatctcag ttcggtgtag 36060
gtcgttcgct ccaagctggg ctgtgtgcac gaacccccg ttcagcccga ccgctgcgcc 36120
ttatccggta actatcgtct tgagtccaac ccggttaagac acgacttacc gccactggca 36180
gcagccactg gtaacaggat tagcagagcg aggtatgtag ccggtgctac agagttcttg 36240
aagtgggtgc ctaactacgg ctacactaga aggacagtat ttggtatctg cgtctctctg 36300
aagccagtta ccttcggaaa aagagttggt agctcttgat ccggcaaaaca aaccaccgct 36360
ggtagcgggt gtttttttgg ttgcaagcag cagattacgc gcagaaaaaa aggatctcaa 36420
gaagatcctt tgatcttttc tacggggtct gacgctcagt ggaacgaaaa ctacggttaa 36480
gggattttgg tcatgagatt atcaaaaagg atcttcaact agatcctttt aaattaaaaa 36540
tgaagtttta aatcaatcta aagtatatat gagtaaaact ggtctgacag ttaaccaatgc 36600
ttaatcagtg aggcacctat ctacagcagc tgtctatttc gttcatccat agttgcctga 36660
ctcccgtcgc ttagataaac tacgatacgg gagggcttac catctggccc cagtgtgca 36720
atgataccgc gagaccacg ctacccgct ccagatttat cagcaataaa ccagccagcc 36780

-continued

ggaagggcgc agcgcagaag tggctcctgca actttatccg cctccatcca gtctattaat 36840
tgttgccggg aagctagagt aagtagttcg ccagttaata gtttgcgcaa cgttggtgce 36900
attgctgcag gggggggggg ggggggggac ttccattggt cattccacgg acaaaaacag 36960
agaaaggaaa cgacagaggc caaaaagcct cgctttcagc acctgtcggt tcctttcttt 37020
tcagagggta ttttaataa aacattaag ttatgacgaa gaagaacgga aacgccttaa 37080
accgaaaaat tttcataaat agcgaaaacc cgcgaggtcg ccgccccgta acctgtcggg 37140
tcaccggaaa ggaccgtaa agtgataatg attatcatct acatatcaca acgtgcgtgg 37200
aggccatcaa accacgtcaa ataatcaatt atgacgcagg tatcgtatta attgatctgc 37260
atcaacttaa cgtaaaaaca acttcagaca atacaaatca gcgacactga atacggggca 37320
acctcatgtc cccccccccc cccccctgc aggcatcgtg gtgtcacgct cgtcgtttgg 37380
tatggcttca ttcagctccg gttcccaacy atcaaggcga gttacatgat ccccatggt 37440
gtgcaaaaaa gcggttagct ccttcgggtcc tccgatcgtt gtcagaagta agttggccgc 37500
agtgttatca ctcatggta tggcagcact gcataattct cttactgtca tgccatccgt 37560
aagatgcttt tctgtgactg gtgagtactc aaccaagtca ttctgagaat agtgtatgcg 37620
gcgaccgagt tgctcttgcc cggcgtcaac acgggataat accgcgccac atagcagaac 37680
tttaaaagtg ctcatcattg gaaaacgttc ttcggggcga aaactctcaa ggatcttacc 37740
gctgttgaga tccagttcga tgtaaccac tcgtgcaccc aactgatctt cagcatcttt 37800
tactttcacc agcgtttctg ggtgagcaaa aacaggaagg caaaatgccg caaaaaggg 37860
aataagggcg acacggaaat gttgaatact catactcttc ctttttcaat attattgaag 37920
catttatcag ggttatgtc tcatgagcgg atacatattt gaatgtattt agaaaaataa 37980
acaaataggg gttccgcgca catttccccg aaaagtgcc a cctgacgtct aagaaacat 38040
tattatcatg acattaacct ataaaaatag gcgtatcacg aggccctttc gtcttcaaga 38100
attggtcgac gatcttgctg cgttcggata ttttcgtgga gttcccgcca cagaccgga 38160
ttgaaggcga gatccagcaa ctccgcgccag atcatcctgt gacggaactt tggcgcgtga 38220
tgactggcca ggacgtcggc cgaaagagcg acaagcagat cacgcttttc gacagcgtcg 38280
gatttgcatg cgaggatttt tcggcgtgc gctacgtccg cgaccgcgtt gagggatcaa 38340
gccacagcag cccactcgac cttctagccg acccagacga gccaaaggat ctttttgaa 38400
tgctgctccg tcgtcaggct ttccgacgtt tgggtggttg aacagaagtc attatcgtac 38460
ggaatgcaa gcactcccg ggggaaccct gtggttgga tgcacataca aatggacgaa 38520
cggataaacc ttttcacgcc cttttaataa tccgttattc taataaacgc tctttctct 38580
taggtttacc cgccaatata tctgtcaaaa cactgatagt ttaaaactgaa ggcgggaaac 38640
gacaatctga tcatgagcgg agaattaagg gagtcacgtt atgacccccg ccgatgacgc 38700
gggacaagcc gttttacgtt tggaaactgac agaaccgcaa cgttgaagga gccactcagc 38760
aagctggtag gattgtaata cgactcacta tagggcgaat tgagcgtgt ttaaacgctc 38820
ttcaactgga agagcggta cccggaccga agcttgaagt tcctattccg aagttcctat 38880
tctctagaaa gtataggaac ttcagatctc gatgctcacc ctggtggttg gtgttacttc 38940
tgcaggtcga ctctagagga tccaccatga gcccagaacg acgccccggc gacatccgcc 39000
gtgccaccga ggcggacatg ccggcgtct gcaccatcgt caaccactac atcgagacaa 39060

-continued

gcacggtcaa cttccgtacc gagccgcagg aaccgcagga ctggacggac gacctcgtcc 39120
gtctgcggga gcgctatccc tggctcgtcg ccgaggtgga cggcgaggtc gccggcatcg 39180
cctacgcggg ccctcgaag gcacgcaacg cctacgactg gacggccgag tcgacctgtg 39240
acgtctcccc ccgccaccag cggacgggac tgggtccac gctctacacc caectgctga 39300
agtccttggg ggcacagggc ttcaagagcg tggctcgtgt catcgggctg cccaacgacc 39360
cgagcgtgcg catgcacgag gcgctcggat atgcccccg cggcatgctg cgggcggccg 39420
gcttcaagca cgggaactgg catgacgtgg gtttctggca gctggacttc agcctgcccg 39480
taccgccccg tccggtcctg cccgtcaccg agatctgac cgtcgaccaa cctagacttg 39540
tccatcttct ggattggcca acttaattaa tgtatgaaat aaaaggatgc acacatagtg 39600
acatgctaata cactataatg tgggcatcaa agttgtgtgt tatgtgtaata tactagttaa 39660
ctgaataaaa gagaaagaga tcatccatat ttcttatcct aatgaatgt cactgtcttt 39720
tataatctt tgatgaacca gatgcatttc attaacaaa tccatataca tataaatatt 39780
aatcatatata aattaatata aattgggta gcaaaacaaa tctagtctag gtgtgtttt 39840
cgaattggcg ccgcatctg ggggaattccc atggacaccg gtaattccca tgatcttctc 39900
tccttcatca atggatgcca tgttctata caataacacc aatgtttga tgactacca 39960
acaattggcg aaagactatg gctaagctcg agctcgtcg ctacaagttg ttgacttca 40020
aatacaagtt tgttttggga acaccaaata ttctacatga tcttctacta agttgcgcac 40080
cactatcaaa agattatcta ggccattatt caagtaaaga gtgaacacgt ctaagacca 40140
caaccacacc aatagaata cgcatacatg caacatattg tgcaagaagt atccaactgg 40200
actccatgt attctaaac tattttcgta gagttaaagt tatgacaaac ttatcaata 40260
aaaatttgaa cgctggacca aaacttcat ctttcaaat caccatcgtc tctctcata 40320
aattgtttt attataaac atctacgtaa atcatttgt ttgaacaata ctaatttaata 40380
tttattaagt caaataacct gcttagaaaa taatccctcc acctcattta acaatttctt 40440
gtcaaacaca caccaagaaa aaaattaatg aaagagaaaa gaaatgaaaa ggacatggag 40500
ttgaatacta gcaaaattga ttgaaggaag atccacaatt gaaattgaaa ccatttaatt 40560
tattttcggg tccataataa taaattggta agaataaaaa cccgatcaag tccggtacag 40620
tacaattcca ctccaccaac tcctactta aaccctatt tatacccact ctcatcctca 40680
ctctctctc acctctcaca ctctctctc tctctcaaaa ccctcacaca aacgctcgt 40740
ttagtgaag aaattcaatc cggcgccttg gcgcgccgat catccacaag ttgtacaaa 40800
aaagctgaac gagaaacgta aatgatata aatatcaata tattaaatta gattttgcat 40860
aaaaaacaga ctacataata ctgtaaaaca caacatattc agtcaactatg gcggccgat 40920
taggcacccc aggtttaca ctttatgctt cggctcgtg taatgtgtgg attttgagtt 40980
aggatttaaa tacgcttga tccggcttac taaaagccag ataacagtat gcgtatttgc 41040
gcgctgattt ttgctgata agaataata ctgatatgta taccgaagt atgtcaaaaa 41100
gaggtatgct atgaagcagc gtattacagt gacagttgac agcgacagct atcagttgct 41160
caaggcatat atgatgtcaa tatctccggt ctggtaagca caaccatgca gaatgaagcc 41220
cgtcgtctgc gtgccgaacg ctggaagcgc gaaaaacagg aagggtggc tgaggtcgc 41280
cggtttattg aatgaacgct ctctttgct gacgagaaca gggcgtgtg aatgcagtt 41340

-continued

taaggtttac acctataaaa gagagagcgg ttatcgctcg tttgtggatg tacagagtga 41400
tatcattgac acgcccggtc gacggatggg gatccccctg gccagtgcac gtctgctgtc 41460
agataaagtc tcccgtgaac tttaccgggt ggtgcatatc ggggatgaaa gctggcgcat 41520
gatgaccacc gatatggcca gtgtgccggg ctccgttatac ggggaagaag tggctgatct 41580
cagccaccgc gaaaatgaca tcaaaaacgc cattaacctg atgttctggg gaatataaat 41640
gtcaggctcc cttatacaca gccagtctgc aggtcgacca tagtgactgg atatgtgtg 41700
ttttacagta ttatgtagtc tgttttttat gcaaaatcta atttaataata ttgatattta 41760
tatcatttta cgtttctcgt tcagctttct tgtacaaaagt ggtgtaacc tagactgtc 41820
catcttctgg attggccaac ttaattaatg tatgaaataa aaggatgcac acatagtgac 41880
atgctaataca ctataatgtg ggcatacaag ttgtgtgtta tgtgtaatta ctagtatatc 41940
gaataaaaaga gaaagagatc atccatattt cttatcctaa atgaatgtca cgtgtcttta 42000
taattctttg atgaaccaga tgcatttcat taaccaaatc catatacata taaatattaa 42060
tcatatataa ttaatatcaa ttgggttagc aaaacaaatc tagtctaggt gtgttttggc 42120
aattgcggcc gccaccggcg tggagctcga attccggctc gggcacctt tgtccacca 42180
gatggaactg cggccgctca ttaattaagt caggcgcgcc tctagttgaa gacacgttca 42240
tgtcttcacg gtaagaagac actcagtagt cttcggccag aatggccatc tggattcagc 42300
aggcctagaa ggccatttaa atcctgagga tctggtcttc ctaaggaccc gggatatcgg 42360
accgattaaa ctttaattcg gtccgaagct tgaagtctc attccgaagt tcctattctc 42420
cagaaagtat aggaacttgc catgcctgca gtgcagcgtg acccggtcgt gccctctct 42480
agagataatg agcattgcat gtctaagtta taaaaatta ccacatattt tttttgtcac 42540
acttgtttga agtgcagttt atctatctt atacatata ttaaacttta ctctacgaat 42600
aatataatct atagtactac aataatatca gtgttttaga gaatcatata aatgaacagt 42660
tagacatggt ctaaaggaca attgagtatt ttgacaacag gactctacag ttttatctt 42720
ttagtgtgca tgtgttctcc ttttttttg caaatagctt cacctatata atacttcatc 42780
cattttatta gtacatccat ttagggttta gggtaaatgg tttttataga ctaattttt 42840
tagtacatct attttattct attttagcct ctaaattaag aaaactaaaa ctctatttta 42900
gtttttttat ttaataattt agatataaaa tagaataaaa taaagtgact aaaaattaaa 42960
caaataccct ttaagaaatt aaaaaaacta aggaaacatt tttcttgtt cgagttagata 43020
atgcagcct gttaaagcgc gtcgacaggt ctaacggaca ccaaccagcg aaccagcagc 43080
gtcgcgtcgg gccaaagcga gcagacggca cggcatctct gtcgctgect ctggaccct 43140
ctcgagagtt ccgctccacc gttggacttg ctccgctgtc ggcacccaga aattgcgtgg 43200
cggagcggca gacgtgagcc ggcacggcag gggcctcct cctcctctca cggcaccggc 43260
agctacgggg gattccttcc ccaccgctcc ttcgcttcc cttcctgccc cgcgtaata 43320
aatagacacc ccctccacac cctctttccc caacctcgtg ttgttcggag cgcacacaca 43380
cacaaccaga tctcccccaa atccaacctg cggcacctcc gttcaaggt acgocgctcg 43440
tcctccccc cccctctctc taccttctct agatcggcgt tccggtecat gcatggttag 43500
ggcccggtag ttctacttct gttcatgttt gtgtagatc cgtgtttgtg ttagatccgt 43560
gctgctagcg ttcgtacacg gatgcgacct gtacgtcaga cacgttctga ttgtaactt 43620

-continued

gccagtggtt ctctttgggg aatcctggga tggctctagc cgttccgcag acgggatcga 43680
tttcatgatt ttttttggtt cgttgcatag ggtttgggtt gcccttttcc tttatttcaa 43740
tatatgccgt gcaacttggtt gtcgggtcat cttttcatgc tttttttgt cttgggtgtg 43800
atgatgtggt ctggttgggc ggtcgttcta gatcggagta gaattctggt tcaaaactacc 43860
tgggtggatt attaatgttg gatctgtatg tgtgtgcat acatattcat agttacgaat 43920
tgaagatgat ggatggaaat atcgaatcag gataggtata catgttgatg cgggttttac 43980
tgatgcatat acagagatgc tttttgttcg cttgggtgtg atgatgtggt gtgggtgggc 44040
ggcgttcat tcgttctaga tcggagtaga atactgtttc aaactacctg gtgtatttat 44100
taattttgga actgtatgtg tgtgtcatac atcttcatag ttacgagttt aagatggatg 44160
gaaatcga tctaggatag gtatacatgt tgatgtgggt tttactgatg catatacatg 44220
atggcatatg cagcatctat tcatatgctc taaccttgag tacctatcta ttataataaa 44280
caagtatggt ttataattat tttgatcttg atatacttg atgatggcat atgcagcagc 44340
tatatgtgga ttttttagc cctgccttca tacgctattt atttgcttg tactgtttct 44400
tttctgatg ctcaccctgt tgtttggtg tacttctgca ggtcgaactt aacttagcct 44460
aggatccaca cgacaccatg atagaggta aaccgattaa cgcagaggat acctatgaac 44520
taaggcatag aatactcaga ccaaaccagc cgatagaagc gtgtatgttt gaaagcgatt 44580
tacttctggt tgcatttca ttagcggct attacggggg caaactgatt tccatagctt 44640
cattccacca ggccgagcac tcagaactcc aaggccagaa acagtaccag ctccgaggta 44700
tggctacctt ggaaggttat cgtgagcaga aggcgggatc gagtctaatt aaacacgctg 44760
aagaaattct tcgtaagagg gggcggact tgctttggtg taatgcgagg acatccgctt 44820
caggctacta caaaaagtta ggcttcagcg agcagggaga ggtattcgac acgccccag 44880
taggacctca catcctgatg tataaaagga tcacataact agctagtcag ttaacctaga 44940
cttgtccatc ttctggattg gccaaactaa ttaatgtatg aaataaaagg atgcacacat 45000
agtgacatgc taactactat aatgtgggca tcaaagttgt gtgttatgtg taattactag 45060
ttatctgaat aaaagagaaa gagatcatcc atatttctta tcctaaatga atgtcacgtg 45120
tctttataat tctttgatga accagatgca tttcattaac caaatccata tacatataaa 45180
tattaatcat atataattaa tatcaattgg gttagcaaaa caaatctagt ctagggtgtg 45240
tttgcaatt cagagctcga attcattccg attaatcgtg gcctcttgct cttcaggatg 45300
aagagctatg tttaaacgtg caagcgtac tagacaattc agtacattaa aaacgtccgc 45360
aatgtgttat taagttgtct aagcgtcaat ttgtttacac cacaatatat cctgccacca 45420
gccagccaac agtccccga cggcagctc ggcaaaaat caccactcga tacaggcagc 45480
ccatcagtc gggacggcgt cagcgggaga gccgtttaa ggcggcagac tttgctcatg 45540
ttaccgatgc tattcgaag aacggcaact aagctgccgg gtttgaaca cggatgatct 45600
cgcggagggt agcatgttga ttgtaacgat gacagagcgt tgctgcctgt gatcaaatat 45660
catctccctc gcagagatcc gaattatcag ccttcttatt catttctcgc ttaaccgtga 45720
caggctgtcg atcttgagaa ctatgccgac ataataggaa atcgttgat aaagccgctg 45780
aggaagctga gtggcgtat ttctttgaa gtgaacgttg acgatcgtc accgtacccc 45840
gatgaattaa ttcggacgta cgttctgaac acagctggat acttacttg gcgattgtca 45900

-continued

tacatgacat caacaatgta cccgtttgtg taaccgtctc ttggaggttc gtatgacact 45960
agtggttccc ctacagcttg gactagatgt tgaggcctaa cattttatta gagagcaggc 46020
tagttgctta gatacatgat cttcaggccg ttatctgtca gggcaagcga aaattggcca 46080
tttatgacga ccaatgcccc gcagaagctc ccatctttgc cgccatagac gccgcgcccc 46140
ccttttgggg tgtagaacat ccttttgcca gatgtggaaa agaagttcgt tgtccattg 46200
ttggcaatga cgtagtagcc ggcgaaagt cgagaccat ttgcgctata tataagccta 46260
cgatttccgt tgcgactatt gtcgtaattg gatgaactat tatcgtagt gctctcagag 46320
ttgtcgtaat ttgatggact attgtcgtaa ttgcttatgg agttgtcgta gttgcttggg 46380
gaaatgctgt agttggatgg ggagtgtca tagggaagac gagcttcac cactaaaaca 46440
attggcaggt cagcaagtgc ctgccccgat gccatcgcaa gtacgaggct tagaaccacc 46500
ttcaacagat cgcgcatagt cttccccagc tctctaacgc ttgagttaag ccgcgcccgcg 46560
aagcggcgtc ggcttgaacg aattgttaga cattatttgc cgactacctt ggtgatctcg 46620
cctttcacgt agtgaacaaa ttcttccaac tgatctgcgc gcgaggccaa gcgatcttct 46680
tgtccaagat aagcctgctt agcttcaagt atgacgggct gatactgggc cggcaggcgc 46740
tccattgccc agtcggcagc gacatcctc ggcgcgattt tgccggttac tgcgctgtac 46800
caaatgcggg acaacgtaag cactacattt cgctcatcgc cagcccagtc gggcggcag 46860
ttccatagcg ttaaggttct atttagcgcc tcaaatagat cctgttcagg aaccggatca 46920
aagagttcct ccgcccgtgg acctaccaag gcaacgctat gttctcttgc ttttgtcagc 46980
aagatagcca gatcaatgtc gatcgtggct ggctcgaaga tacctgcaag aatgtcattg 47040
cgctgccatt ctccaaattg cagttcgcgc tttagctggat aacgccacgg aatgatgtcg 47100
tcgtgcacaa caatggtgac ttctacagc cggagaatct cgctctctcc aggggaagcc 47160
gaagtttcca aaaggtcgtt gatcaaaagt cgcgcgcttg tttcatcaag ccttacagtc 47220
accgtaacca gcaaatcaat atcactgtgt ggcttcaggc cgccatccac tgcggagccg 47280
tacaatgta cggccagcaa cgtcggcttc agatggcgtc cgatgacgcc aactacctct 47340
gatagttgag tcgatacttc ggcgatcacc gcttccctca tgatgtttaa ctctgaatt 47400
aagccgcgcc gcgaagcgtt gtcggcttga atgaattgtt aggcgtcacc ctgtgctccc 47460
gagaaccagt accagtacat cgctgtttcg ttcgagactt gaggtctagt tttatacgtg 47520
aacaggtcaa tgccgcccag agtaagcca cattttcgtt acaaatgca ggcaggtaaca 47580
ttgttcggtt gtgtctctaa tcgtatgcca aggagctgtc tgcttagtgc ccacttttct 47640
gcaaattcga tgagactgtg cgcgactcct ttgcctcggg gcgtgtgcga cacaacaatg 47700
tgttcgatag aggctagatc gttccatggt gagttgagtt caatcttccc gacaagctct 47760
tggtcgatga atgcgccata gcaagcagag tcttcatcag agtcatcacc cgagatgtaa 47820
tccttccggt aggggctcac acttctggtg gatagttcaa agccttggtc ggataggtgc 47880
acatgcaaca cttcagcaac aatgaaatgg ttctcagcat ccaatgttct cgcacactgc 47940
tcagggatca ccgaaatctt catatgacgc ctaacgcctg gcacagcggg tcgcaaacct 48000
ggcgcggcct ttggcacaaa aggcgtgaca ggtttgcgaa tccgttgcgt ccacttgta 48060
acccttttgc cagatttggt aactataatt tatgttagag gcgaagtctt gggtaaaaac 48120
tggcctaaaa ttgctgggga tttcaggaaa gtaaacatca ccttccggct cgatgtctat 48180

-continued

```

tgtagatata tgtagtgat ctacttgatc gggggatctg ctgcctcgcg cgtttcgggtg 48240
atgacgggtga aaacctctga cacatgcagc tcccggagac ggtcacagct tgtctgtaag 48300
cggatgccgg gagcagacaa gcccgtcagg gcgcgtcagc ggggtgtggc ggggtgcggg 48360
gcgcagccat gacccagtca cgtagcgata gcggagtgta tactggctta actatgcggc 48420
atcagagcag attgtactga gagtgacca tatgcgggtg gaaataccgc acagatgcgt 48480
aaggagaaaa taccgatca ggcgctctc cgcttcctcg ctcactgact cgctgcgctc 48540
ggtcgctcgg ctgcggcgag cggatcagc tcaactcaag gcggaatac ggttatccac 48600
agaatcaggg gataacgcag gaaagaacat gtgagcaaaa gccagcaaaa aggccaggaa 48660
ccgtaaaaag gcgcggttgc tggcggtttt ccataggctc cgccccctg acgagcatca 48720
caaaaatcga cgctcaagtc agagtgggc aaacccgaca ggactataaa gataccaggc 48780
gtttccccct ggaagctccc tcgtgcgctc tctgttccg accctgccgc ttaccggata 48840
cctgtccgcc tttctccctt cgggaagcgt ggcgctttct catagctcac gctgtaggta 48900
tctcagttcg gtgtaggtcg ttcgctcaa gctgggctgt gtgcacgaac cccccgttca 48960
gcccagccgc tgcgccttat ccggttaacta tcgtcttgag tccaacccgg taagacacga 49020
cttatcgcca ctggcagcag ccaactggtaa caggattagc agagcgaggc atgtaggcgg 49080
tgctacagag ttcttgaagt ggtggcctaa ctacggctac actagaagga cagtatttgg 49140
tatctgcgct ctgctgaagc cagttacctt cggaaaaaga gttggtagct cttgatccgg 49200
caaaaaaacc accgctggta gcggtgggtt tttgtttgc aagcagcaga ttacgcgcag 49260
aaaaaaagga tctcaagaag atcctttgat cttttctacg gggctcgacg ctcagtggaa 49320
cgaaaactca cgtaaggga ttttggctat gagattatca aaaaggatct tcacctagat 49380
ccttttaaat taaaaatgaa gttttaaatc aatctaaagt atatatgagt aaacttggtc 49440
tgacagttac caatgcttaa tcagtgggc acctatctca gcgatctgct tatttcgttc 49500
atccatagtt gcctgactcc ccgctggtga gataactacg atacgggagg gcttaccatc 49560
tgggcccagt gctgcaatga taccgcgaga cccacgctca ccggctccag atttatcagc 49620
aataaacagc ccagccggaa gggccgagcg cagaagtggc cctgcaactt tatccgcctc 49680
catccagtct attaattgtt gccgggaagc tagagtaagt agttcgccag ttaatagttt 49740
gcgcaacggt gttgccattg ctgca 49765

```

<210> SEQ ID NO 44

<211> LENGTH: 12856

<212> TYPE: DNA

<213> ORGANISM: artificial

<220> FEATURE:

<223> OTHER INFORMATION: vector

<400> SEQUENCE: 44

```

cgcttggcg cgccgatcat ccacaagttt gtacaaaaaa gctgaacgag aaacgtaaaa 60
tgatataaat atcaatatat taaattagat tttgcataaa aaacagacta cataaactg 120
taaaacacaa catatccagt cactatggcg gccgcattag gcacccagc ctttacactt 180
tatgcttccg gctcgataaa tgtgtggatt ttgagttagg atttaatac gcggtgatcc 240
ggcttactaa aagccagata acagtatgcg tatttgccg ctgatttttg cggataaga 300
atatatactg atatgtatac ccgaagtatg tcaaaaagag gtatgctatg aagcagcgt 360

```

-continued

ttacagtgac agttgacagc gacagctatc agttgctcaa ggcatatatg atgtcaatat	420
ctccggctctg gtaagcacia ccatgcagaa tgaagcccgt cgtctgctg cgaacgctg	480
gaaagcggaa aatcaggaag ggatggctga ggtcgcccgg tttattgaaa tgaacggctc	540
ttttgctgac gagaacaggg gctggtgaaa tgcagtttaa ggtttacacc tataaaagag	600
agagccgcta tcgtctgttt gtggatgtac agagtgatat cattgacacg cccggctgac	660
ggatggatgat cccctggcc agtgcacgtc tgctgtcaga taaagtctcc cgtgaacttt	720
accgggtggt gcatatcggg gatgaaagct ggccatgat gaccaccgat atggccagtg	780
tgccggctc cgttatcggg gaagaagtgg ctgatctcag ccaccgcaa aatgacatca	840
aaaacgccat taacctgatg ttctgggaa tataaatgtc aggctccctt atacacagcc	900
agtctgcagg tcgaccatag tgactggata tgttggtttt tacagtatta ttagtctgt	960
tttttatgca aaatctaatt taatatattg atatttatat cattttacgt ttctcgttca	1020
gctttcttgt aaaaagtggg gttaacctag acttgccat cttctggatt ggccaactta	1080
attaatgtat gaaataaag gatgcacaca tagtgacatg ctaatcacta taatgtgggc	1140
atcaaagttg tgtgttatgt gtaattacta gttatctgaa taaaagagaa agagatcatc	1200
catatttctt atcctaaatg aatgtcacgt gtctttataa ttctttgatg aaccagatgc	1260
atttcattaa ccaaatccat atacataata atattaatca tatataatta atatcaattg	1320
ggtagcaaa acaaatctag tctaggtgtg ttttgcaat tgcggccgcc accgcggtgg	1380
agctcgaatt cggctcggg tcacctttgt ccaccaagat ggaactcggg ccgctcatta	1440
attaagtcag gcgcgcctct agttgaagac acgttcatgt cttcatcgtg agaagacact	1500
cagtagtctt cggccagaat ggccatctgg attcagcagg cctagaaggc catttaaatc	1560
ctgaggatct ggtcttccta aggaccggg atatcggacc gattaaactt taattcggtc	1620
cgaagcttga agttcctatt ccgaagttcc tattctccag aaagtatagg aacttcgcat	1680
gctgcagtg cagcgtgacc cggctcgtgc cctctctaga gataatgagc attgcatgtc	1740
taagttataa aaaattacca catatTTTTT ttgtcacact tgtttgaagt gcagtttatc	1800
tatctttata catataatta aactttactc tacgaataat ataactata gtactacaat	1860
aatatcagtg ttttagagaa tcatataaat gaacagttag acatggtcta aaggacaatt	1920
gagtattttg acaacaggac tctacagttt tatcttttta gtgtgcatgt gttctccttt	1980
ttttttgcaa atagcttcac ctatataata cttcatccat tttattagta catocattta	2040
gggtttaggg ttaatggttt ttatagacta attttttttag tacatctatt ttattctatt	2100
ttagcctcta aattaagaaa actaaaactc tatttttagtt tttttattta ataatttaga	2160
tataaaatag aataaaataa agtgactaaa aattaaaca atacccttta agaaattaaa	2220
aaaactaagg aaacattttt cttgtttcga gtagataatg ccagcctgtt aaacgcccgc	2280
gacgagtcta acggacacca accagogaac cagcagcgtc gcgtcgggcc aagogaagca	2340
gacggcacgg catctctgtc gctgcctctg gaccctctc gagagttccg ctccaccgtt	2400
ggacttgctc cgtctcggc atccagaaat tgcgtggcgg agcggcagac gtgagccggc	2460
acggcaggcg gctcctctct cctctcacgg caccggcagc tacgggggat tcctttccca	2520
ccgctccttc gctttccctt cctcggcccgc cgtataaat agacaccccc tccacacct	2580
ctttcccaa cctcgtgttg ttcggagcgc acacacacac aaccagatct ccccaaatc	2640

-continued

caccgcgctgg cacctccgct tcaaggtagc ccgctcgtcc tcccccccc ccctctctac	2700
cttctctaga tcggcgcttc ggtccatgca tggtagggc ccgtagttc tacttctggt	2760
catgtttgtg ttagatccgt gtttgtgta gatccgtgct gctagcgttc gtacacggat	2820
gcgacctgta cgtcagacac gttctgattg ctaacttgcc agtgttctc tttggggaat	2880
cctgggatgg ctctagccgt tccgcagacg ggatcgattt catgattttt tttgttctgt	2940
tgcatagggg ttggtttgcc cttttccttt atttcaatat atgccgtgca cttgtttgtc	3000
gggtcatctt ttcattcttt tttttgtctt ggttgtgatg atgtggtctg gttgggcggg	3060
cgttctagat cggagtagaa ttctgtttca aactacctgg tggatttatt aattttggat	3120
ctgtatgtgt gtgccataca tattcatagt tacgaattga agatgatgga tggaaatc	3180
gatctaggat aggtatacat gttgatgcgg gttttactga tgcatataca gagatgcttt	3240
ttgttcgctt gtttgtgatg atgtgggtgtg gttgggcggg cgttcattcg tcttagatcg	3300
gagtagaata ctgtttcaaa ctacctggtg tatttattaa ttttgaact gtatgtgtgt	3360
gtcatacatc ttcattagta cgagtttaag atggatggaa atatcgatct aggataggta	3420
tacatgttga tgtgggtttt actgatgcat atacatgatg gcatatgcag catctattca	3480
tatgctctaa ccttgagtac ctatctatta taataaaca gtatgtttta taattatttt	3540
gatcttgata tacttgatg atggcatatg cagcagctat atgtggattt ttttagccct	3600
gccttcatac gctatttatt tgcttggtag tgtttctttt gtcgatgctc accctgttgt	3660
ttggtgttac ttctgcaggc cgactttaac ttagcctagg atccacacga caccatgata	3720
gaggtgaaac cgattaacgc agaggatacc tatgaactaa ggcatagaat actcagacca	3780
aaccagccga tagaagcgtg tatgtttgaa agcgatttac ttcgtggtgc atttactta	3840
ggcggctatt acgggggcaa actgatttcc atagetttcat tccaccaggc cgagcactca	3900
gaactccaag gccagaaaca gtaccagctc cgaggtagtg ctacctgga aggttatcgt	3960
gagcagaagg cgggatcgag tctaattaa cacgctgaag aaattcttcg taagaggggg	4020
gcggacttgc tttggtgtaa tgcgcggaca tccgcctcag gctactaca aaagttaggc	4080
ttcagcgagc agggagaggt attcagacag ccgccagtag gacctcacat cctgatgtat	4140
aaaaggatca cataactagc tagtcagtta acctagactt gtccatcttc tggattggcc	4200
aacttaatta atgtatgaaa taaaaggatg cacacatagt gacatgctaa tcactataat	4260
gtgggcatca aagttgtgtg ttatgtgtaa ttactagtta tctgaataaa agagaaagag	4320
atcatccata tttcttatcc taaatgaatg tcacgtgtct ttataattct ttgatgaacc	4380
agatgcattt cattaaacca atccatatac atataaatat taatcatata taattaatat	4440
caattggggt agcaaaacaa atctagtcta ggtgtgtttt gccaatcag agctcgaatt	4500
cattccgatt aatcgtggcc tcttctctt caggatgaag agctatgttt aaactgcaa	4560
gcgctactag acaattcagt acattaaaaa cgtccgcaat gtgttattaa gttgtctaag	4620
cgtaatttg tttacaccac aatatatcct gccaccagcc agccaacagc tccccgaccg	4680
gcagctcggc acaaaatcac cactcgatagc aggcagccca tcagtccggg acggcgtcag	4740
cgggagagcc gttgtaaggc ggcagacttt gctcatgtta ccgatgctat tcggaagaac	4800
ggcaactaag ctgccgggtt tgaaacacgg atgatctcgc ggagggtagc atgttgattg	4860
taacgatgac agagcgttgc tgcctgtgat caaatatcat ctccctcgca gagatccgaa	4920

-continued

ttatcagcct tcttattcat ttctcgctta accgtgacag gctgtcgatc ttgagaacta 4980
tgccgacata ataggaaatc gctggataaa gccgctgagg aagctgagtg gcgctatttc 5040
tttagaagtg aacgttgacg atcgtcgacc gtaccccgat gaattaattc ggacgtacgt 5100
tctgaacaca gctggatact tacttgggcg attgtcatac atgacatcaa caatgtacct 5160
gtttgtgtaa ccgtctcttg gaggttcgta tgacactagt ggttcccctc agcttgcgac 5220
tagatgttga ggccaaacat tttattagag agcaggctag ttgcttagat acatgatcct 5280
caggccgcta tctgtcaggg caagcgaaaa ttggccattt atgacgacca atgccccgca 5340
gaagctccca tctttgccgc catagacgcc gcgccccctt tttggggtgt agaacatcct 5400
tttgccagat gtgaaaaaga agttcgttgt cccattgttg gcaatgacgt agtagccggc 5460
gaaagtgcga gacccatttg cgctatataa aagcctacga tttccgttgc gactattgtc 5520
gtaattggat gaactattat cgtagttgct ctcagagttg tcgtaatttg atggactatt 5580
gtcgtaatg cttatggagt tgcgtagtt gcttgagaa atgctcgtag ttgatgggga 5640
gtagtcatag ggaagacgag cttcatccac taaaacaatt ggcaggtcag caagtgcctg 5700
ccccgatgcc atcgcaagta cgaggcttag aaccacctc aacagatcgc gcatagtctt 5760
ccccagctct ctaacgcttg agttaagccg cgccgcgaag cggcgtcggc ttgaacgaat 5820
tgtagacat tattttccga ctaccttggg gatctcgctt ttcacgtagt gaacaaattc 5880
ttccaactga tctgcgcgag aggccaaagc atcttcttgt ccaagataag cctgcctagc 5940
ttcaagtatg acgggctgat actgggcccg caggcgtcc attgcccagt cggcagcgac 6000
atccttcggc gcgattttgc cggttactgc gctgtaccaa atgcccggaca acgtaagcac 6060
tacatttgc tcatcgccag cccagtcggg cggcaggttc catagcgta aggtttcatt 6120
tagcgcctca aatagatcct gttcaggaac cggatcaaag agttcctccg ccgctggacc 6180
taccaaggca acgctatggt ctcttgcttt tgtcagcaag atagccagat caatgtcgat 6240
cgtggctggc tcgaagatac ctgcaagaat gtcattgcgc tgcattctc caaattgcag 6300
ttcgcgctta gctggataac gccacggaat gatgtcgtcg tgcacaacaa tggtgacttc 6360
tacagcgcgg agaatctcgc tctctocagg ggaagccgaa gtttccaaaa ggtcgttgat 6420
caaagctcgc cgcgttgttt catcaagcct tacagtcacc gtaaccagca aatcaatctc 6480
actgtgtggc ttcagcccgc catccactgc ggagccgtac aatgtacgg ccagcaacgt 6540
cggttcgaga tggcgtcga tgacgccaac tacctctgat agttgagtcg atacttcggc 6600
gatcaccgct tcctcatga tgtttaactc ctgaattaag ccgcccggc aagcgtgtc 6660
ggcttgaatg aattgttagg cgtcatcctg tgcctccgag aaccagtagc agtacatcgc 6720
tgtttcgttc gagacttgag gtctagtttt atactgtaac aggtcaatgc cgcgagagt 6780
aaagccacat tttgcgtaca aattgcaggc aggtacattg ttcgtttgtg tctctaactc 6840
tatgccaagg agctgtctgc ttagtgccca ctttttcgca aattogatga gactgtcgc 6900
gactccttg cctcggtcgc tgtgcgacac aacaatgtgt tcgatagagg ctgatcgtt 6960
ccatgttgag ttgagttcaa tcttcccgac aagctcttgg tcgatgaatg cgccatagca 7020
agcagagtct tcatcagagt catcatccga gatgtaatcc ttccggtagg ggctcacact 7080
tctggtagat agttcaaacg cttggtcgga taggtgcaca tcgaacactt cacgaacaat 7140
gaaatggctc tcagcatcca atgtttccgc cacctgctca gggatcaccg aatcttcat 7200

-continued

atgacgccta acgcctggca cagcggatcg caaacctggc gcggcttttg gcacaaaagg 7260
cgtgacaggt ttgcgaatcc gttgctgccca cttgttaacc cttttgccag atttggtaac 7320
tataatttat gttagaggcg aagtcttggg taaaaactgg cctaaaattg ctggggattt 7380
caggaaaagta aacatcacct tccggctcga tgtctattgt agatatatgt agtgtatcta 7440
cttgatcggg ggatctgctg cctcgcgcgt ttcggtgatg acggtgaaaa cctctgacac 7500
atgcagctcc cggagacggg cacagcttgt ctgtaagcgg atgccgggag cagacaagcc 7560
cgtcaggggc cgtcacgggg tgttggcggg tgcggggcg cagccatgac ccagtcacgt 7620
agcgatagcg gagtgtatac tggcttaact atgcggcatc agagcagatt gtactgagag 7680
tgaccatat gcggtgtgaa ataccgcaca gatgcgtaag gagaaaatac cgcacagggc 7740
gctcttccgc ttccctcgctc actgactcgc tgcgctcggg cgttcggctg cggcgagcgg 7800
tatcagctca ctcaaaggcg gtaatacggg tatccacaga atcaggggat aacgcaggaa 7860
agaacatgtg agcaaaaggc cagcaaaagg ccaggaaccg taaaaaggcc gcgttgctgg 7920
cgtttttcca taggtcccg cccctcgacg agcatcaca aaatcgacgc tcaagtcaga 7980
gggtggcгаа cccgacagga ctataaagat accaggcgtt tccccctgga agctccctcg 8040
tgcgctctcc tgttccgacc ctgccgctta ccggatacct gtcgccttt ctccttcgg 8100
gaagcgtggc gctttctcat agctcacgct gtaggtatct cagttcggtg taggtcgttc 8160
gctccaagct gggctgtgtg cacgaacccc ccgttcagcc cgaccgctgc gccttatccg 8220
gtaactatcg tcttgagtcc aacccggtaa gacacgactt atcgccactg gcagcagcca 8280
ctggtaacag gattagcaga gcgaggtatg taggcggtgc tacagagttc ttgaagtggg 8340
ggcctaacta cggctacact agaaggacag tatttggat ctgcgctctg ctgaagccag 8400
ttaccttcgg aaaaagagtt ggtagctctt gatccggcaa acaaccacc gctggtagcg 8460
gtgggttttt tgtttgcaag cagcagatta cgcgcagaaa aaaaggatct caagaagatc 8520
ctttgatctt ttctacgggg tctgaogctc agtggaacga aaactcacgt taagggattt 8580
tggatcatgag attatcaaaa aggatcttca cctagatcct tttaaattaa aaatgaagtt 8640
ttaaatcaat ctaaagtata tatgagtaaa cttggtctga cagttaccaa tgcttaatca 8700
gtgaggcacc tatctcagcg atctgtctat ttcgctcatc catagttgcc tgaactcccc 8760
tcgttagat aactacgata cgggagggct taccatctgg cccagtgct gcaatgatac 8820
cgcgagacc acgctcacgg gctccagatt tatcagcaat aaaccagcca gccggaaggg 8880
ccgagcgcag aagtggctct gcaactttat ccgctccat ccagtctatt aattgttgc 8940
gggaagctag agtaagtagt tcgccagtta atagtttgcg caacgttggt gccattgctg 9000
cagggggggg gggggggggg gacttocatt gttcattcca cggacaaaaa cagagaaagg 9060
aaacgacaga ggcaaaaaa cctcgcttcc agcactgtc gtttcttcc tttcagagg 9120
gtattttaaa taaaaacatt aagttatgac gaagaagaac ggaaacgctc taaaccggaa 9180
aattttcata aatagcgaaa acccgcgagg tcgcccggcc gtaacctgtc ggatcacggg 9240
aaaggacccc taaagtgata atgattatca tctacatata acaacgtgcg tggaggccat 9300
caaaccacgt caaataatca attatgacgc aggtatcgta ttaattgatc tgcatcaact 9360
taacgtaaaa acaacttcag acaatacaaa tcagcgacac tgaatacggg gcaacctcat 9420
gtccccccc cccccccc tgcaggcatc gtggtgtcac gctcgtcgtt tggatggct 9480

-continued

tcattcagct cgggttccca acgatcaagg cgagttacat gatccccat gttgtgcaaa 9540
aaagcgggta gtcctctcgg tccctccgatc gttgtcagaa gtaagttggc cgcagtgtta 9600
tactcatgg ttatggcagc actgcataat tctcttactg tcatgccatc cgtaagatgc 9660
ttttctgtga ctgggtgagta ctcaaccaag tcattctgag aatagtgtat gcgggcagccg 9720
agttgtcttt gcccggcgtc aacacgggat aataccgcgc cacatagcag aactttaaaa 9780
gtgctcatca ttgaaaaacg ttcttcgggg cgaaaactct caaggatctt accgctgttg 9840
agatccagtt cgatgtaacc cactcgtgca cccaactgat cttcagcacc ttttactttc 9900
accagcgttt ctgggtgagc aaaaacagga aggcataatg ccgcaaaaaa gggataaagg 9960
gcgacacgga aatggtgaat actcatactc ttcctttttc aatattattg aagcatttat 10020
cagggttatt gtctcatgag cggatataca tttgaatgta tttagaaaaa taacaaata 10080
ggggttccgc gcacatttcc ccgaaaagtg ccacctgacg tctaagaaac cattattatc 10140
atgacattaa cctataaaaa taggcgatc acgagggcct ttcgtcttca agaattggtc 10200
gacgatcttg ctgcgttcgg atattttcgt ggagttcccg ccacagaccg ggattgaagg 10260
cgagatccag caactcgcgc cagatcatcc tgtgacggaa ctttggcgcg tgatgactgg 10320
ccaggacgtc ggccgaaaga gcgacaagca gatcacgctt ttcgacagcg tcggatttgc 10380
gatcgaggat ttttcggcgc tgcgtactg ccgcgaccgc gttgagggat caagccacag 10440
cagccactc gacctctag ccgaccaga cgagccaagg gatctttttg gaatgctgct 10500
ccgtcgtcag gctttccgac gtttgggtgg ttgaacagaa gtcattatcg tacggaatgc 10560
caagcactcc cgagggggac cctgtggttg gcatgcacat acaaatggac gaacggataa 10620
accttttca gcccctttaa atatccgtta ttctaataaa cgctcttttc tcttaggttt 10680
accgccaat atatcctgtc aaacactgat agtttaaact gaaggcggga aacgacaatc 10740
tgatcatgag cggagaatta agggagtcac gttatgacc ccgccgatga cgcgggacaa 10800
gccgttttac gtttgaact gacagaaccg caacgttgaa ggagccactc agcaagctgg 10860
tacgattgta atacgactca ctataggcgc aattgagcgc tgtttaaacg ctcttcaact 10920
ggaagagcgg ttaccgggac cgaagcttga agttcctatt ccgaagtcc tattctctag 10980
aaagtatagg aacttcagat ctcgatgctc accctgttgt ttggtgttac tctgcaggt 11040
cgactctaga ggatccacca tgagcccaga acgacgcccg gccgacatcc gccgtgccac 11100
cgaggcggac atgcccggcg tctgcacat cgtcaaccac tacatcgaga caagcagcgt 11160
caacttccgt accgagccgc aggaaccgca ggactggacg gacgacctc tccgtctcgc 11220
ggagcgtat ccctggctcg tcgccgaggt ggacggcgag gtcgccggca tcgcctacgc 11280
gggcccctgg aaggcagcga acgcctacga ctggacggcc gactcgaccg tgtacgtctc 11340
ccccgccac cagcggacgg gactgggctc cacgctctac acccactgc tgaagtcct 11400
ggaggcacag ggcttcaaga gcgtggctcg tgtcatcggg ctgcccaacg acccgagcgt 11460
gcgatgacg gaggcgtcgc gatatgcccc ccgcggcatg ctgcggggcg ccggcttcaa 11520
gcacgggaa tggtcatgac tgggtttctg gcagctggac ttcagcctgc cgttacccgc 11580
ccgtccggtc ctgcccgta ccgagatctg atccgtcgac caacctagac ttgtccatct 11640
tctggattgg ccaacttaat taatgtatga aataaaagga tgcacacata gtgacatgct 11700
aatcactata atgtgggcat caaagtgtg tgttatgtg aattactagt tatctgaata 11760

-continued

```

aaagagaaag agatcatcca tatttcttat cctaaatgaa tgtcacgtgt ctttataatt 11820
ctttgatgaa ccagatgcat ttcattaacc aaatccatat acatataaat attaatacata 11880
tataattaat atcaattggg ttagcaaaac aaatctagtc taggtgtggt ttgcgaattg 11940
cggccgcgat ctggggaatt cccatggaca cgggtaattc ccatgatctt ctctccttca 12000
tcaatggatg ccatgtttca taacaataac accaaatggt tgatgagcta ccaacaattg 12060
cgaaagact atggctaage tcgagctcgc tcgctacaag ttgttgactt tcaaatataa 12120
gtttgttttt ggaacaccaa atattctaca tgatctttca ctaagttgcg caccactatc 12180
aaaagattat ctaggccatt attcaagtaa agagtgaaca cgtctaagac ccacaaccac 12240
accaaataa atacgcatac atgcaacata ttgtgcaaga agtatccaac tggactccca 12300
tgtattctaa aactattttc gtagagttaa agttatgaca aacttatcaa ataaaaattt 12360
gaacgctgga ccaaaacttt catctttcaa atccaccatc gtctatcttc ataaattggt 12420
ttgattataa cacatctacg taaatcattt gttttgaaca atactaattt aattttatta 12480
agtcaataa cctgcttaga aaataatccc tccacctcat ttaacaattt cttgtcaaac 12540
acacaccaag aaaaaatta atgaaagaga aaagaaatga aaaggacatg gagttgaata 12600
ctagcaaat tgattgaagg aagattcaca attgaaattg aaaccattta atttattttc 12660
gggtccataa taataaattg gtaagaataa aaaccgcatc aagtcggta cagtacaatt 12720
cactccacc aactccttac ttaaaccctc atttataccc actctcatcc tcaactcttc 12780
ttcacctctc acactctctt ctctctctca aaaccctcac acaaacctcg cgtttagtgt 12840
aagaaattca atccgg                                     12856

```

<210> SEQ ID NO 45

<211> LENGTH: 879

<212> TYPE: DNA

<213> ORGANISM: *Medicago sativa*

<400> SEQUENCE: 45

```

aattcccatg atcttctctc cttcatcaat ggatgccatg tttcataaca ataacaccaa 60
atgtttgatg agctaccaac aattggcgaag agactatggc taagctcgag ctgctcgtct 120
acaagttggt gactttcaaa tacaagtttg tttttggaac accaaatatt ctacatgatc 180
ttcactaag ttgctcacc caatacaaaag attatctagg ccattatca agtaaagagt 240
gaacacgtct aagaccacaa accacaccaa atagaatacg catacatgca acatattgtg 300
caagaagtat ccaactggac tcccattgat tctaaaacta ttttcgtaga gttaaagtta 360
tgacaaactt atcaataaaa aatttgaacg ctggaccaa actttcatct tcaaatcca 420
ccatcgtcta tcctcataaa ttgttttgat tataacacat ctacgtaaat catttgtttt 480
gaacaatact aatttaattt tattaagtca aataacctgc ttagaaaata atccctccac 540
ctcatttaac aatttcttgt caaacacaca ccaagaaaaa aattaatgaa agagaaaaga 600
aatgaaaagg acatggagtt gaatactagc aaaattgatt gaaggaagat tcacaattga 660
aattgaaacc atttaattta ttttcgggtc cataataata aattggtaag aataaaaacc 720

```

-continued

cgatcaagtc cggtagacgta caattccact ccaccaactc cttacttaaa ccctattta	780
taccactct catcctcact cttccttcac ctctcacact ctcttctctc tctcaaaacc	840
ctcacacaaa cgctgcggtt agtgaagaa attcaatcc	879

What is claimed is:

1. A plant comprising in its genome a recombinant DNA construct comprising a polynucleotide operably linked to at least one regulatory element, wherein said polynucleotide encodes a polypeptide having an amino acid sequence of at least 50% sequence identity, based on the Clustal V method of alignment, when compared to SEQ ID NO: 13, 17, 19, or 21 and wherein said plant exhibits altered root architecture when compared to a control plant not comprising said recombinant DNA construct.

2. The plant of claim **1**, wherein the plant is a maize plant or a soybean plant.

3. A plant comprising in its genome:

a recombinant DNA construct comprising:

(a) a polynucleotide operably linked to at least one regulatory element, wherein said polynucleotide encodes a polypeptide having an amino acid sequence of at least 50% sequence identity, based on the Clustal V method of alignment, when compared to SEQ ID NO: 13, 17, 19, or 21, or

(b) a suppression DNA construct comprising at least one regulatory element operably linked to:

(i) all or part of:

(A) a nucleic acid sequence encoding a polypeptide having an amino acid sequence of at least 50% sequence identity, based on the Clustal V method of alignment, when compared to SEQ ID NO: 13, 17, 19, or 21, or

(B) a full complement of the nucleic acid sequence of (b)(i)(A); or

(ii) a region derived from all or part of a sense strand or antisense strand of a target gene of interest, said region having a nucleic acid sequence of at least 50% sequence identity, based on the Clustal V method of alignment, when compared to said all or part of a sense strand or antisense strand from which said region is derived, and wherein said target gene of interest encodes an RT1 or RT1-like polypeptide, and wherein said plant exhibits an alteration of at least one agronomic characteristic when compared to a control plant not comprising said recombinant DNA construct.

4. The plant of claim **3**, wherein the plant is a maize plant or a soybean plant.

5. The plant of claim **3**, wherein said plant exhibits said alteration of said at least one agronomic characteristic when compared, under varying environmental conditions, to said control plant not comprising said recombinant DNA construct.

6. The plant of claim **5**, wherein said varying environmental condition is at least one selected from drought, nitrogen, soil type, insect or disease.

7. The plant of claim **5**, wherein the plant is a maize plant or a soybean plant.

8. The plant of claim **6**, wherein the plant is a maize plant or a soybean plant.

9. The plant of claim **7**, wherein the plant is a maize plant or a soybean plant.

10. The plant of claim **3**, wherein said at least one agronomic characteristic is selected from the group consisting of greenness, yield, growth rate, biomass, fresh weight at maturation, dry weight at maturation, fruit yield, seed yield, total plant nitrogen content, fruit nitrogen content, seed nitrogen content, nitrogen content in a vegetative tissue, total plant free amino acid content, fruit free amino acid content, seed free amino acid content, free amino acid content in a vegetative tissue, total plant protein content, fruit protein content, seed protein content, protein content in a vegetative tissue, drought tolerance, nitrogen uptake, root penetration, root lodging, stalk lodging, plant height, ear length, and harvest index.

11. The plant of claim **10**, wherein the plant is a maize plant or a soybean plant.

12. The plant of claim **3**, wherein said plant exhibits an increase of said at least one agronomic characteristic when compared to said control plant.

13. The plant of claim **12**, wherein the plant is a maize plant or a soybean plant.

14. A method of altering root architecture in a plant, comprising:

(a) introducing into a regenerable plant cell a recombinant DNA construct comprising a polynucleotide operably linked to at least one regulatory sequence, wherein the polynucleotide encodes a polypeptide having an amino acid sequence of at least 50% sequence identity, based on the Clustal V method of alignment, when compared to SEQ ID NO: 13, 17, 19, or 21; and

(b) regenerating a transgenic plant from the regenerable plant cell after step (a), wherein the transgenic plant comprises in its genome the recombinant DNA construct and exhibits altered root architecture when compared to a control plant not comprising the recombinant DNA construct.

15. The method of claim **14**, further comprising:

(c) obtaining a progeny plant derived from the transgenic plant, wherein said progeny plant comprises in its genome the recombinant DNA construct and exhibits altered root architecture when compared to a control plant not comprising the recombinant DNA construct.

16. A method of evaluating root architecture in a plant, comprising:

(a) introducing into a regenerable plant cell a recombinant DNA construct comprising a polynucleotide operably linked to at least one regulatory sequence, wherein the polynucleotide encodes a polypeptide having an amino acid sequence of at least 50% sequence identity, based on the Clustal V method of alignment, when compared to SEQ ID NO: 13, 17, 19, or 21;

- (b) regenerating a transgenic plant from the regenerable plant cell after step (a), wherein the transgenic plant comprises in its genome the recombinant DNA construct; and
- (c) evaluating root architecture of the transgenic plant compared to a control plant not comprising the recombinant DNA construct.
- 17.** The method of claim **16**, further comprising:
- (d) obtaining a progeny plant derived from the transgenic plant, wherein the progeny plant comprises in its genome the recombinant DNA construct; and
- (e) evaluating root architecture of the progeny plant compared to a control plant not comprising the recombinant DNA construct.
- 18.** A method of evaluating root architecture in a plant, comprising:
- (a) introducing into a regenerable plant cell a recombinant DNA construct comprising a polynucleotide operably linked to at least one regulatory sequence, wherein the polynucleotide encodes a polypeptide having an amino acid sequence of at least 50% sequence identity, based on the Clustal V method of alignment, when compared to SEQ ID NO: 13, 17, 19, or 21;
- (b) regenerating a transgenic plant from the regenerable plant cell after step (a), wherein the transgenic plant comprises in its genome the recombinant DNA construct;
- (c) obtaining a progeny plant derived from the transgenic plant, wherein the progeny plant comprises in its genome the recombinant DNA construct; and
- (d) evaluating root architecture of the progeny plant compared to a control plant not comprising the recombinant DNA construct.
- 19.** A method of determining an alteration of an agronomic characteristic in a plant, comprising:
- (a) introducing into a regenerable plant cell a recombinant DNA construct comprising a polynucleotide operably linked to at least one regulatory sequence, wherein the polynucleotide encodes a polypeptide having an amino acid sequence of at least 50% sequence identity, based on the Clustal V method of alignment, when compared to SEQ ID NO: 13, 17, 19, or 21;
- (b) regenerating a transgenic plant from the regenerable plant cell after step (a), wherein the transgenic plant comprises in its genome the recombinant DNA construct; and
- (c) determining whether the transgenic plant exhibits an alteration of at least one agronomic characteristic when compared to a control plant not comprising the recombinant DNA construct.
- 20.** The method of claim **19**, further comprising:
- (d) obtaining a progeny plant derived from the transgenic plant, wherein the progeny plant comprises in its genome the recombinant DNA construct; and
- (e) determining whether the progeny plant exhibits an alteration of at least one agronomic characteristic when compared to a control plant not comprising the recombinant DNA construct.
- 21.** The method of claim **19**, wherein said determining step comprises determining whether the transgenic plant exhibits an alteration of at least one agronomic characteristic when compared, under varying environmental conditions, to a control plant not comprising the recombinant DNA construct.
- 22.** The method of claim **20**, wherein said varying environmental condition is at least one selected from drought, nitrogen, soil type, insect or disease.
- 23.** The method of claim **20**, wherein step (e) comprises determining whether the progeny plant exhibits an alteration of at least one agronomic characteristic when compared, under varying environmental conditions, to a control plant not comprising the recombinant DNA construct.
- 24.** The method of claim **23**, wherein said varying environmental condition is at least one selected from drought, nitrogen, soil type, insect or disease.
- 25.** A method of determining an alteration of an agronomic characteristic in a plant, comprising:
- (a) introducing into a regenerable plant cell a recombinant DNA construct comprising a polynucleotide operably linked to at least one regulatory sequence, wherein the polynucleotide encodes a polypeptide having an amino acid sequence of at least 50% sequence identity, based on the Clustal V method of alignment, when compared to SEQ ID NO: 13, 17, 19, or 21;
- (b) regenerating a transgenic plant from the regenerable plant cell after step (a), wherein the transgenic plant comprises in its genome the recombinant DNA construct;
- (c) obtaining a progeny plant derived from the transgenic plant, wherein the progeny plant comprises in its genome the recombinant DNA construct; and
- (d) determining whether the progeny plant exhibits an alteration of at least one agronomic characteristic when compared to a control plant not comprising the recombinant DNA construct.
- 26.** The method of claim **25**, wherein step (d) comprises determining whether the transgenic plant exhibits an alteration of at least one agronomic characteristic when compared, under varying environmental conditions, to a control plant not comprising the recombinant DNA construct.
- 27.** A method of determining an alteration of an agronomic characteristic in a plant, comprising:
- (a) introducing into a regenerable plant cell a suppression DNA construct comprising at least one regulatory element operably linked to:
- (i) all or part of:
- (A) a nucleic acid sequence encoding a polypeptide having an amino acid sequence of at least 50% sequence identity, based on the Clustal V method of alignment, when compared to SEQ ID NO: 13, 17, 19, or 21, or
- (B) a full complement of the nucleic acid sequence of (a)(i)(A); or
- (ii) a region derived from all or part of a sense strand or antisense strand of a target gene of interest, said region having a nucleic acid sequence of at least 50% sequence identity, based on the Clustal V method of alignment, when compared to said all or part of a sense strand or antisense strand from which said region is derived, and wherein said target gene of interest encodes a RT1 or RT1-like polypeptide;
- (b) regenerating a transgenic plant from the regenerable plant cell after step (a), wherein the transgenic plant comprises in its genome the suppression DNA construct; and

(c) determining whether the transgenic plant exhibits an alteration of at least one agronomic characteristic when compared to a control plant not comprising the suppression DNA construct.

28. The method of claim 27, wherein said determining step comprises determining whether the transgenic plant exhibits an alteration of at least one agronomic characteristic when compared, under varying environmental conditions, to a control plant not comprising the suppression DNA construct.

29. The method of claim 28, wherein said varying environmental condition is at least one selected from drought, nitrogen, soil type, insect or disease.

30. The method of claim 27, further comprising:

(d) obtaining a progeny plant derived from the transgenic plant, wherein the progeny plant comprises in its genome the suppression DNA construct; and

(e) determining whether the progeny plant exhibits an alteration of at least one agronomic characteristic when compared to a control plant not comprising the suppression DNA construct.

31. The method of claim 30, wherein step (e) comprises determining whether the progeny plant exhibits an alteration of at least one agronomic characteristic when compared, under varying environmental conditions, to a control plant not comprising the suppression DNA construct.

32. The method of claim 31, wherein said varying environmental condition is at least one selected from drought, nitrogen, soil type, insect or disease.

33. A method of determining an alteration of an agronomic characteristic in a plant, comprising:

(a) introducing into a regenerable plant cell a suppression DNA construct comprising at least one regulatory element operably linked to:

(i) all or part of:

(A) a nucleic acid sequence encoding a polypeptide having an amino acid sequence of at least 50% sequence identity, based on the Clustal V method of alignment, when compared to SEQ ID NO: 13, 17, 19, or 21, or

(B) a full complement of the nucleic acid sequence of (a)(i)(A); or

(ii) a region derived from all or part of a sense strand or antisense strand of a target gene of interest, said region having a nucleic acid sequence of at least 50% sequence identity, based on the Clustal V method of alignment, when compared to said all or part of a sense strand or antisense strand from which said region is derived, and wherein said target gene of interest encodes a RT1 or RT1-like polypeptide;

(b) regenerating a transgenic plant from the regenerable plant cell after step (a), wherein the transgenic plant comprises in its genome the suppression DNA construct and exhibits altered root architecture when compared to a control plant not comprising the suppression DNA construct;

(c) obtaining a progeny plant derived from the transgenic plant, wherein the progeny plant comprises in its genome the suppression DNA construct; and

(d) determining whether the progeny plant exhibits an alteration of at least one agronomic characteristic when compared to a control plant not comprising the suppression DNA construct.

34. The method of claim 33, wherein step (d) comprises determining whether the transgenic plant exhibits an alter-

ation of at least one agronomic characteristic when compared, under varying environmental conditions, to a control plant not comprising the recombinant DNA construct.

35. The method of claim 34, wherein said varying environmental condition is at least one selected from drought, nitrogen, soil type, insect or disease.

36. A method of altering root architecture in a plant, comprising:

(a) introducing into a regenerable plant cell a suppression DNA construct comprising at least one regulatory element operably linked to:

(i) all or part of:

(A) a nucleic acid sequence encoding a polypeptide having an amino acid sequence of at least 50% sequence identity, based on the Clustal V method of alignment, when compared to SEQ ID NO: 13, 17, 19, or 21, or

(B) a full complement of the nucleic acid sequence of (a)(i)(A); or

(ii) a region derived from all or part of a sense strand or antisense strand of a target gene of interest, said region having a nucleic acid sequence of at least 50% sequence identity, based on the Clustal V method of alignment, when compared to said all or part of a sense strand or antisense strand from which said region is derived, and wherein said target gene of interest encodes a RT1 or RT1-like polypeptide; and

(b) regenerating a transgenic plant from the regenerable plant cell after step (a), wherein the transgenic plant comprises in its genome the suppression DNA construct and wherein the transgenic plant exhibits altered root architecture when compared to a control plant not comprising the suppression DNA construct.

37. The method of claim 36, further comprising:

(c) obtaining a progeny plant derived from the transgenic plant, wherein said progeny plant comprises in its genome the recombinant DNA construct and wherein the progeny plant exhibits altered root architecture when compared to a control plant not comprising the suppression DNA construct.

38. A method of evaluating root architecture in a plant, comprising:

(a) introducing into a regenerable plant cell a suppression DNA construct comprising at least one regulatory element operably linked to:

(i) all or part of:

(A) a nucleic acid sequence encoding a polypeptide having an amino acid sequence of at least 50% sequence identity, based on the Clustal V method of alignment, when compared to SEQ ID NO: 13, 17, 19, or 21, or

(B) a full complement of the nucleic acid sequence of (a)(i)(A); or

(ii) a region derived from all or part of a sense strand or antisense strand of a target gene of interest, said region having a nucleic acid sequence of at least 50% sequence identity, based on the Clustal V method of alignment, when compared to said all or part of a sense strand or antisense strand from which said region is derived, and wherein said target gene of interest encodes a RT1 or RT1-like polypeptide;

- (b) regenerating a transgenic plant from the regenerable plant cell after step (a), wherein the transgenic plant comprises in its genome the suppression DNA construct; and
 - (c) evaluating root architecture of the transgenic plant compared to a control plant not comprising the suppression DNA construct.
- 39.** The method of claim **38**, further comprising:
- (d) obtaining a progeny plant derived from the transgenic plant, wherein the progeny plant comprises in its genome the suppression DNA construct; and
 - (e) evaluating root architecture of the progeny plant compared to a control plant not comprising the suppression DNA construct.
- 40.** A method of evaluating root architecture in a plant, comprising:
- (a) introducing into a regenerable plant cell a suppression DNA construct comprising at least one regulatory element operably linked to:
 - (i) all or part of:
 - (A) a nucleic acid sequence encoding a polypeptide having an amino acid sequence of at least 50% sequence identity, based on the Clustal V method of alignment, when compared to SEQ ID NO: 13, 17, 19, or 21, or
 - (B) a full complement of the nucleic acid sequence of (a)(i)(A); or
 - (ii) a region derived from all or part of a sense strand or antisense strand of a target gene of interest, said region having a nucleic acid sequence of at least 50% sequence identity, based on the Clustal V method of alignment, when compared to said all or part of a sense strand or antisense strand from which said region is derived, and wherein said target gene of interest encodes a RT1 or RT1-like polypeptide;
 - (b) regenerating a transgenic plant from the regenerable plant cell after step (a), wherein the transgenic plant comprises in its genome the suppression DNA construct;
 - (c) obtaining a progeny plant derived from the transgenic plant, wherein the progeny plant comprises in its genome the suppression DNA construct; and
 - (d) evaluating root architecture of the progeny plant compared to a control plant not comprising the suppression DNA construct.
- 41.** An isolated polynucleotide comprising:
- (i) a nucleic acid sequence encoding a polypeptide having an amino acid sequence of at least 80%, sequence identity,

- tity, based on the Clustal V method of alignment, when compared to SEQ ID NO:13 or 21; or
 - (ii) a full complement of the nucleic acid sequence of (i).
- 42.** An isolated polynucleotide comprising:
- (i) a nucleic acid sequence encoding a polypeptide having an amino acid sequence of at least 85%, sequence identity, based on the Clustal V method of alignment, when compared to SEQ ID NO:13 or 21 or
 - (ii) a full complement of the nucleic acid sequence of (i).
- 43.** An isolated polynucleotide comprising:
- (i) a nucleic acid sequence encoding a polypeptide having an amino acid sequence of at least 90%, sequence identity, based on the Clustal V method of alignment, when compared to SEQ ID NO:13 or 21; or
 - (ii) a full complement of the nucleic acid sequence of (i).
- 44.** An isolated polynucleotide comprising:
- (i) a nucleic acid sequence encoding a polypeptide having an amino acid sequence of at least 95%, sequence identity, based on the Clustal V method of alignment, when compared to SEQ ID NO:13 or 21; or
 - (ii) a full complement of the nucleic acid sequence of (i).
- 45.** The polynucleotide of claim **41**, wherein the polypeptide sequence comprises SEQ ID NO:13 or 21.
- 46.** The polynucleotide of claim **41**, wherein the nucleic acid sequence comprises SEQ ID NO:12 or 20.
- 47.** A vector comprising the polynucleotide of claim **41**.
- 48.** A recombinant DNA construct comprising the polynucleotide of claim **41** operably linked to at least one regulatory sequence.
- 49.** A method for transforming a cell, comprising transforming a cell with the polynucleotide of claim **41**.
- 50.** A cell comprising the recombinant DNA construct of claim **48**.
- 51.** A method for producing a plant comprising transforming a plant cell with the polynucleotide of claim **41** and regenerating a plant from the transformed plant cell.
- 52.** The isolated polynucleotide of claim **41**, wherein the polypeptide sequence comprises at least one motif selected from the group consisting of SEQ ID NOs:22 and 23, wherein said motif is a substantially conserved subsequence.
- 53.** An isolated polynucleotide encoding a polypeptide, wherein expression of said polypeptide results in an altered root architecture and wherein the polypeptide sequence comprises at least one motif selected from the group consisting of SEQ ID NOs:22 and 23, wherein said motif is a substantially conserved subsequence.

* * * * *