



US00D450615B1

(12) **United States Design Patent** (10) **Patent No.:** **US D450,615 S**
Ambar (45) **Date of Patent:** **** Nov. 20, 2001**

(54) **EARRING**

(76) Inventor: **Betzalel Ambar**, 15824 Woodvale,
Encino, CA (US) 91436

(**) Term: **14 Years**

(21) Appl. No.: **29/136,378**

(22) Filed: **Jan. 30, 2001**

(51) **LOC (7) Cl.** **11-01**

(52) **U.S. Cl.** **D11/76**

(58) **Field of Search** D11/76, 40, 45,
D11/46, 79, 1, 2, 3; 63/1.1, 12-13, 18-19,
20-21, 26-28, 38, 14.1, 14.2, 14.3

(56) **References Cited**

U.S. PATENT DOCUMENTS

D. 162,420	*	3/1951	Katz	D11/53
245,297	*	8/1881	Heckmann	D11/40
D. 266,912	*	11/1982	Barr	D11/79
D. 292,560	*	11/1987	Di Maria et al.	D11/42
D. 308,651	*	6/1990	Bulgari	D11/45
D. 308,652	*	6/1990	Bulgari	D11/43
D. 408,753	*	4/1999	Bergagnini	D11/3

* cited by examiner

Primary Examiner—Louis S. Zarfes

Assistant Examiner—Barbara Wyatt Crawford

(74) *Attorney, Agent, or Firm*—Howard C. Miskin; Gloria Tsui-Yip

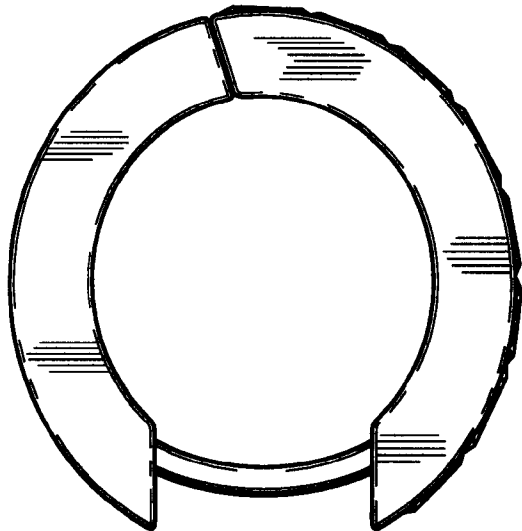

(57) **CLAIM**

The ornamental design for a earring, as shown and described.

DESCRIPTION

FIG. 1 is a front elevational view of my new earring design; FIG. 2 is a rear elevational view thereof; FIG. 3 is a left side view thereof; the right side view being a mirror image thereof; FIG. 4 is a top plan view thereof; FIG. 5 is a bottom plan view thereof; FIG. 6 is a front elevational view of a second embodiment of my new earring design; FIG. 7 is a rear plan view thereof; FIG. 8 is a left side view thereof; the right side view being a mirror image thereof; FIG. 9 is a top plan view thereof; FIG. 10 is a bottom plan view thereof; FIG. 11 is a front elevational view of a third embodiment of my new earring design; FIG. 12 is a rear elevational view thereof; FIG. 13 is a left side view thereof; the right side view being a mirror image thereof; FIG. 14 is a top plan view thereof; and, FIG. 15 is a bottom plan view thereof. The darker shaded gemstones in FIGS. 1, 4-6, 9-11 and 14-15 illustrate gemstones of a contrasting color.

1 Claim, 6 Drawing Sheets






FIG. 1

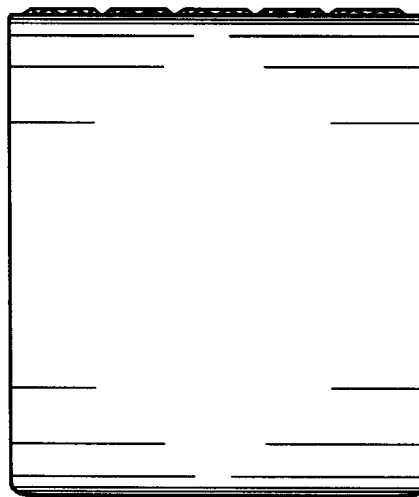


FIG. 2

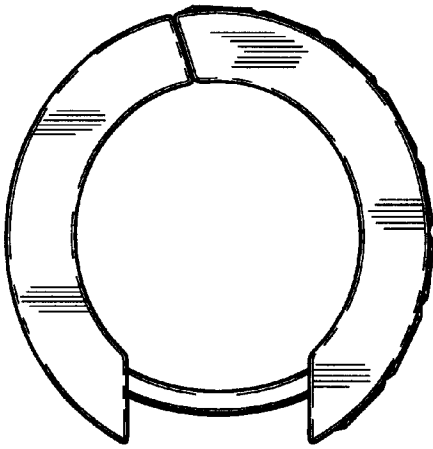


FIG. 3

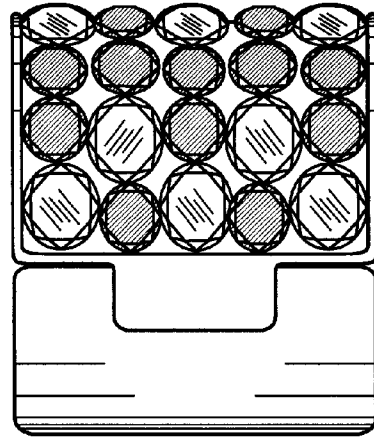


FIG. 4




FIG. 5

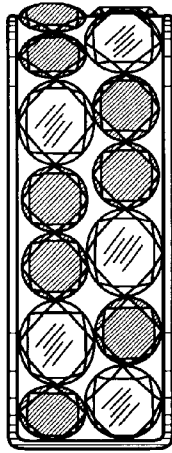


FIG. 6




FIG. 7

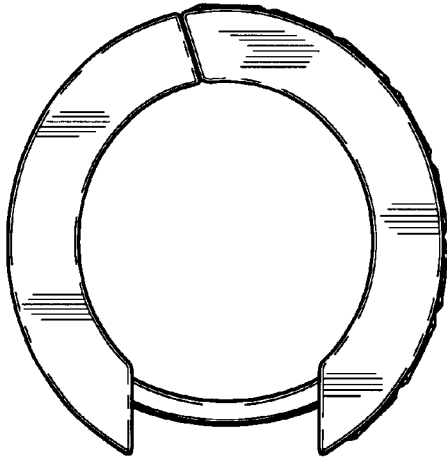


FIG. 8

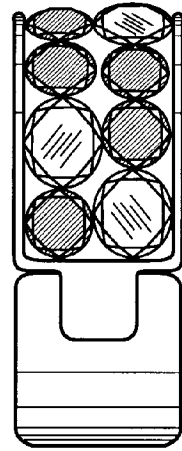


FIG. 9

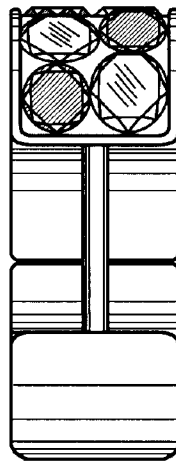


FIG. 10

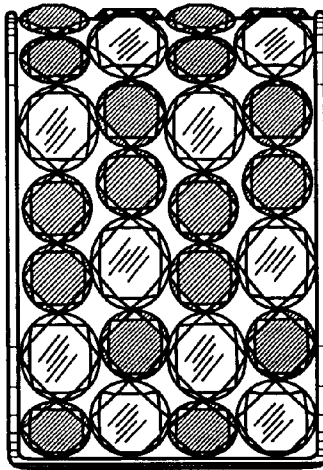


FIG. 11

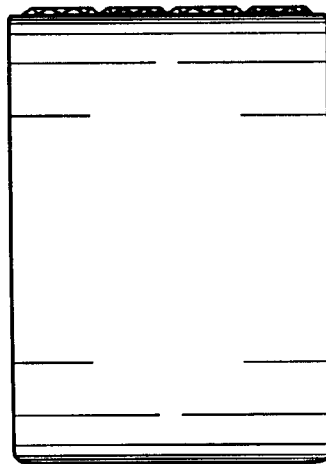


FIG. 12

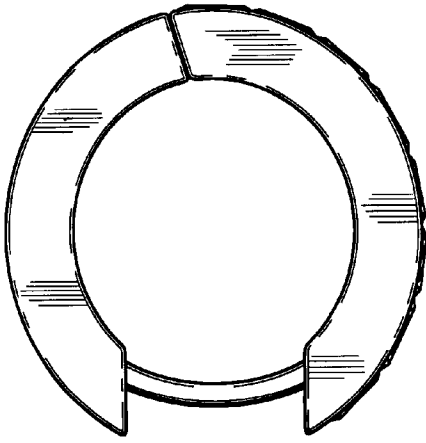


FIG. 13

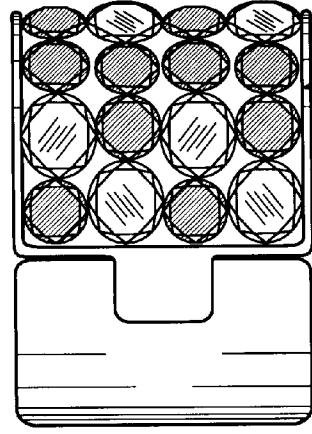


FIG. 14




FIG. 15