



(12) **United States Design Patent**
Zhang et al.

(10) **Patent No.:** **US D835,589 S**
(45) **Date of Patent:** **** Dec. 11, 2018**

(54) **CONTROLLER FOR CONTROLLING CHARGING CURRENT**

(71) Applicant: **Jiangyin SINBON Electronics Co., Ltd.**, Jiangsu (CN)

(72) Inventors: **Xue-Feng Zhang**, Jiangsu (CN); **Jian Zhou**, Jiangsu (CN)

(73) Assignee: **Jiangyin SINBON Electronics Co., Ltd.**, Jiangsu (CN)

(**) Term: **15 Years**

(21) Appl. No.: **29/626,095**

(22) Filed: **Nov. 15, 2017**

(51) **LOC (11) Cl.** **13-03**

(52) **U.S. Cl.**
USPC **D13/171**

(58) **Field of Classification Search**
USPC D13/107, 108, 118, 119, 162, 168, 199;
D14/218, 333, 358, 354
CPC B60L 11/1816; B60L 11/1818; B60L 11/1851
See application file for complete search history.

(56) **References Cited**

U.S. PATENT DOCUMENTS

D662,879	S *	7/2012	Steinbuechel, IV	D13/107
D682,199	S *	5/2013	Rautiainen	D13/108
D733,046	S *	6/2015	Shin	D13/107
D736,716	S *	8/2015	Hough	D13/107
D737,203	S *	8/2015	Shin	D13/110
D743,381	S *	11/2015	Pi	D14/218
9,948,024	B1 *	4/2018	Zhang	B60L 11/1816

2011/0148191	A1 *	6/2011	Nakamura	B60L 3/0069 307/10.1
2011/0204715	A1 *	8/2011	Nakamura	B60L 11/1818 307/10.1
2011/0290700	A1 *	12/2011	Beck	B60L 11/1816 206/701
2012/0048617	A1 *	3/2012	Mihara	B60L 3/0069 174/77 R
2014/0292272	A1 *	10/2014	Inagaki	H01H 47/22 320/109
2015/0054461	A1 *	2/2015	Mueller	B60L 11/1818 320/109
2018/0208067	A1 *	7/2018	Zhou	B60L 11/1851

* cited by examiner

Primary Examiner — Selina Sikder

(74) *Attorney, Agent, or Firm* — Alan D. Kamrath;
Kamrath IP Lawfirm, P.A.

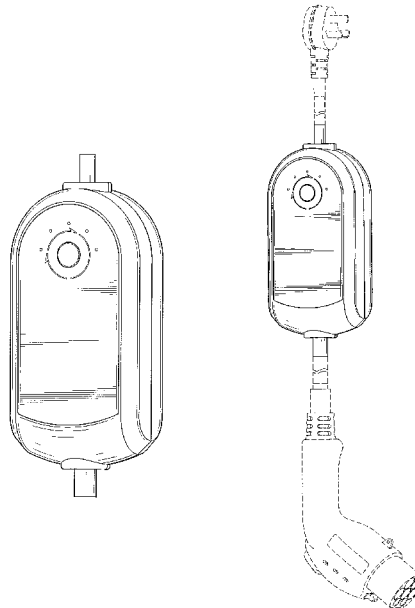
(57) **CLAIM**

The ornamental design for a controller for controlling charging current, as shown and described.

DESCRIPTION

FIG. 1 is a perspective view of a controller for controlling charging current, showing my new design;
FIG. 2 is a front view thereof;
FIG. 3 is a rear view thereof;
FIG. 4 is a left side view thereof;
FIG. 5 is a right side view thereof;
FIG. 6 is a top view thereof;
FIG. 7 is a bottom view thereof; and,
FIG. 8 is an operational perspective view showing an embodiment of the claimed design; wherein the broken lines are shown for illustrative purposes only and form no part of the claimed design.

1 Claim, 8 Drawing Sheets



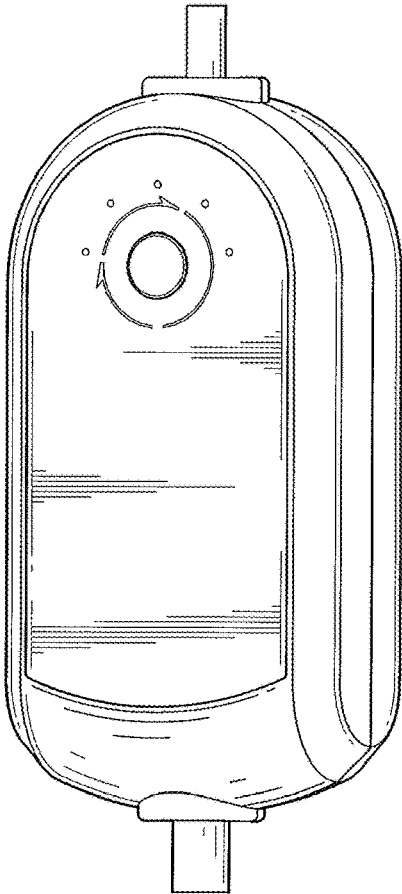


FIG. 1

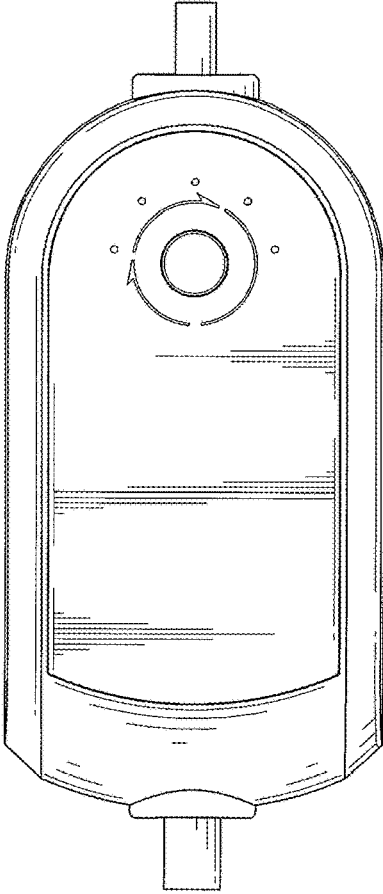


FIG. 2

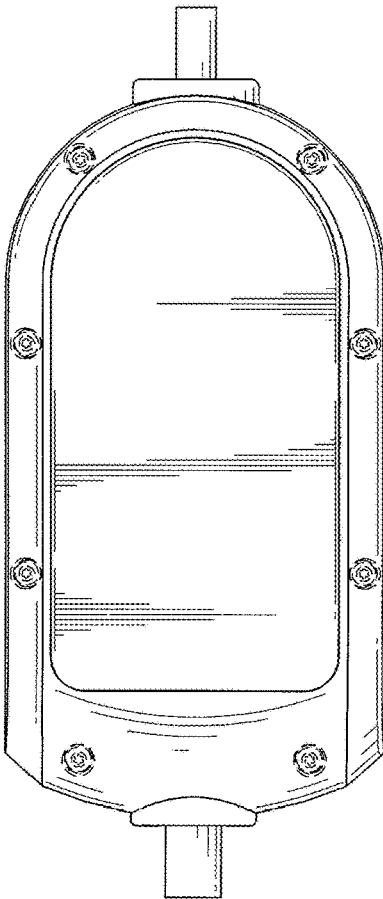


FIG. 3

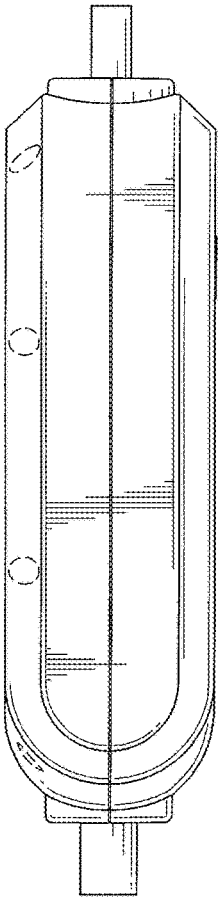


FIG. 4

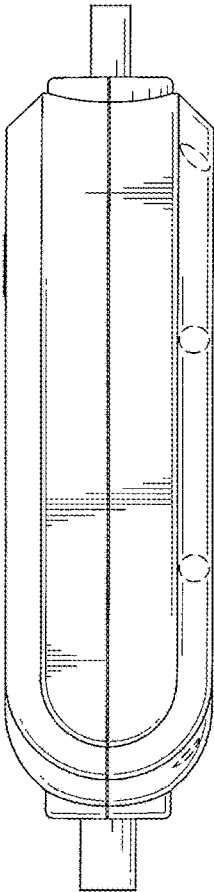


FIG. 5

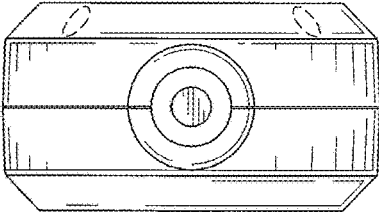


FIG. 6

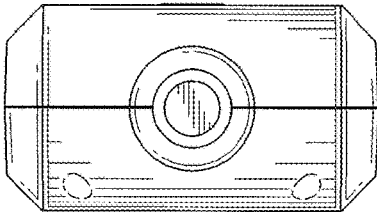


FIG. 7

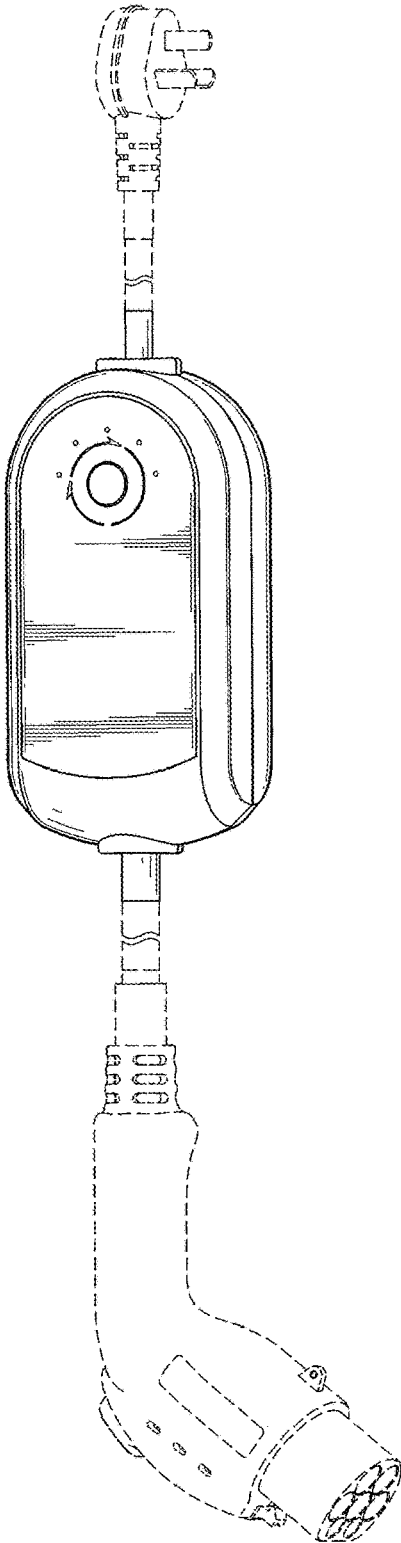


FIG. 8