

(12) **United States Design Patent**
Gao

(10) **Patent No.:** **US D879,720 S**
(45) **Date of Patent:** **** Mar. 31, 2020**

(54) **ELECTRIC SOCKET**
(71) Applicant: **Ningbo Gongniu Digital Technology Co., Ltd., Zhejiang (CN)**
(72) Inventor: **Shibo Gao, Zhejiang (CN)**
(73) Assignee: **NINGBO GONGNIU DIGITAL TECHNOLOGY CO., LTD, Ningbo, Zhejiang (CN)**

Primary Examiner — Rosemary K Tarcza
Assistant Examiner — Christy M Nemeth
(74) *Attorney, Agent, or Firm* — Foley & Lardner LLP; Antoinette F. Konski; Marshall J. Brown

(**) Term: **15 Years**
(21) Appl. No.: **29/649,657**
(22) Filed: **May 31, 2018**

(57) **CLAIM**
The ornamental design for an electric socket, as shown and described.

(30) **Foreign Application Priority Data**
Dec. 5, 2017 (CN) 2017 3 0611844
(51) **LOC (12) Cl.** **13-03**
(52) **U.S. Cl.**
USPC **D13/137.3**
(58) **Field of Classification Search**
USPC D13/103, 107, 108, 110, 123, 133,
D13/137.1–137.4, 138.1–138.2,
(Continued)

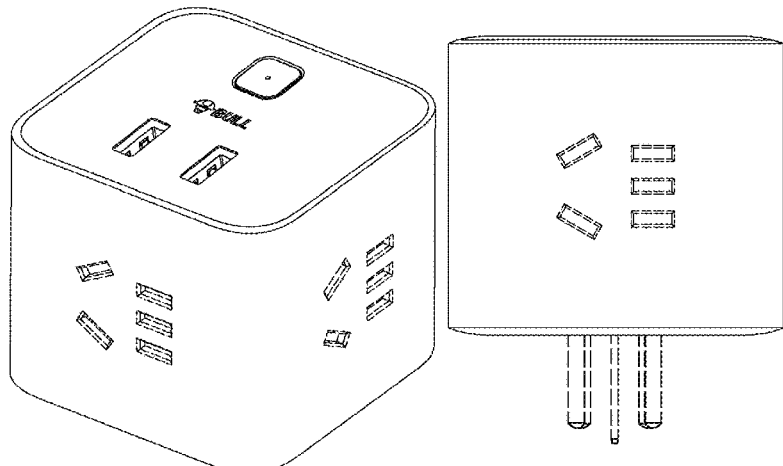
DESCRIPTION

FIG. 1 is a top perspective view of an electric socket according to a first embodiment of the design; FIG. 2 is a front elevation view thereof; FIG. 3 is a rear elevation view thereof; FIG. 4 is a left side elevation view thereof; FIG. 5 is a right side elevation view thereof; FIG. 6 is a top plan view thereof; FIG. 7 is a bottom plan view thereof; FIG. 8 is a top perspective view of the electric socket according to a second embodiment of the design; FIG. 9 is a front elevation view thereof; FIG. 10 is a rear elevation view thereof; FIG. 11 is a left side elevation view thereof; FIG. 12 is a right side elevation view thereof; FIG. 13 is a top plan view thereof; FIG. 14 is a bottom plan view thereof; FIG. 15 is a top perspective view of the electric socket according to a third embodiment of the design; FIG. 16 is a front elevation view thereof; FIG. 17 is a rear elevation view thereof; FIG. 18 is a left side elevation view thereof; FIG. 19 is a right side elevation view thereof; FIG. 20 is a top plan view thereof; FIG. 21 is a bottom plan view thereof; FIG. 22 is a top perspective view of the electric socket according to a fourth embodiment of the design; FIG. 23 is a front elevation view thereof; FIG. 24 is a rear elevation view thereof; FIG. 25 is a left side elevation view thereof; FIG. 26 is a right side elevation view thereof; FIG. 27 is a top plan view thereof; and, FIG. 28 is a bottom plan view thereof.

(56) **References Cited**
U.S. PATENT DOCUMENTS
D375,080 S * 10/1996 Sandor D13/138.2
D566,654 S * 4/2008 Ivanova D13/139.7
(Continued)

OTHER PUBLICATIONS
Amazon.com: BULL 3 USB Ports 3 AC Outlets Power Strip with Rotating Flat Plug. Date first available of Nov. 1, 2017. Retrieved from the internet at <<https://www.amazon.com/Protector-Rotating-charging-nightstand-Extension/dp/B0773C4VVV6/>>, Aug. 15, 2019. 1 page. (Year: 2017).*

(Continued)



The broken lines in the drawings are for the purpose of illustrating portions of the electric socket that form no part of the claimed design.

1 Claim, 16 Drawing Sheets

(58) **Field of Classification Search**

USPC D13/139.1-139.8, 152, 154, 184, 118,
D13/119, 199
CPC H01R 25/00; H01R 25/006; H01R 13/00;
H01R 13/04; H01R 13/10; H01R
13/6666; H01R 13/6675; H01R 13/62;
H01R 13/66; H01R 9/00; H01R 11/00;
H01H 2207/00; H01H 2207/022; H01H
2203/00; H02J 7/00; H02J 7/0003; H02J
7/0011; H02J 7/0013; H02J 7/0054; H02J
7/0055; H02J 7/0057; H01M 2/02; H01M
2/022; H01M 2/0202; H01M 2/0207;
H01M 2/0212; H01M 2220/10; H01M
2220/20; Y02E 60/12; Y02E 60/122;
Y02E 60/124; Y02E 60/50; H02G 3/285;
Y02T 90/14; Y02T 90/122; Y02T 90/128;
Y02T 90/163

See application file for complete search history.

(56) **References Cited**

U.S. PATENT DOCUMENTS

D583,316 S * 12/2008 Sade D13/108
D587,192 S * 2/2009 McGinley D13/110
D611,409 S * 3/2010 Green D13/110
D611,415 S * 3/2010 Andre D13/108
D614,129 S * 4/2010 Nylen D13/108
D614,130 S * 4/2010 Nylen D13/108
D621,348 S * 8/2010 Nylen D13/108
D621,349 S * 8/2010 Nylen D13/108
D623,136 S * 9/2010 Andre D13/108
D627,728 S * 11/2010 Smith D13/108
D627,729 S * 11/2010 Smith D13/108

D638,357 S * 5/2011 Sasada D13/110
D653,208 S * 1/2012 Au D13/108
D653,614 S * 2/2012 Au D13/108
D653,615 S * 2/2012 Au D13/108
D654,020 S * 2/2012 Au D13/108
D655,243 S * 3/2012 Au D13/108
D663,267 S * 7/2012 Kim D13/110
D663,687 S * 7/2012 Liu D13/108
D680,492 S * 4/2013 Smith D13/110
D683,314 S * 5/2013 Andre D13/108
D693,764 S * 11/2013 Hok Man D13/108
D704,630 S * 5/2014 Liu D13/108
D705,725 S * 5/2014 Ryu D13/108
D711,823 S * 8/2014 Akana D13/110
D718,714 S * 12/2014 Si D13/110
D730,823 S * 6/2015 Leung D13/108
D734,259 S * 7/2015 Cepress D13/110
D734,260 S * 7/2015 Cepress D13/110
D740,751 S * 10/2015 Akana D13/110
D742,309 S * 11/2015 Sumida D13/108
9,236,699 B2 * 1/2016 Lai H01R 31/065
9,343,850 B2 * 5/2016 Colahan H01R 13/6675
D763,190 S * 8/2016 Akana D13/110
D778,835 S * 2/2017 Akana D13/110
D790,465 S * 6/2017 Zhao D13/110
D791,076 S * 7/2017 Kim D13/108
D798,233 S * 9/2017 Huang D13/108
D798,806 S * 10/2017 Soriano D13/108
D799,422 S * 10/2017 Chen D13/108
D804,412 S * 12/2017 Huang D13/108
D807,298 S * 1/2018 Xu D13/139.8
D808,903 S * 1/2018 Koenig D13/110
D808,904 S * 1/2018 Koenig D13/110
D820,206 S * 6/2018 Cai D13/108
D821,972 S * 7/2018 Wei D13/108
D826,163 S * 8/2018 Xu D13/139.8
D826,853 S * 8/2018 Nauroy D13/108
D834,516 S * 11/2018 Jin D13/108
D834,520 S * 11/2018 Eshelman D13/139.7
D839,823 S * 2/2019 Lemelson D13/103
D841,582 S * 2/2019 Tian D13/108
D842,803 S * 3/2019 Nishizawa D13/108
D845,898 S * 4/2019 Laffon de Mazieres D13/110
D851,598 S * 6/2019 Liang D13/139.7

* cited by examiner

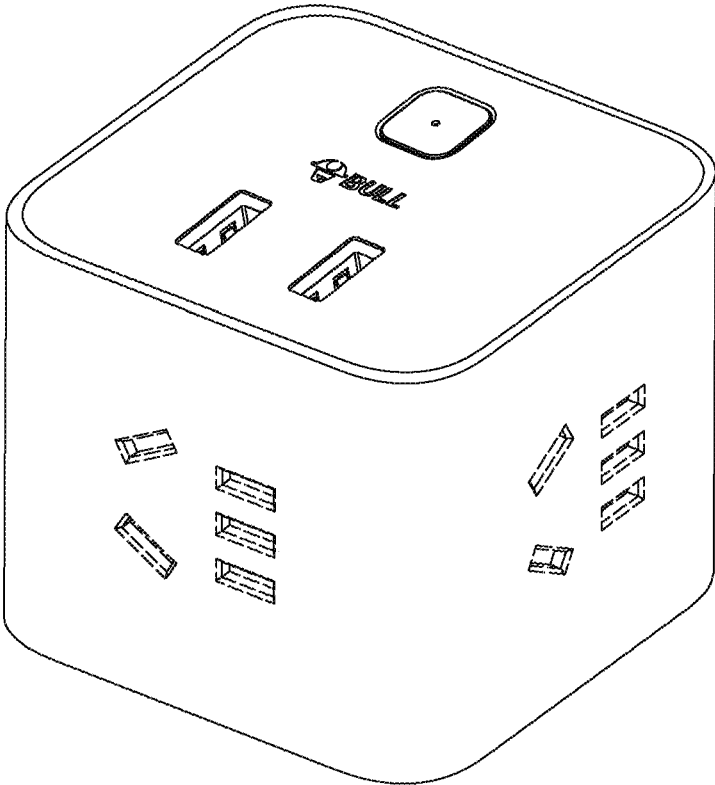


FIG 1

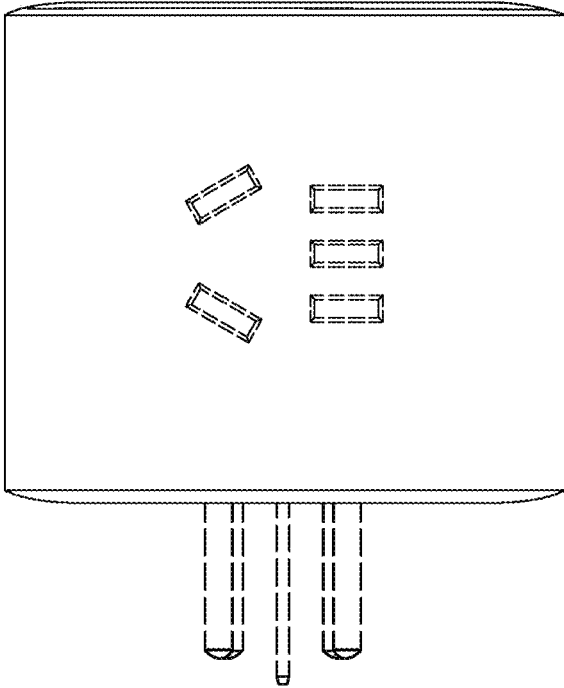


FIG 2

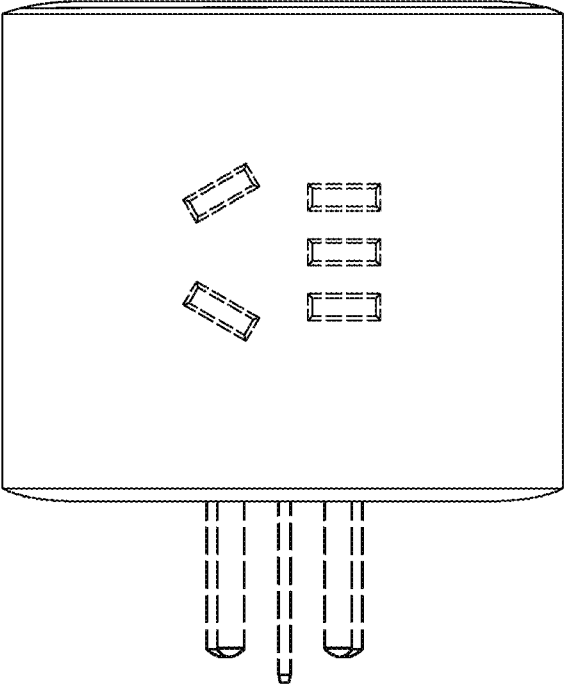


FIG 3

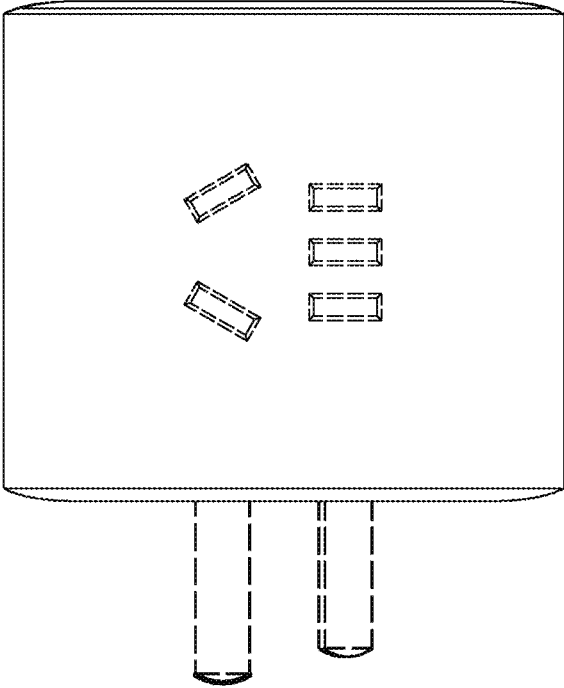


FIG 4

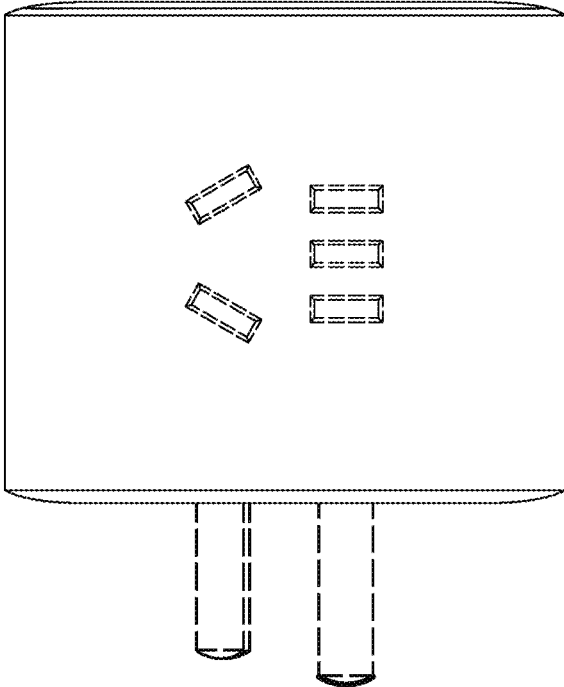


FIG 5

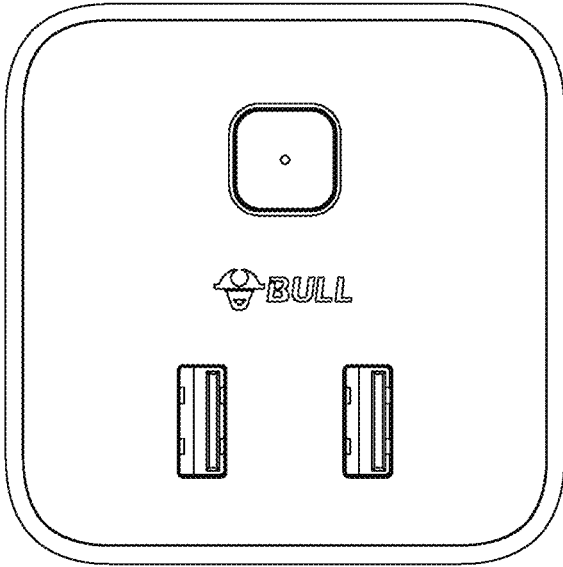


FIG 6

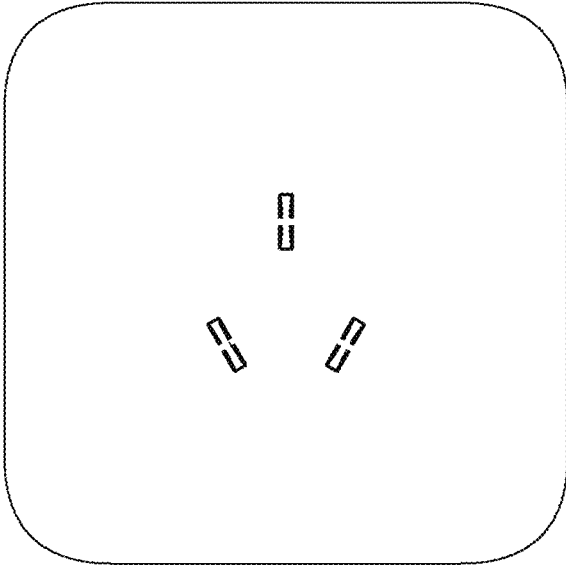


FIG 7

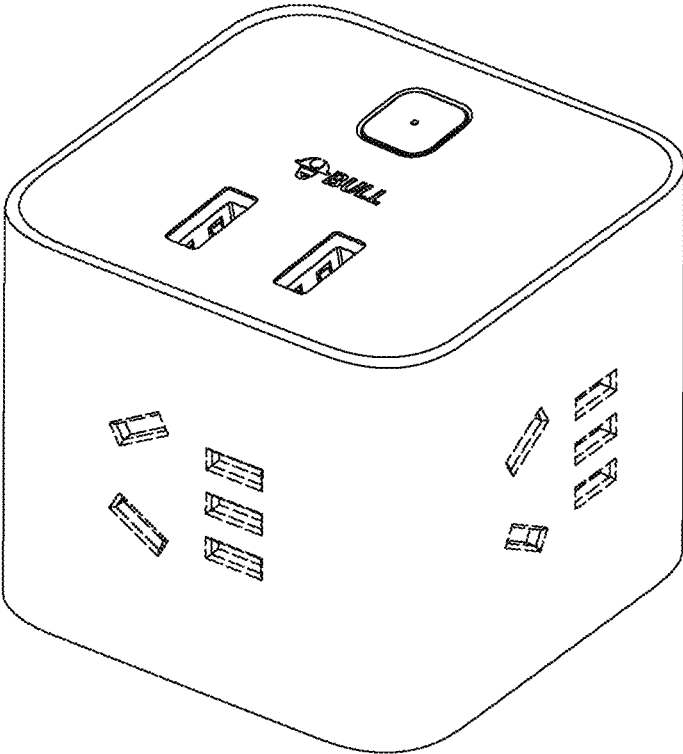


FIG 8

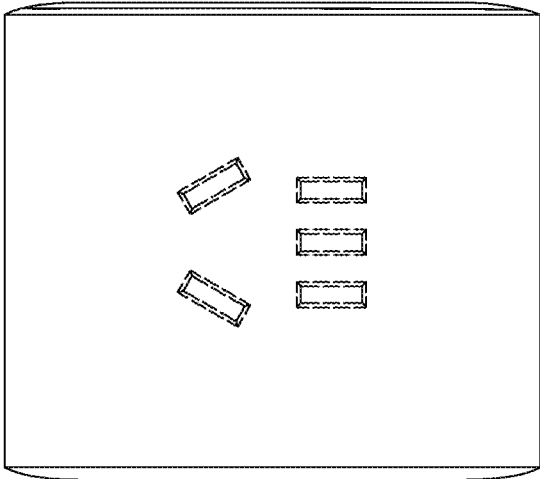


FIG 9

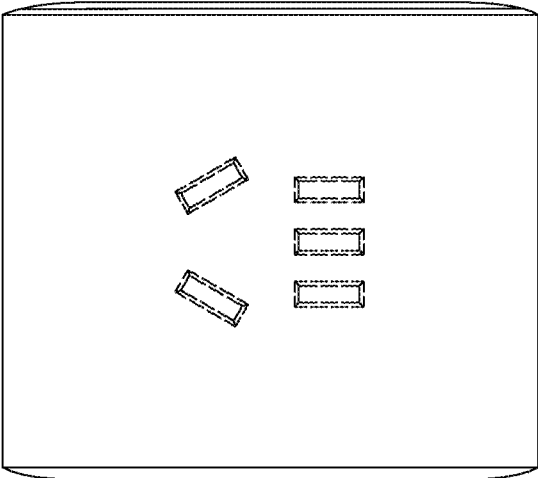


FIG 10

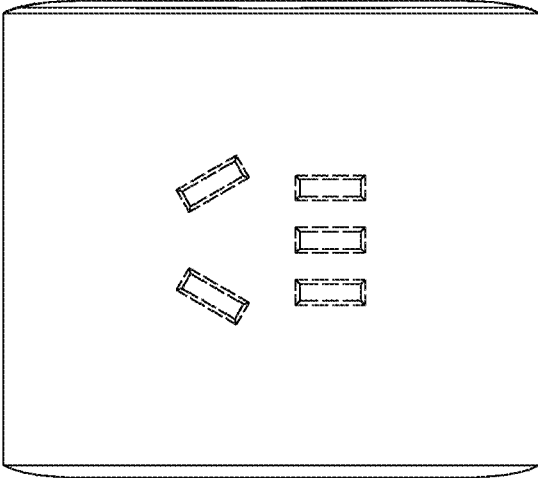


FIG 11

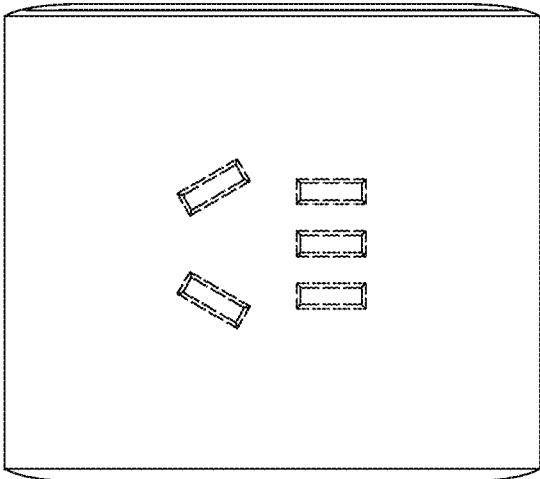


FIG 12

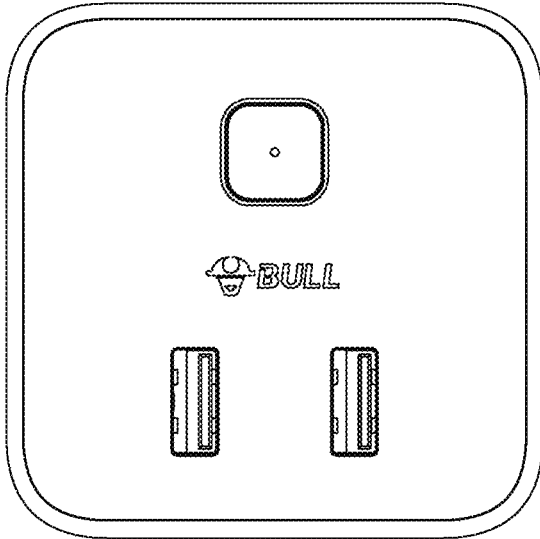


FIG 13

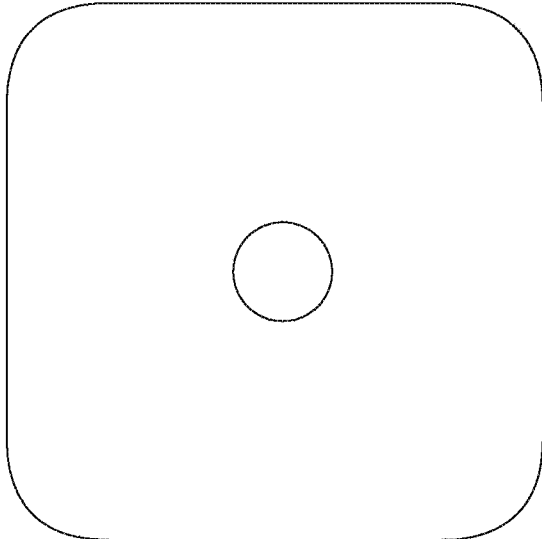


FIG 14

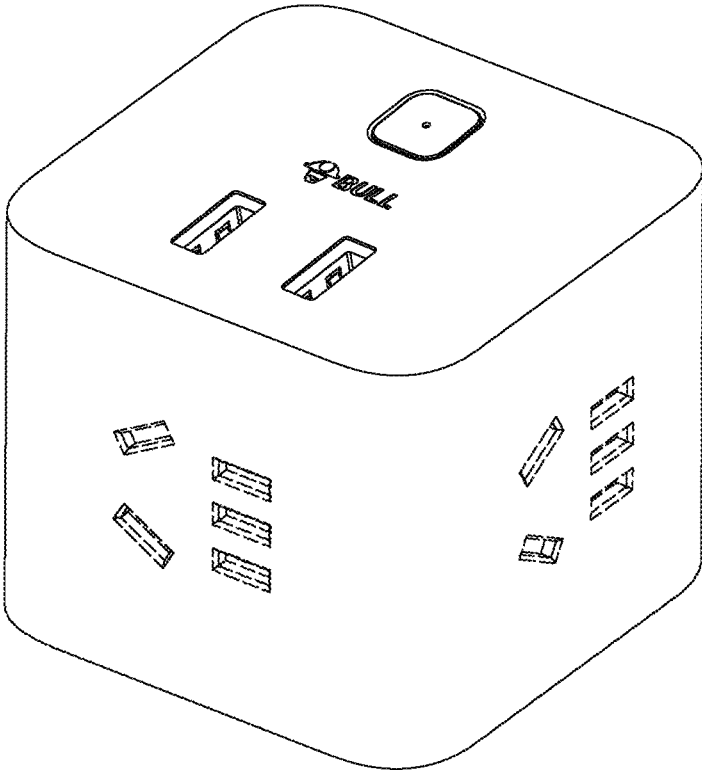


FIG 15




FIG 16




FIG 17

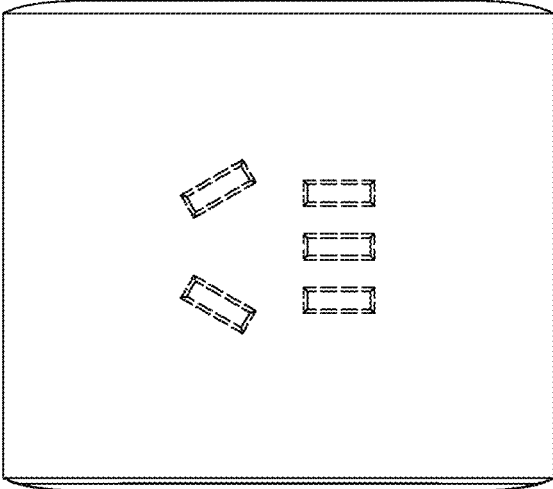


FIG 18




FIG 19

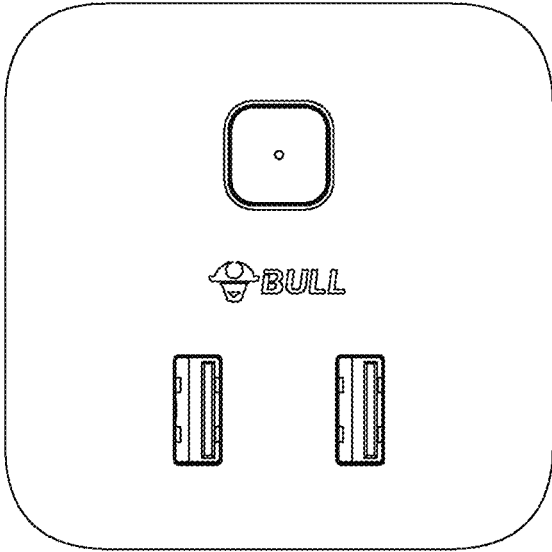


FIG 20

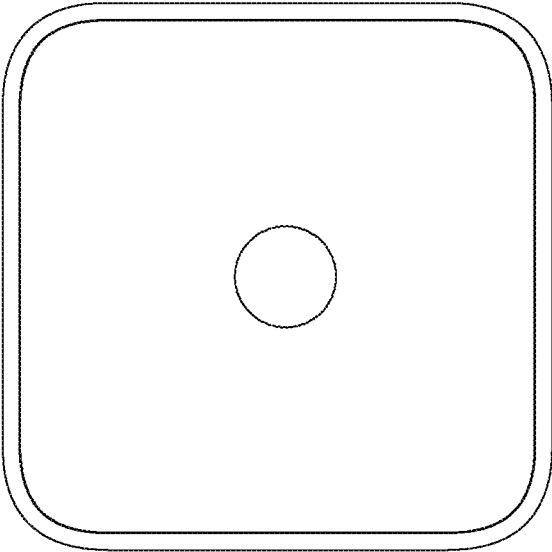


FIG 21

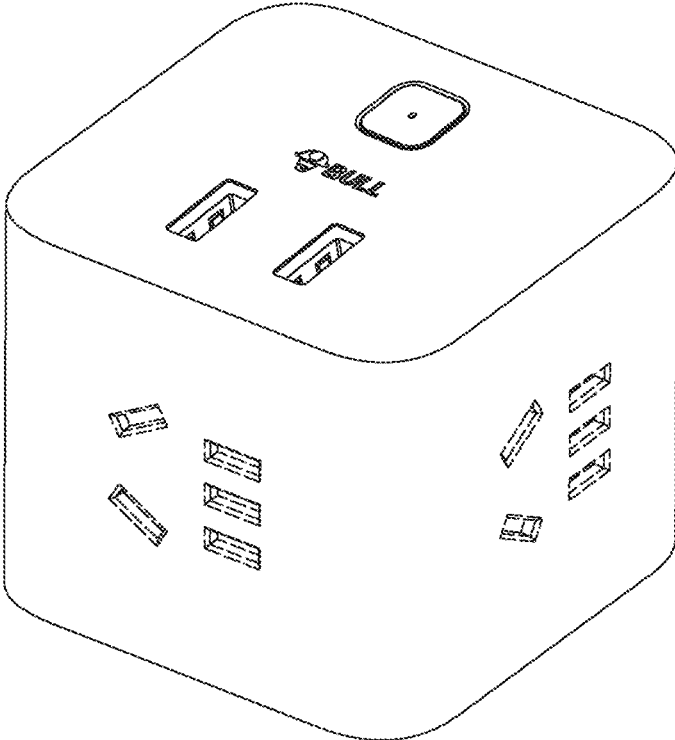


FIG 22

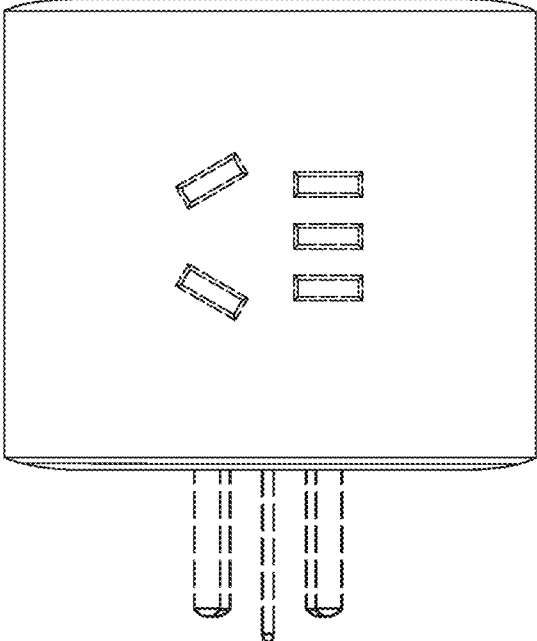


FIG 23

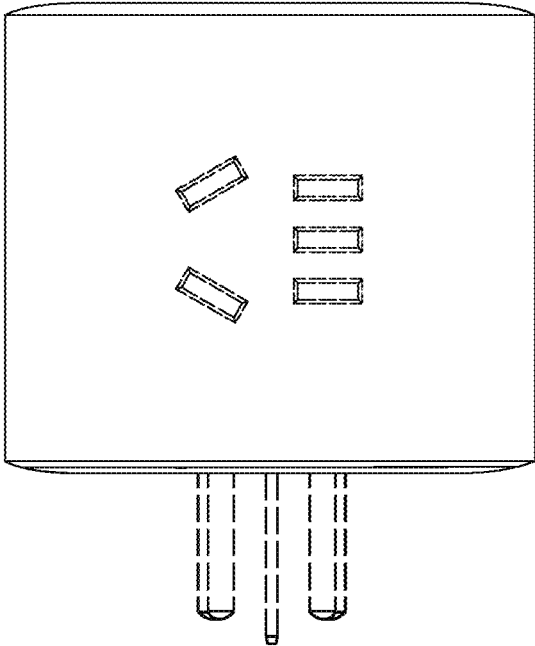


FIG 24

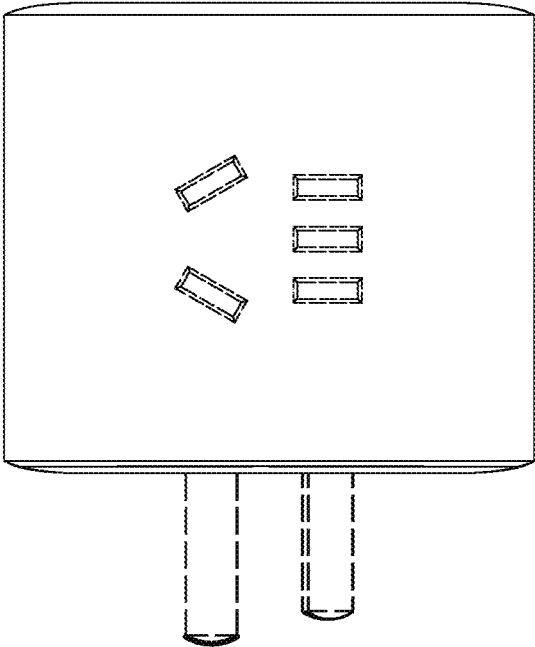


FIG 25

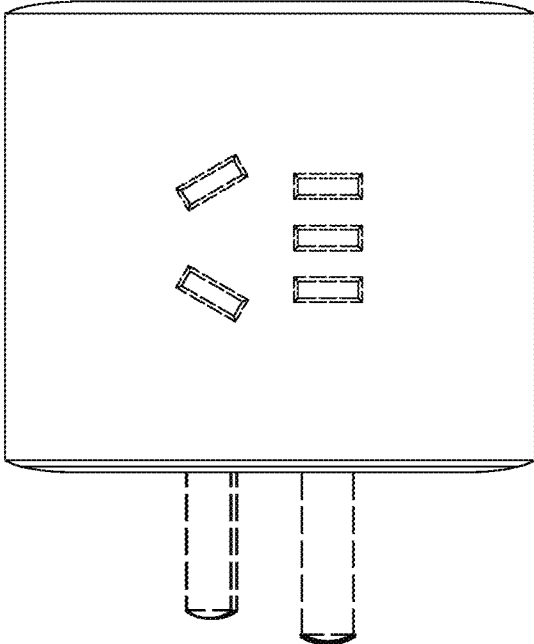


FIG 26

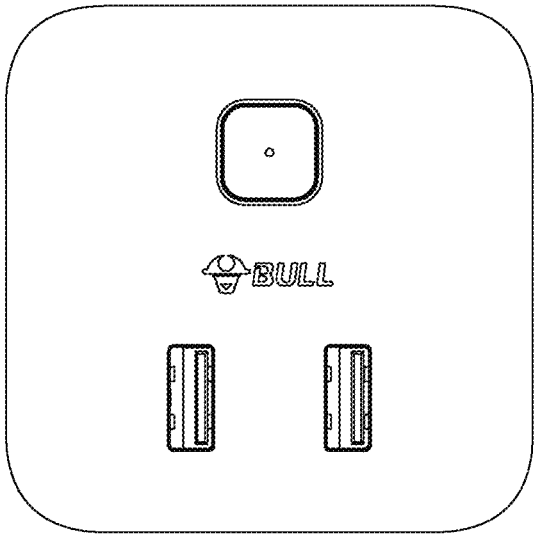


FIG 27

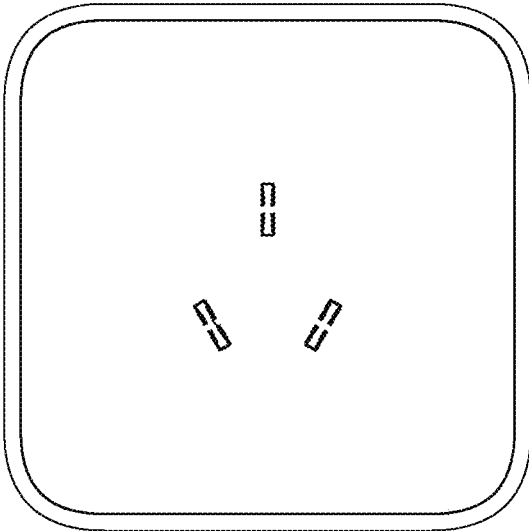


FIG 28