


- [54] **JEWELRY DISPLAY CABINET**
- [75] Inventor: **Russell A. DiOrio**, Cranston, R.I.
- [73] Assignee: **DiOrio Enterprises, Inc.**
- [\*\*] Term: **14 Years**
- [21] Appl. No.: **685,090**
- [22] Filed: **May 10, 1976**
- [51] Int. Cl. .... **D20-02; D6-04**
- [52] U.S. Cl. .... **D6/151**
- [58] **Field of Search** ..... **D6/85, 104, 114, 127, D6/128, 146, 157, 167, 172, 173, 176, 181, 184, 186, 188, 194; D34/5 FF; 312/114, 125, 126, 128, 135, 204, 224, 227, 245, 286**

- [56] **References Cited**
- U.S. PATENT DOCUMENTS**
- 3,880,484 4/1975 Sicina ..... 312/125
- D. 187,477 3/1960 Hale ..... D34/5 FF
- D. 217,628 5/1970 Wayne ..... D34/5 FF

*Primary Examiner*—Wallace R. Burke  
*Assistant Examiner*—B. J. Bullock  
*Attorney, Agent, or Firm*—Elliot A. Salter

[57] **CLAIM**  
 The ornamental design for a jewelry display cabinet, substantially as shown.

**DESCRIPTION**  
 FIG. 1 is a front perspective view of a jewelry display cabinet showing my new design;  
 FIG. 2 is a side elevational view taken from the left of FIG. 1;  
 FIG. 3 is a front elevational view thereof;  
 FIG. 4 is a rear elevational view thereof;  
 FIG. 5 is a side elevational view taken from the right of FIG. 1.  
 FIG. 6 is a top plan view thereof; and  
 FIG. 7 is a bottom plan view thereof.



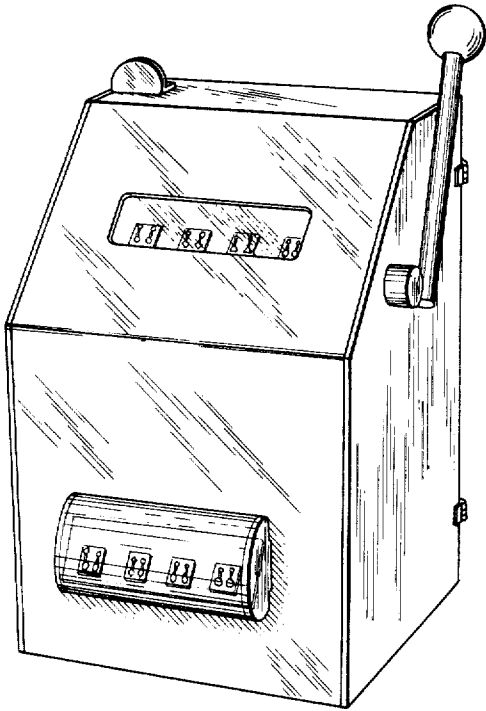


FIG. 1

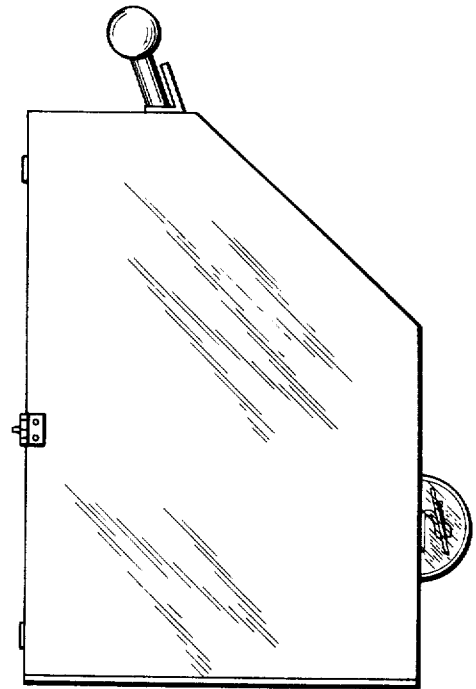


FIG. 2

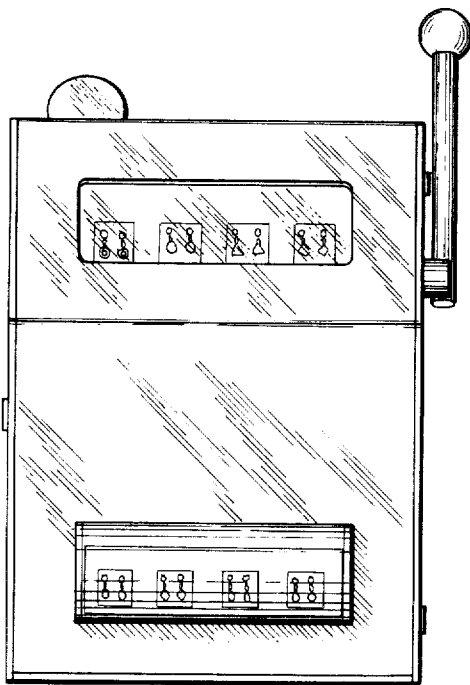


FIG. 3

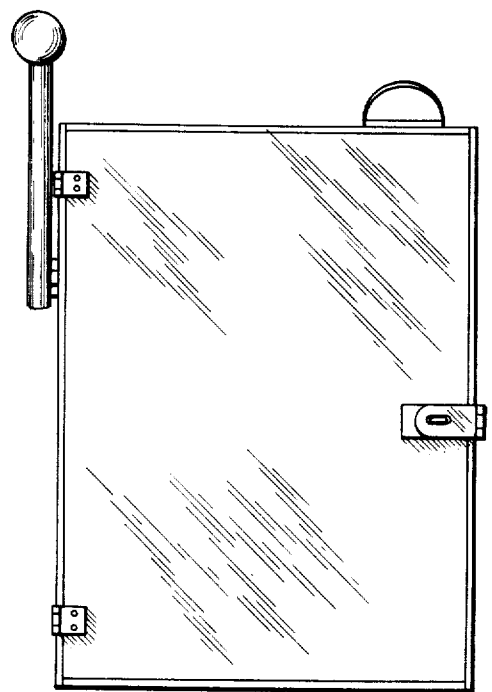


FIG. 4

FIG. 5

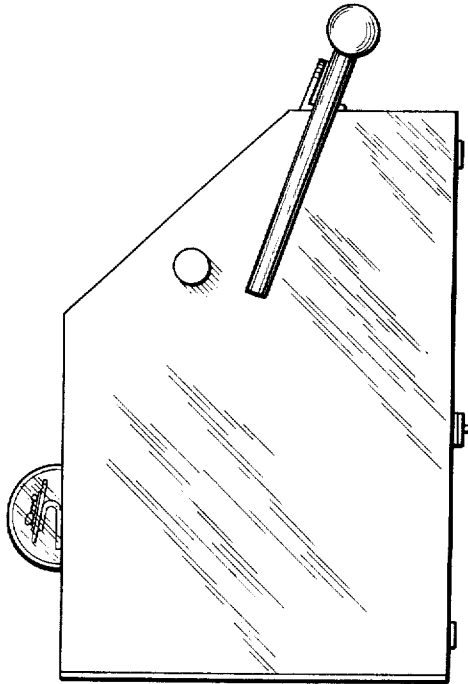


FIG. 6

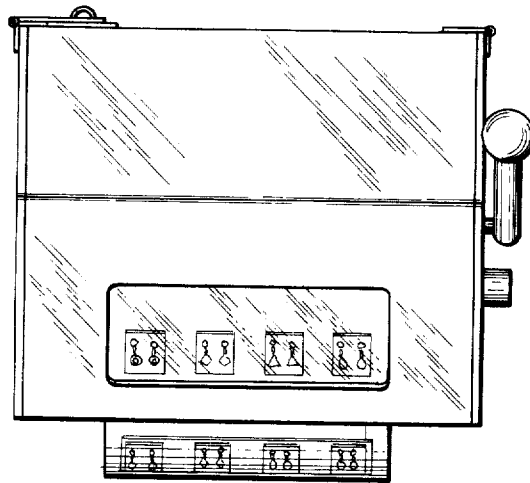


FIG. 7

