



US00D543192S

(12) **United States Design Patent**  
**Jung**

(10) **Patent No.:** **US D543,192 S**

(45) **Date of Patent:** **\*\* May 22, 2007**

(54) **WATCH SHAPED CELLULAR PHONE**

(75) Inventor: **So Young Jung**, Seoul (KR)

(73) Assignee: **LG Electronics Inc.**, Seoul (KR)

(\*\*) Term: **14 Years**

(21) Appl. No.: **29/258,386**

(22) Filed: **Apr. 21, 2006**

(30) **Foreign Application Priority Data**

Oct. 21, 2005 (KR) ..... 30-2005-0035634

(51) **LOC (8) Cl.** ..... **14-03**

(52) **U.S. Cl.** ..... **D14/138; D10/31**

(58) **Field of Classification Search** ..... D14/137-138,  
D14/144, 147-148, 240, 247-248, 341-347;  
D21/517; 379/433.01-433.13, 434; 455/566,  
455/575.1, 556.1, 550.1-90.3; D10/30-32;  
368/10, 13

See application file for complete search history.

(56) **References Cited**

**U.S. PATENT DOCUMENTS**

5,228,012	A	*	7/1993	Seager	.....	368/10
D366,036	S	*	1/1996	Houlihan	.....	D14/344
D404,316	S	*	1/1999	Azegami et al.	.....	D10/30
D466,487	S	*	12/2002	Wada et al.	.....	D14/138
D480,653	S	*	10/2003	Lo	.....	D10/32
D507,550	S	*	7/2005	Kim et al.	.....	D14/138
D508,031	S	*	8/2005	Kim et al.	.....	D14/138
2001/0036264	A1	*	11/2001	Ito et al.	.....	379/433.1
2002/0103014	A1	*	8/2002	Hutchison et al.	.....	455/575

**FOREIGN PATENT DOCUMENTS**

JP 2004-32716 A \* 1/2004

**OTHER PUBLICATIONS**

Wearable Wireless Finger Talk wristwatch cell phone by NTT DoCoMo, 1 p including photo, [online], <URL:http://www.businessweek.com/technology/content/jun2004/tc20040621\_3128\_tc024.htm>, site visited Dec. 16, 2006.\*

\* cited by examiner

*Primary Examiner*—Ian Simmons

*Assistant Examiner*—Carla Jobe Wright

(74) *Attorney, Agent, or Firm*—Birch, Stewart, Kolasch & Birch, LLP

(57) **CLAIM**

The ornamental design for a watch shaped cellular phone, as shown and described.

**DESCRIPTION**

FIG. 1 is a perspective view of the watch shaped cellular phone showing my new design;

FIG. 2 is a front view thereof;

FIG. 3 is a rear view thereof;

FIG. 4 is a left side view thereof;

FIG. 5 is a right side view thereof;

FIG. 6 is a top view thereof;

FIG. 7 is a bottom view thereof; and,

FIG. 8 is an exploded perspective view thereof.

**1 Claim, 4 Drawing Sheets**

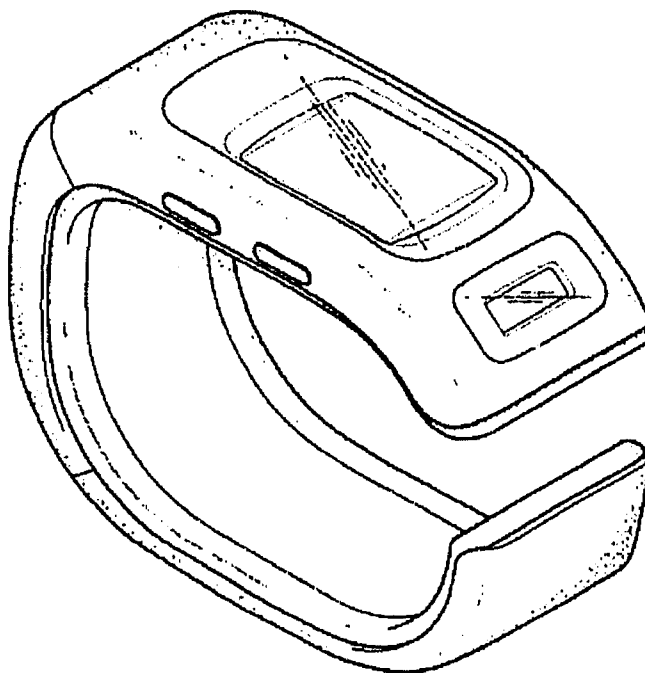


FIG. 1

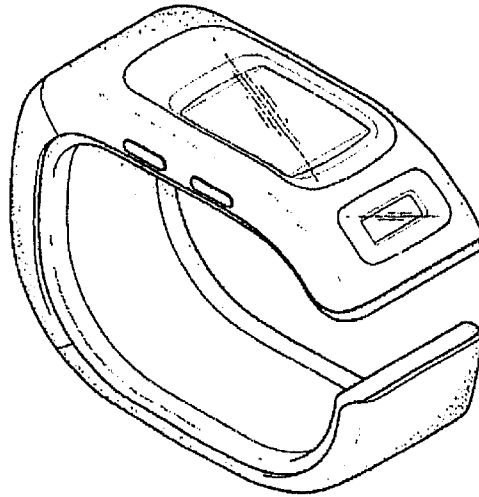


FIG. 2

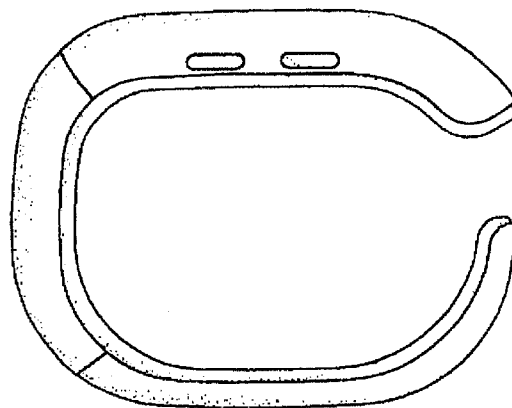


FIG. 3

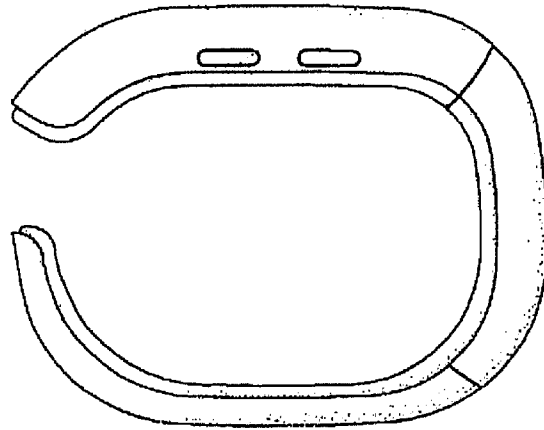


FIG. 4




FIG. 5

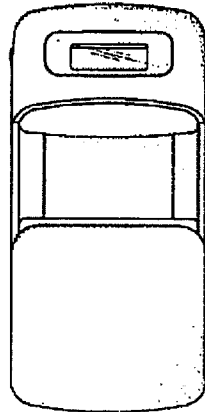


FIG. 6

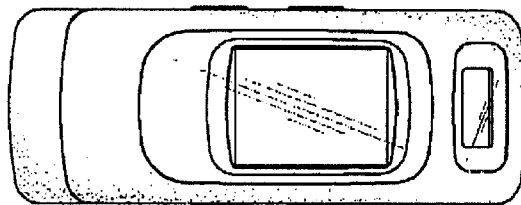


FIG. 7




FIG. 8

