



US00D554270S

(12) **United States Design Patent** (10) **Patent No.:** **US D554,270 S**
Ano (45) **Date of Patent:** **** Oct. 30, 2007**

(54) **PERSONAL MASSAGING DEVICE**

(76) Inventor: **Harold W. Ano**, 4258 Haknaina Rd.,
Anaahola, HI (US) 96703

(**) Term: **14 Years**

(21) Appl. No.: **29/268,574**

(22) Filed: **Nov. 9, 2006**

(51) **LOC (8) Cl.** **28-03**

(52) **U.S. Cl.** **D24/214**

(58) **Field of Classification Search** D24/200,
D24/211-215; D21/662; 601/67, 69, 134-138,
601/129, 130

See application file for complete search history.

(56) **References Cited**

U.S. PATENT DOCUMENTS

4,266,536 A	5/1981	Casares	
D268,362 S	3/1983	Wong	
4,798,198 A	1/1989	Wright	
4,944,747 A *	7/1990	Newth et al.	606/204
D326,721 S *	6/1992	Ujifusa et al.	D24/211
D340,527 S *	10/1993	Goodell	D24/211
D359,124 S	6/1995	Rosenberg	
D363,783 S *	10/1995	Malis	D24/214

5,560,746 A	10/1996	Willow	
D405,536 S *	2/1999	Haynes	D24/214
D436,181 S *	1/2001	Lazio	D24/214
6,261,251 B1	7/2001	Meyers	
6,758,826 B2	7/2004	Luetzgen et al.	
D497,004 S *	10/2004	Kung	D24/214
D537,892 S *	3/2007	Moses	D21/662

* cited by examiner

Primary Examiner—Ian Simmons
Assistant Examiner—Melanie Levy
(74) *Attorney, Agent, or Firm*—Kyle Fletcher

(57) **CLAIM**

I claim the ornamental design for a personal massaging device, as shown and described.

DESCRIPTION

FIG. 1 is a side view of the device.
FIG. 2 is a front view of the device.
FIG. 3 is a rear view of the device.
FIG. 4 is a top view of the device.
FIG. 5 is a bottom view of the device; and,
FIG. 6 is an isometric view of the device.

1 Claim, 2 Drawing Sheets

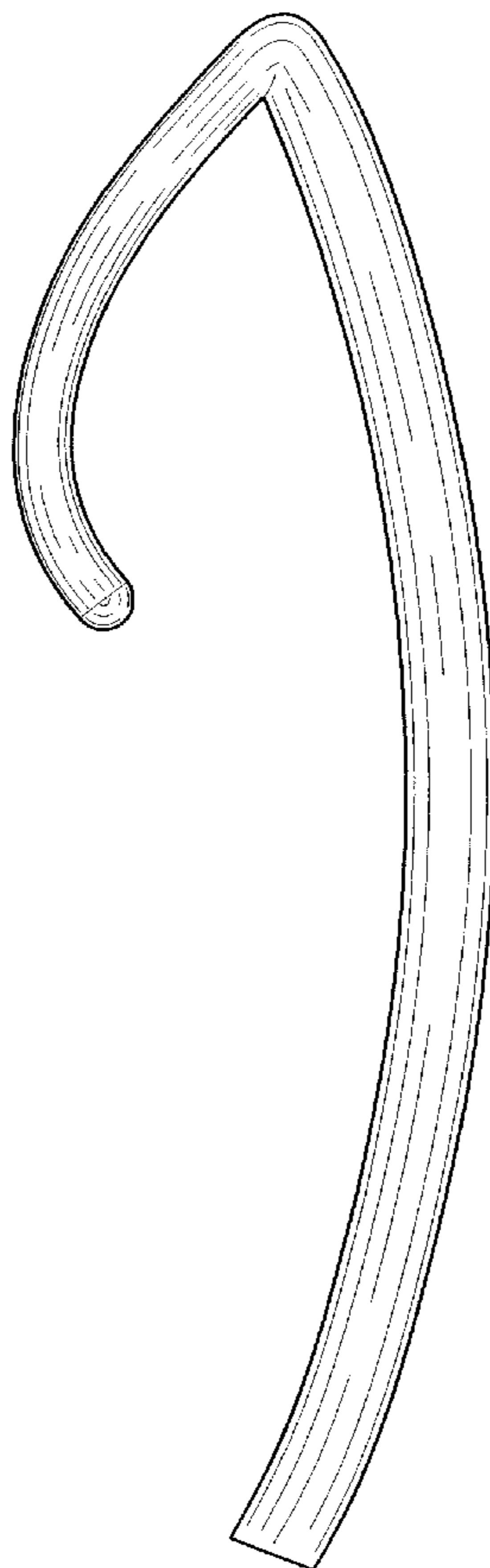


FIG. 1

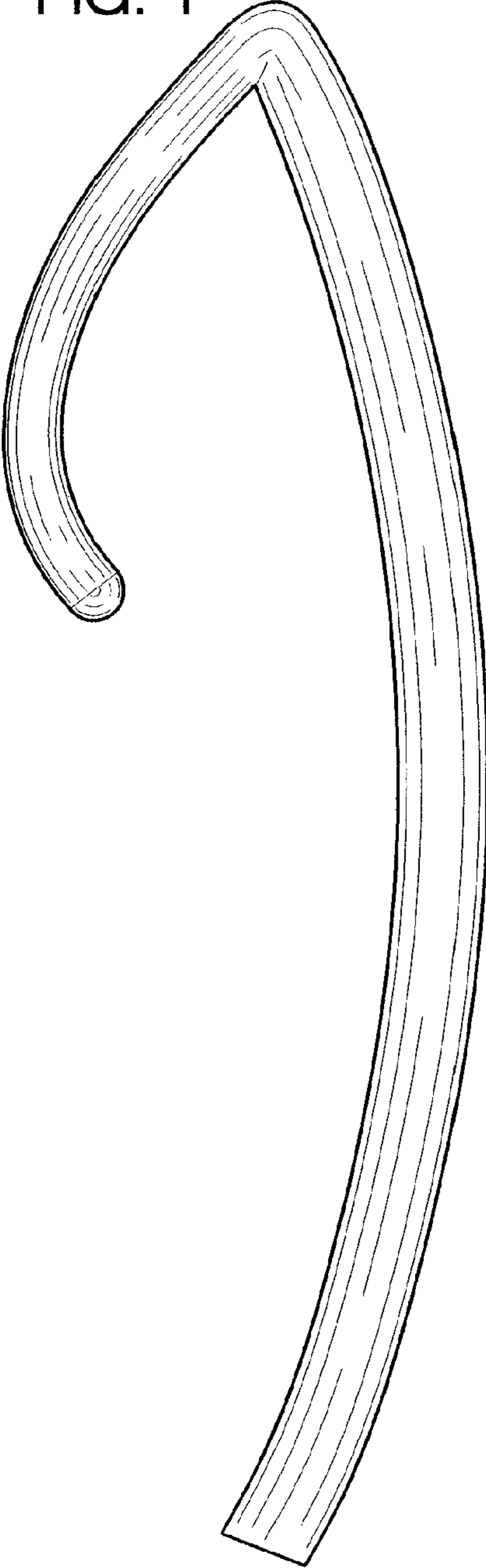


FIG. 3



FIG. 2



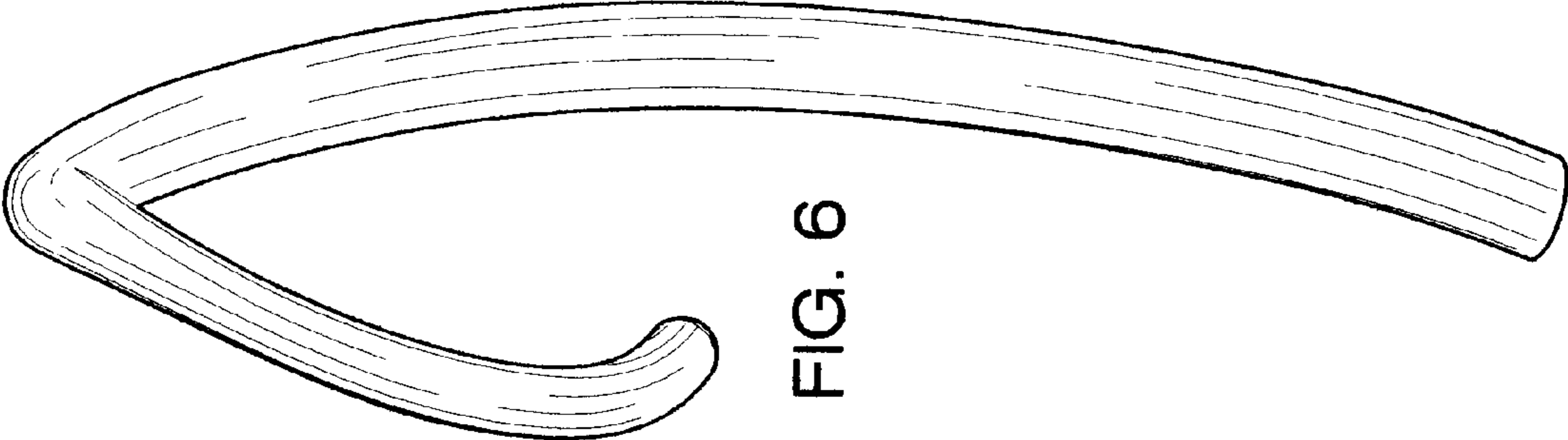


FIG. 4



FIG. 5

