



US00D788399S

(12) **United States Design Patent**  
**Dahlström**

(10) **Patent No.:** **US D788,399 S**

(45) **Date of Patent:** **\*\* May 30, 2017**

(54) **PALLET TRUCK**

(71) Applicant: **Pallea AB**, Västerås (SE)

(72) Inventor: **Björn Dahlström**, Saltsjö-Duvnäs (SE)

(73) Assignee: **Pallea AB**, Västerås (SE)

(\*\*) Term: **14 Years**

(21) Appl. No.: **29/525,241**

(22) Filed: **Apr. 28, 2015**

(30) **Foreign Application Priority Data**

Oct. 31, 2014 (EM) ..... 002568808

(51) **LOC (10) Cl.** ..... **12-02**

(52) **U.S. Cl.** ..... **D34/23**

USPC ..... **D34/23**

(58) **Field of Classification Search**

USPC ..... D34/12, 16, 17, 21, 23, 24, 25, 28, 34,  
D34/38; 414/2, 7, 592

CPC .. B62B 1/125; B62B 1/20; B62B 1/24; B62B  
1/26; B62B 2206/006; B62B 3/027; B62B  
3/022

See application file for complete search history.

(56) **References Cited**

**U.S. PATENT DOCUMENTS**

D282,499 S \* 2/1986 Alstrom ..... D12/129  
D363,588 S \* 10/1995 Bancroft ..... D34/12  
D395,110 S \* 6/1998 O'Neal ..... 280/47.24  
D449,913 S \* 10/2001 Walter ..... D34/17  
D472,027 S \* 3/2003 Walter ..... D34/21  
D618,421 S \* 6/2010 Catron ..... D34/27

D652,190 S \* 1/2012 Slaton ..... D34/17  
D746,012 S \* 12/2015 Walter ..... D34/12  
2014/0183832 A1 \* 7/2014 Wang ..... B62B 3/022  
280/39

\* cited by examiner

*Primary Examiner* — Cynthia Ramirez

*Assistant Examiner* — Michael Maharajh

(74) *Attorney, Agent, or Firm* — Dilworth & Barrese,  
LLP

(57) **CLAIM**

The ornamental design for a pallet truck, as shown and described.

**DESCRIPTION**

FIG. 1 is a front elevational view of the pallet truck showing my new design;

FIG. 2 is a rear elevational view of the pallet truck of FIG. 1;


FIG. 3 is a left side elevational view of the pallet truck of FIGS. 1 and 2, the right side elevational view being a mirror image thereof;

FIG. 4 is a top plan view of the pallet truck of FIGS. 1-3; FIG. 5 is a right front perspective view of the pallet truck of FIGS. 1-4, the left front perspective view being a mirror image thereof; and,

FIG. 6 is a right front perspective view similar to FIG. 5, and showing the pallet truck in partially folded or collapsed condition.

The broken lines shown in the figures are for the purpose of illustrating portions of the pallet truck and form no part of the claimed design.

**1 Claim, 6 Drawing Sheets**






FIG. 1

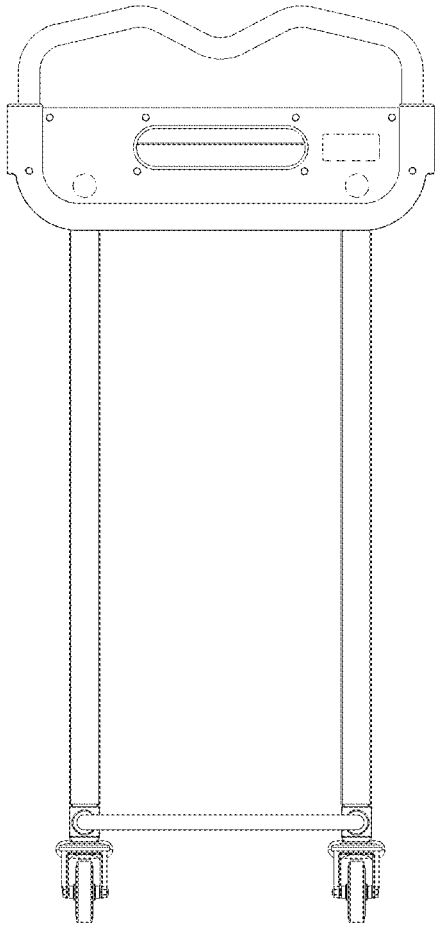


FIG. 2

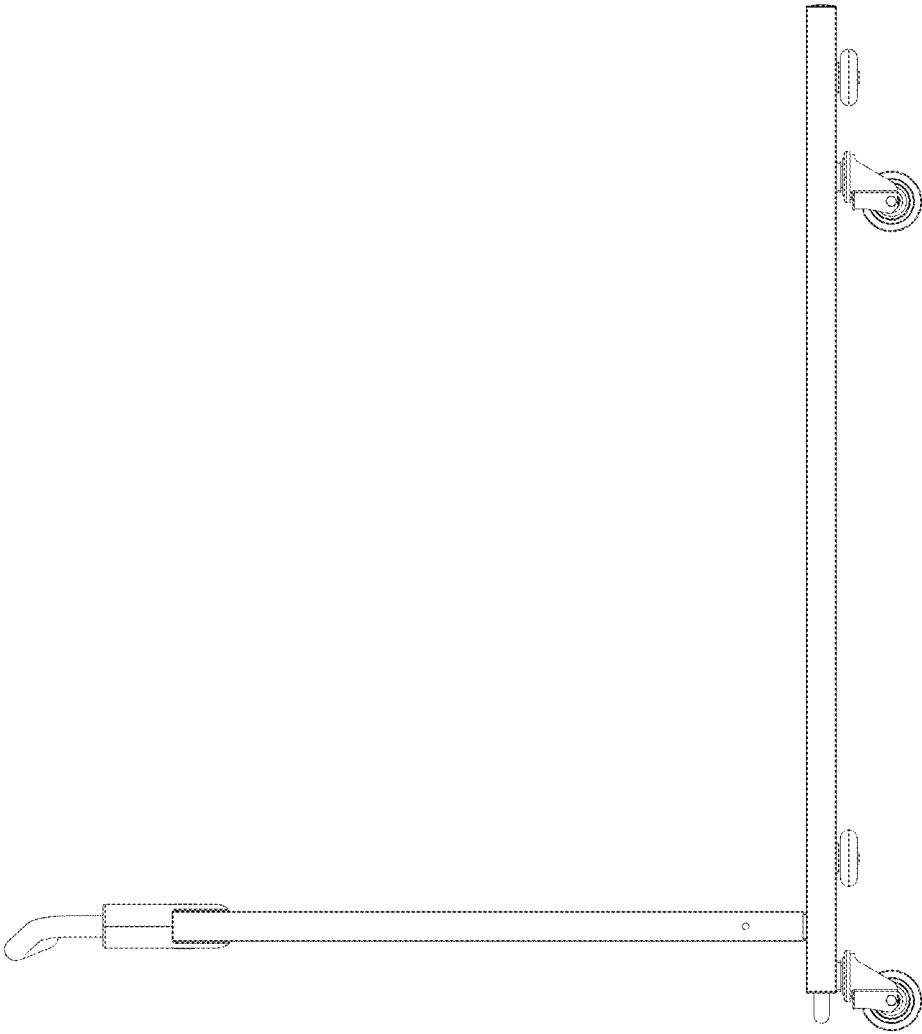


FIG. 3




FIG. 4

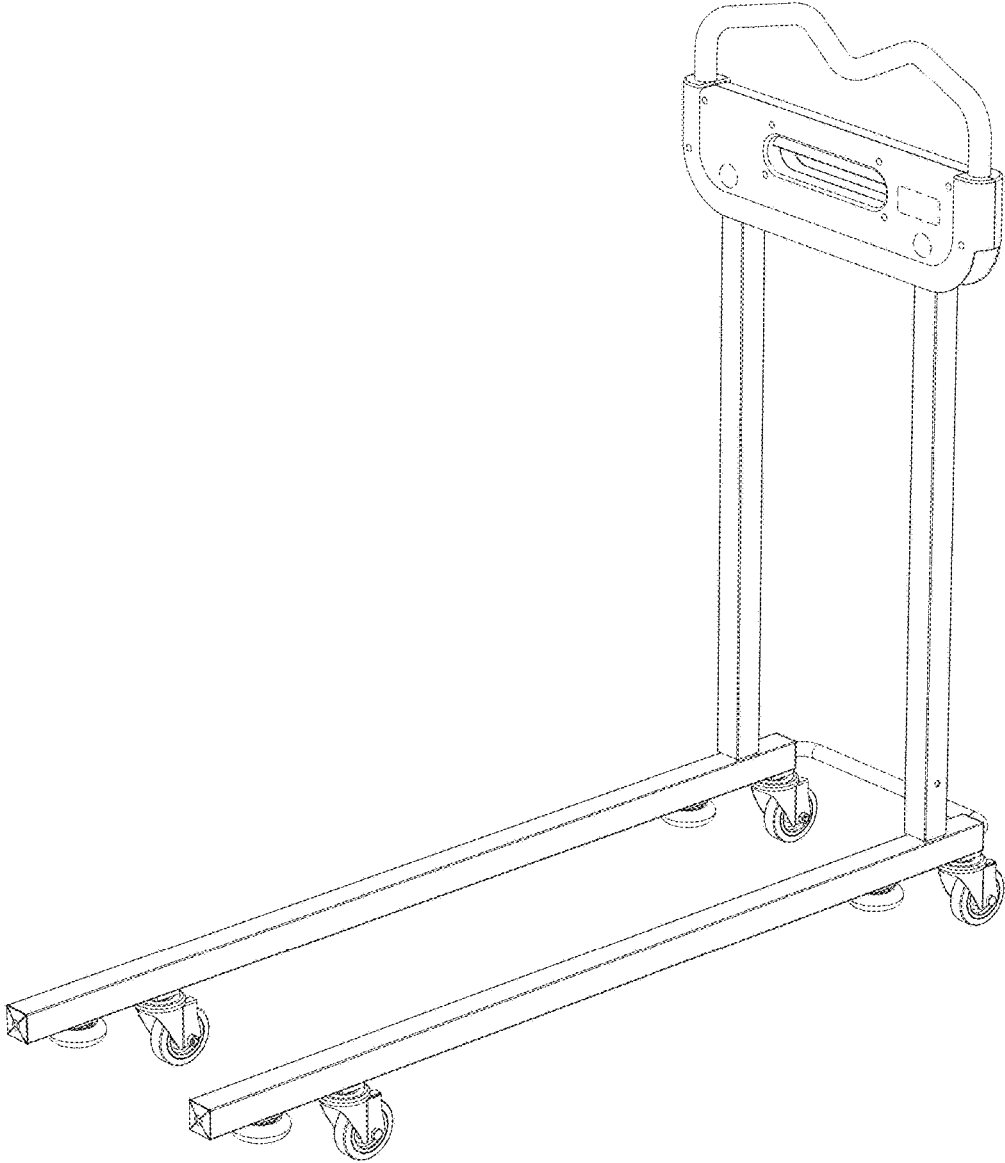


FIG. 5

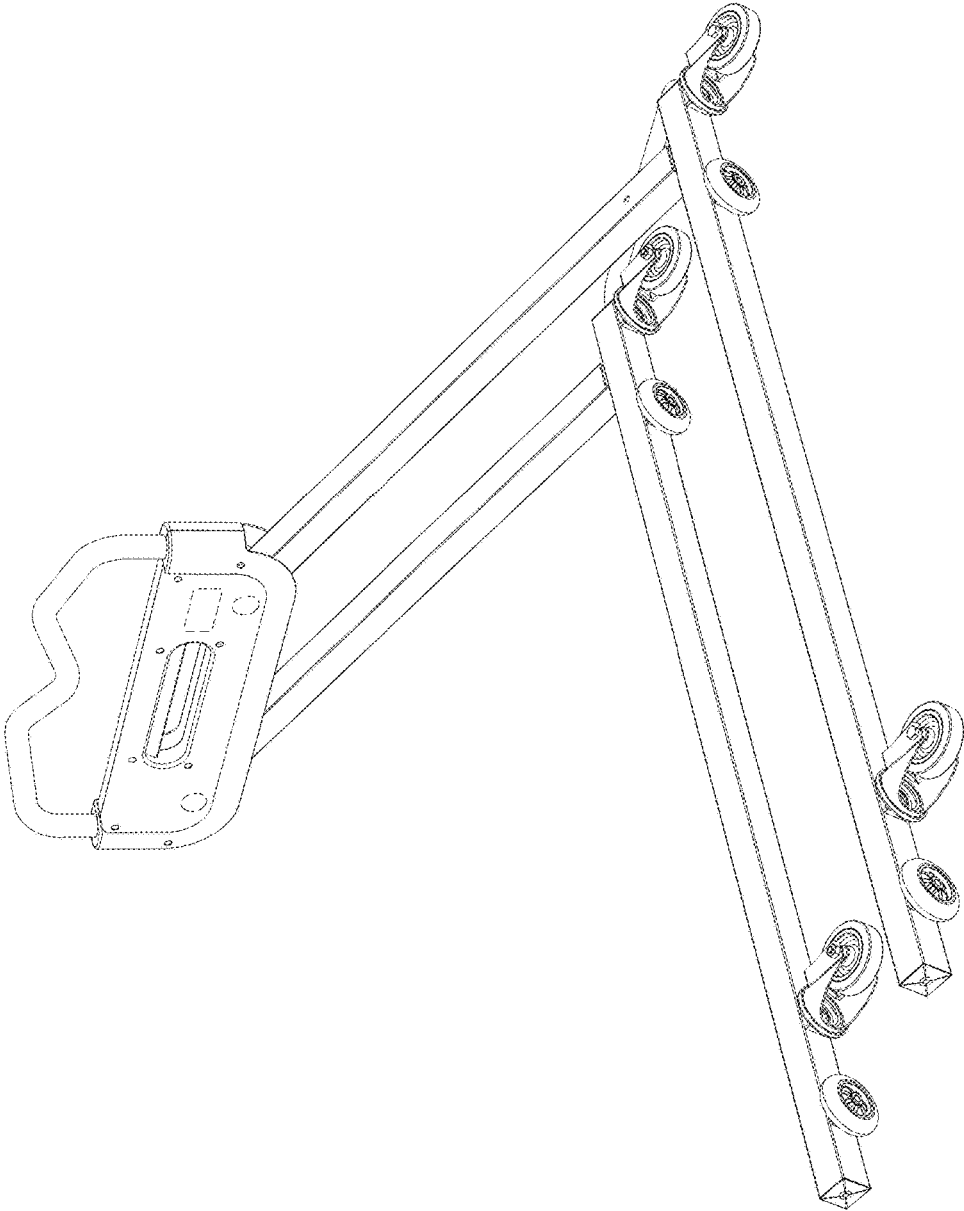


FIG. 6