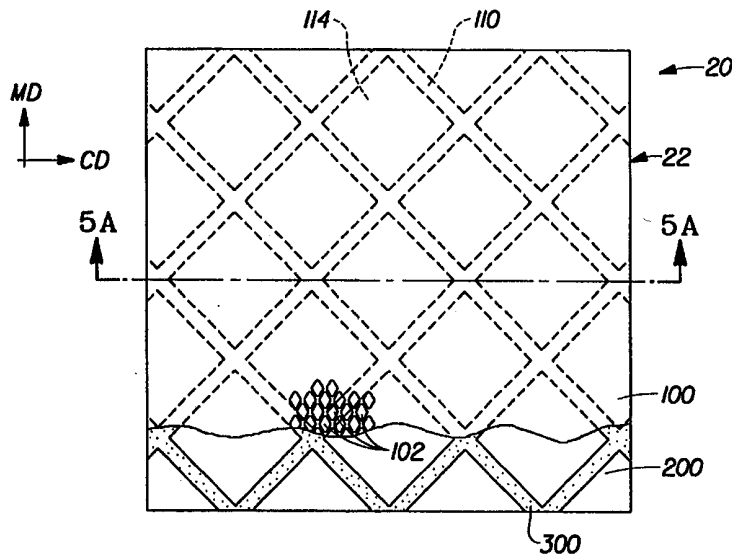




INTERNATIONAL APPLICATION PUBLISHED UNDER THE PATENT COOPERATION TREATY (PCT)

<p>(51) International Patent Classification <sup>6</sup> : <b>A47L 13/16, D21H 19/68, 19/74, 27/34</b></p>	<p><b>A1</b></p>	<p>(11) International Publication Number: <b>WO 99/37200</b> (43) International Publication Date: 29 July 1999 (29.07.99)</p>
<p>(21) International Application Number: PCT/IB99/00112 (22) International Filing Date: 25 January 1999 (25.01.99) (30) Priority Data: 60/073,297 26 January 1998 (26.01.98) US (71) Applicant: THE PROCTER &amp; GAMBLE COMPANY [US/US]; One Procter &amp; Gamble Plaza, Cincinnati, OH 45202 (US). (72) Inventors: NISSING, Nicholas, James; 4702 Williamsburg Road, N.W., Cincinnati, OH 45215 (US). CABELL, David, William; 6646 Powner Farm Drive, Cincinnati, OH 45248 (US). (74) Agents: REED, T., David et al.; The Procter &amp; Gamble Company, 5299 Spring Grove Avenue, Cincinnati, OH 45217-1087 (US).</p>		<p>(81) Designated States: AL, AM, AT, AT (Utility model), AU, AZ, BA, BB, BG, BR, BY, CA, CH, CN, CU, CZ, CZ (Utility model), DE, DE (Utility model), DK, DK (Utility model), EE, EE (Utility model), ES, FI, FI (Utility model), GB, GD, GE, GH, GM, HR, HU, ID, IL, IN, IS, JP, KE, KG, KP, KR, KZ, LC, LK, LR, LS, LT, LU, LV, MD, MG, MK, MN, MW, MX, NO, NZ, PL, PT, RO, RU, SD, SE, SG, SI, SK, SK (Utility model), SL, TJ, TM, TR, TT, UA, UG, UZ, VN, YU, ZW, ARIPO patent (GH, GM, KE, LS, MW, SD, SZ, UG, ZW), Eurasian patent (AM, AZ, BY, KG, KZ, MD, RU, TJ, TM), European patent (AT, BE, CH, CY, DE, DK, ES, FI, FR, GB, GR, IE, IT, LU, MC, NL, PT, SE), OAPI patent (BF, BJ, CF, CG, CI, CM, GA, GN, GW, ML, MR, NE, SN, TD, TG).</p> <p><b>Published</b> <i>With international search report.</i></p>

(54) Title: DISPOSABLE WIPING ARTICLE AND METHOD FOR MANUFACTURE



(57) Abstract

A single- or multi-ply disposable wiping article is disclosed. The disposable wiping article comprises at least one web layer and has a surface topography exhibiting regions of minimum and maximum calipers. A continuous polymer network defining bonded regions and a plurality of unbonded regions is bonded to the web layer. The continuous polymer network is preferably a thermoplastic adhesive. After curing, the thermoplastic adhesive can contract upon heating, thereby creating puckered regions of maximum caliper coincident unbonded regions. The minimum caliper of the web layer is coincident the bonded regions. Methods of making the web of the present invention are disclosed. One method includes providing a first web layer; providing a thermoplastic adhesive; applying the thermoplastic adhesive to the first web layer in a continuous network; curing the thermoplastic adhesive; and heating the thermoplastic adhesive to effect contraction of the thermoplastic adhesive.

**FOR THE PURPOSES OF INFORMATION ONLY**

Codes used to identify States party to the PCT on the front pages of pamphlets publishing international applications under the PCT.

<b>AL</b>	Albania	<b>ES</b>	Spain	<b>LS</b>	Lesotho	<b>SI</b>	Slovenia
<b>AM</b>	Armenia	<b>FI</b>	Finland	<b>LT</b>	Lithuania	<b>SK</b>	Slovakia
<b>AT</b>	Austria	<b>FR</b>	France	<b>LU</b>	Luxembourg	<b>SN</b>	Senegal
<b>AU</b>	Australia	<b>GA</b>	Gabon	<b>LV</b>	Latvia	<b>SZ</b>	Swaziland
<b>AZ</b>	Azerbaijan	<b>GB</b>	United Kingdom	<b>MC</b>	Monaco	<b>TD</b>	Chad
<b>BA</b>	Bosnia and Herzegovina	<b>GE</b>	Georgia	<b>MD</b>	Republic of Moldova	<b>TG</b>	Togo
<b>BB</b>	Barbados	<b>GH</b>	Ghana	<b>MG</b>	Madagascar	<b>TJ</b>	Tajikistan
<b>BE</b>	Belgium	<b>GN</b>	Guinea	<b>MK</b>	The former Yugoslav Republic of Macedonia	<b>TM</b>	Turkmenistan
<b>BF</b>	Burkina Faso	<b>GR</b>	Greece	<b>ML</b>	Mali	<b>TR</b>	Turkey
<b>BG</b>	Bulgaria	<b>HU</b>	Hungary	<b>MN</b>	Mongolia	<b>TT</b>	Trinidad and Tobago
<b>BJ</b>	Benin	<b>IE</b>	Ireland	<b>MR</b>	Mauritania	<b>UA</b>	Ukraine
<b>BR</b>	Brazil	<b>IL</b>	Israel	<b>MW</b>	Malawi	<b>UG</b>	Uganda
<b>BY</b>	Belarus	<b>IS</b>	Iceland	<b>MX</b>	Mexico	<b>US</b>	United States of America
<b>CA</b>	Canada	<b>IT</b>	Italy	<b>NE</b>	Niger	<b>UZ</b>	Uzbekistan
<b>CF</b>	Central African Republic	<b>JP</b>	Japan	<b>NL</b>	Netherlands	<b>VN</b>	Viet Nam
<b>CG</b>	Congo	<b>KE</b>	Kenya	<b>NO</b>	Norway	<b>YU</b>	Yugoslavia
<b>CH</b>	Switzerland	<b>KG</b>	Kyrgyzstan	<b>NZ</b>	New Zealand	<b>ZW</b>	Zimbabwe
<b>CI</b>	Côte d'Ivoire	<b>KP</b>	Democratic People's Republic of Korea	<b>PL</b>	Poland		
<b>CM</b>	Cameroon	<b>KR</b>	Republic of Korea	<b>PT</b>	Portugal		
<b>CN</b>	China	<b>KZ</b>	Kazakstan	<b>RO</b>	Romania		
<b>CU</b>	Cuba	<b>LC</b>	Saint Lucia	<b>RU</b>	Russian Federation		
<b>CZ</b>	Czech Republic	<b>LI</b>	Liechtenstein	<b>SD</b>	Sudan		
<b>DE</b>	Germany	<b>LK</b>	Sri Lanka	<b>SE</b>	Sweden		
<b>DK</b>	Denmark	<b>LR</b>	Liberia	<b>SG</b>	Singapore		
<b>EE</b>	Estonia						

## DISPOSABLE WIPING ARTICLE AND METHOD FOR MANUFACTURE

**FIELD OF THE INVENTION**

The present invention is related to disposable wiping articles, and more particularly to disposable wiping articles having distinct regions of increased caliper, and methods for their manufacture.

**BACKGROUND OF THE INVENTION**

Disposable wiping articles are well known in the art. Such wiping articles typically have a substrate which includes one or more materials or layers. The substrate can be pre-moistened with a wetting agent prior to use, or alternatively, can be combined with a liquid at the point of use of the article. Pre-moistened wiping articles are also referred to as "wet wipes" and "towelettes."

Desirable features of such wiping articles include texture, caliper (thickness) and bulk (volume per unit weight). A relatively high value of texture is desirable for aiding in cleaning of surfaces. Relatively high values of caliper and bulk are desirable for providing volume in the article for receiving and containing liquids.

One method of imparting texture and bulk to a wiping article is by combining layers of plies having different properties. U.S. Patent 4,469,735 issued September 4, 1984 to Trokhan discloses a multiple ply tissue paper product having a wet microcontracted constraining paper ply and a dry creped constrained paper ply. Portions of the constrained ply are adhered to the constraining ply. When the multiple ply product is wetted, unadhered portions of the constrained ply pucker in the Z-direction to provide texture and bulk. While the structure in U.S. 4,469,735 provides the advantage of texture and bulk upon wetting, it requires the use of wet microcontraction procedures on a paper machine. Also, the increase in caliper does not occur until wetting.

Other methods of increasing bulk and texture are known, such as embossing, creping, and laminating multiple plies of embossed, creped paper. However, these methods are limited by the amount caliper can be increased without degrading other material properties such as wet/dry strength or softness. Individual plies can generally only be mechanically deformed a certain amount before the integrity of the substrate is compromised or the aesthetic and tactile properties degraded.

Therefore, known methods of increasing caliper and texture generally rely on a wipe structure having more than one layer or ply, with differential wet extensibility providing for increased wet caliper.

Accordingly, it would be desirable to provide a single-layer disposable wiping article that exhibits regions of increased caliper without costly material and manufacturing costs associated with embossing, laminating, and similar processes.

Additionally, it would be desirable to provide a single- or multi-layer disposable wiping article having a surface topography with significant differences in maximum and minimum calipers measured within the same web.

Additionally, it would be desirable to provide a single- or multi-layer disposable wiping article having increased caliper, texture, and bulk without wetting.

Further, it would be desirable to provide a disposable wiping article having increased texture and bulk, yet retaining the softness and flexibility found in a similar article without the additional texture and bulk.

### **SUMMARY OF THE INVENTION**

A single- or multi-ply disposable wiping article is disclosed. The disposable wiping article comprises at least one web layer and has a surface topography exhibiting regions of minimum and maximum calipers. A continuous polymer network defining bonded regions and a plurality of unbonded regions is bonded to the web layer. The continuous polymer network is preferably a thermoplastic adhesive. After curing, the thermoplastic adhesive can contract upon heating, thereby creating puckered regions of maximum caliper

coincident unbonded regions. The minimum caliper of the web layer is coincident the bonded regions.

Methods of making the web of the present invention are disclosed. One method includes providing a first web layer; providing a thermoplastic adhesive; applying the thermoplastic adhesive to the first web layer in a continuous network; curing the thermoplastic adhesive; and heating the thermoplastic adhesive to effect contraction of the thermoplastic adhesive.

### BRIEF DESCRIPTION OF THE DRAWINGS

FIG. 1 is a plan view illustration of one embodiment of a wiping article of the present invention, the wiping article including an extensible first layer and a less extensible second layer, with the first layer shown facing the viewer, and with a portion of the first layer shown cut away to show a continuous network of generally parallel sets of intersecting lines of adhesive which serve to bond the first layer to the second layer, the bonded region defining generally diamond-shaped unbonded regions.

FIG. 2 is an illustration of another embodiment of a single layer wiping article of the present invention, the wiping article including a continuous network of adhesive.

FIG. 3 is a plan view illustration of another embodiment of a wiping article of the present invention, the wiping article including an apertured layer and a nonwoven layer, with the apertured layer shown facing the viewer, and with a portion of the apertured layer shown cut away to show generally parallel, spaced apart zones of adhesive extending generally parallel to the machine directions of the apertured layer and the nonwoven layer.

FIG. 4 is an illustration of a portion of the wiping article shown in FIG. 3, FIG. 4 being enlarged relative to FIG. 3 to illustrate the creping ridges in the apertured layer.

FIG. 5A is a cross-sectional illustration of the wiping article of the present invention taken along the direction indicated by line 5A-5A in FIG. 1, and showing the article prior to wetting of the first layer.

FIG. 5B is a cross-sectional illustration taken along the direction indicated by line 5A-5A in FIG. 1, and showing the article after wetting of the first layer.

FIG. 5C is a cross-sectional illustration taken along the direction indicated by line 5A-5A in FIG. 1, and showing the article after wetting, but after heat treatment of the adhesive network.

FIG. 6 is an illustration of a paper machine which can be used to make a cellulosic paper web.

FIG. 7 is an illustration of a forming element which can be used to form a cellulosic paper web with apertures.

### **DETAILED DESCRIPTION OF THE INVENTION**

Referring to FIGs. 1 and 2, the present invention comprises a disposable wiping article 20. FIG. 1 illustrates a two layer, or two ply, embodiment, while FIG. 2 illustrates a single layer, or one ply, embodiment of the present invention. Alternatively, the disposable wiping article can include more than two layers.

The disposable wiping article 20 comprises a substrate designated generally by reference numeral 22. As shown in a preferred embodiment in FIG. 1, the substrate 22 comprises a first layer 100 and a second layer 200. The first layer 100 is preferably extensible when the first layer is wetted. By "extensible" it is meant that a material has a tendency to elongate in at least one direction when wetted. In general, "wetted" refers to wetting with aqueous solutions, including water, capable of inducing extension in the extensible first layer. For example, water relaxes the crepe in foreshortened paper, thereby causing an extension of the paper in at least one direction in the plane of the paper. While not wishing to bound by theory, the relaxation of crepe may be a result of the loss of hydrogen bonds within the paper structure due to the presence of water. However, any fluid, mixture, or solution which could cause this crepe relaxation would be considered to "wet" the article. The second layer 200 is preferably relatively less extensible when wetted than the first layer 100. Extensibility is measured according to the "Wet Extensibility Test" described below, and is reported as a percentage.

While it is desirable that the first layer 100 be wet extensible, and second layer 200 be less extensible, it is not necessary to realize the benefits of the present invention that the various layers have differing wet or dry extensibilities. As disclosed fully below, the process of the present invention results in a wipe having increased caliper independent of the individual or differential extensibilities of the component layers. Wet extensibility of the first layer joined to a less extensible second layer may improve the wet caliper of a wipe according to the invention, but even a single layer wipe will experience increased caliper wet or dry when formed according to the method of the present invention. In fact, wet extensibility is not required of any of the component layers; a dry wipe of the present invention will exhibit increased caliper as well.

In FIG. 2 a single layer embodiment of disposable wiping article 22 is shown. A single layer substrate 22 may be any material suitable for a disposable wiping article, including, but not limited to, cellulosic paper, natural or synthetic woven materials, natural or synthetic nonwoven materials, foams, battings, and the like. An adhesive layer, for example hot melt adhesive 300, is applied in a continuous network to single layer 400 and allowed to cure. The cured adhesive forms bonded regions 110 and discrete unbonded regions 114, described more fully below in the context of a preferred embodiment.

If the substrate layer 22 is a wet extensible creped paper, the continuous network of adhesive serves as a constraining network to facilitate wet caliper increase as described herein. Caliper increases may also be exhibited with substrates that are not wet extensible. Upon heating by the method of the present invention, post-heat calipers are greater than pre-heat calipers.

In a preferred multi-ply embodiment, such as shown in FIG. 1, selected portions of the first layer 100 are joined, directly or indirectly, to second layer 200 to inhibit wet extension of the first layer in the plane of the first layer. In FIG. 1, selected portions of the first layer 100 are joined to the second layer 200 to provide bonded regions designated 110 and unbonded regions 114. The bonded regions 110 are shown as a continuous network of intersecting lines forming generally diamond-shaped unbonded regions 114. The width and spacing of the intersecting lines of bonded regions 110, may

be adjusted to provide the desired pattern, that is, the desired size and spacing of diamond-shaped unbonded regions 114.

The continuous network of intersecting lines may be virtually any pattern, resulting in unbonded regions of virtually limitless shapes, including, for example, squares, rectangles, and triangles. An adhesive, for example, a hot melt adhesive, designated by reference numeral 300 in FIG. 1, can be used to form the continuous network of intersecting lines. The network need not be completely continuous, nor limited to a pattern of straight or uniform lines, but may, for example, be a network resulting in circular, oval, or other non-polygonal shapes. Further, it is contemplated that the continuous network need not cover the entire surface of the wipe, but can be applied in localized, smaller areas where caliper generation is desired.

If the first layer is wet extensible, there is a tendency for the first layer 100 to expand along one or more directions in the plane of the first layer when the wipe is wetted. (The plane of the first layer is parallel to the plane of FIG. 1). However, because of the relatively lower wet extensibility of the second layer 200, the second layer constrains extension of the first layer 100 in the plane of the first layer. As a result, the unbonded regions 114 of the first layer 100 deform, such as by buckling or puckering in the Z-direction, perpendicular to the plane of the first layer 100.

FIG. 5A is a cross-sectional illustration of multi-ply, differentially-extensible, wiping article 20 prior to wetting of the first layer 100. As shown in FIG. 5A, the wiping article is generally flat prior to wetting. FIG. 5B is cross-sectional illustration similar to that of FIG. 5A, but showing the article 20 after wetting of the first layer 100. FIG. 5B shows out of plane deformation of the first layer 100 upon wetting of the first layer 100. The Z-direction is indicated in FIGs. 5A and 5B. The deformation of the wetted first layer 100 provides the article 100 with elevated ridges 120 which increase the wet texture, wet caliper (thickness) and wet bulk of the article 20. The elevated ridges 120 also provide pockets 150 disposed between the unbonded portions of the first layer 100 and the underlying portions of the second layer 200.



The wet caliper to dry caliper ratio is a measure of the thickness of the wipe 100, when wetted, relative to the thickness of the dry wipe 100 prior to wetting. In particular, the wipe can have a wet caliper to dry caliper ratio which is greater than 1.0, and is preferably at least about 1.1, more preferably at least about 1.2, and most preferably at least about 1.4. The wet caliper to dry caliper ratio is a measure of the thickness of the article 20, when wetted, relative to the thickness of the dry article 20 prior to wetting. The wet caliper to dry caliper ratio is measured according to the procedure "Wet Caliper to Dry Caliper Ratio" provided below.

In a preferred embodiment, as shown in FIG. 4, the first layer 100 is apertured, the first layer 100 comprising a plurality of apertures 102 which extend through the thickness of the first layer 100. In FIG. 4, apertures 102 are shown on only a portion of the first layer 100 for clarity. In this embodiment, the deformation of the wetted first layer 100 again provides the article 100 with elevated ridges 120 which increase the wet texture, wet caliper (thickness) and wet bulk of the article 20. However, in this embodiment, the elevated ridges 120 have apertures 102 which provide a flow path through which liquids and/or small particles can enter the pockets 150.

Additionally, if the article 20 is used with, or includes a lathering agent, such as a surfactant, the apertures 102 can aid in the incorporation of air during the lathering process, thereby improving lather generation. For instance, a portion of the article 20 can be coated with or otherwise treated with a surfactant composition. The article 20 can be wetted with water to activate the surfactant, and the airflow generated through the apertures 102 during use of the article (e.g. washing or wiping) can help to generate lather.

The size and number of the apertures 102 can influence the speed of lather generation and the quality of lather produced. While not wishing to be bound by theory, a relatively small number of relatively large apertures 102 will tend to reduce the time required to generate lather, but will yield relatively large lather bubbles with a translucent appearance. On the other hand, a relatively larger number of relatively smaller apertures 102 will tend to reduce bubble size, thereby increasing lather creaminess and opacity, but

at the expense of increasing the time required to generate lather. Between about 4 and about 100 apertures per inch can provide suitable lather speed and quality.

The apertures 102 can comprise between about 15 and about 75 percent of the total surface of the first layer 100. The apertures 102 shown in FIGs. 1, 3 and 4 are bilaterally staggered (staggered in both the machine and cross machine directions) in a repeating, nonrandom pattern. In one embodiment, the first layer 100 comprises a paper web which is dry creped 30 percent (30 percent foreshortening) with greater than about 25 percent wet extensibility, and has about 40 to about 50 apertures 102 per square inch, the apertures 102 having a length of about 0.10 to about 0.18 inch and a width of about 0.07 to about 0.15 inch, and a distance between apertures of about 0.05 to about 0.08 inch.

Another advantage is recognized when first layer 100 is apertured. As shown in FIG. 5B, in addition to the formation of elevated ridges 120, the wet extension of first layer 100 around apertures 102 forms what can best be described as cusps 106, or surface irregularities formed by the apertures 102. Cusps 106 give added texture to the surface of wipe 22 on the side of apertured first surface 100. This added texture may be modified as needed by adjusting the size and spacing of apertures 102.

In a currently preferred embodiment, a wipe 20 of the present invention comprises an apertured cellulosic paper first layer bonded to a synthetic nonwoven in a continuous network of intersecting lines defining diamond-shaped unbonded regions. This combination of materials and bonding method and pattern provides for a preferred wipe that exhibits increased texture and bulk on one side upon wetting, while maintaining relatively smooth softness on the other side, and has a wet caliper greater than the dry caliper.

In addition to the above description, it has been found that an additional processing step involving heating the substrate after application and curing of adhesive 300 further improves the texture and bulk, as well as the general aesthetic qualities of the disposable wiping article of the present invention. Without being bound by theory, it is believed that the process of heating causes the thermoplastic adhesive 300 to contract, thereby further

causing out-of-plane deformation of the substrate. By contracting in the plane of the wipe article, the substrate layer, or layers, experience a Z-direction increase in caliper, giving increased overall caliper with a pleasing quilted look. This result (Z-direction caliper increase) is independent of the number of layers, or their wet-extensible properties; a single layer substrate experiences caliper increase without the benefit of differential wet-extensibility of adjacent layers.

Upon subjecting the substrate to a post-cure heat treatment according to the present invention, the substrate exhibits a resulting surface topography with significant differences in maximum and minimum calipers. The difference between maximum and minimum calipers is limited only by the substrate material, e.g., the amount of crepe induced foreshortening, and the pattern and amount of adhesive applied in a continuous network on the substrate. Once heat treated, however, the resulting caliper increase results in an accompanying increase in texture and bulk, but, surprisingly does not significantly affect the softness or flexibility of the substrate.

In addition to the beneficial structural changes that occur to a wipe processed according to the present invention, certain distinctive aesthetic qualities are also apparent. For example, as shown in FIG. 5C, in a two layer embodiment comprising a nonwoven layer, both layers experience Z-direction caliper increase in the unbonded regions of the substrate. For certain patterns of continuous networks of adhesive, this caliper increase in the nonwoven layer causes the substrate to have a soft, smooth, and aesthetically-pleasing quilted look and feel. This increased caliper, surface topography, texture and bulk may be induced independent of the wet-extensible properties of the individual substrates, and, in fact, is induced in the dry state. Therefore, certain dry wipe applications may benefit from wipes prepared according to the present invention.

A further benefit gained by post-lamination heat treatment of multi-ply substrates is increased bond strength between layers. This property is especially important in wet wipe applications, providing additional wet strength to the wipe.

By way of example, application of an EVA hot melt adhesive may increase in caliper between about 10-20% after a post-lamination heat treatment. One suitable

adhesive is a hot melt adhesive commercially available as H1382-01 from Ato Findley Adhesives of Wauwatosa, Wisconsin. To effect contraction, the wipe having a continuous network of adhesive (either single or multi-ply) is allowed to equilibrate to room temperature to ensure that the adhesive has set. Afterwards, raising the temperature to 107 degrees Celsius for 20 seconds is sufficient to initiate contraction of the polymer network. This step may be performed in an oven, while the wipe is not under tension. In a similar manner to the aforementioned buckling of the wet extensible creped paper out of the plane of the article, the contraction of the polymeric network also causes the ply or plies to buckle out of the plane of the article, thereby resulting in increased caliper.

While not wishing to be bound by theory, it is believed that the surface area of the substrate, for example, the nonwoven and/or paper ply, do not significantly change. However, the polymeric network shrinks by a measurable amount, in some cases approximately 5%. Therefore, this reduced surface area forces the attached ply or plies to buckle out of the plane of the article.

While not wishing to be bound by theory, it is believed that for this process to be effective, the pattern of bonding should be a continuous or essentially continuous network. As used herein, the term continuous network refers to pattern, such as the pattern shown in FIG. 1, which defines discrete unbonded regions. The discrete unbonded regions may be in the shape of virtually any geometric closed figure. It is currently believed that discrete bond sites will not sufficiently contract to improve the appearance of the article.

#### **EXAMPLE OF A PREFERRED EMBODIMENT:**

In a currently preferred embodiment, a wipe 20 of the present invention comprises an apertured cellulosic paper first layer bonded to a synthetic nonwoven in a continuous network of intersecting lines defining diamond-shaped unbonded regions. This combination of materials and bonding method and pattern provides for a preferred wipe that exhibits increased texture and bulk on one side upon wetting, while maintaining

relatively smooth softness on the other side, and has a wet caliper greater than the dry caliper. Post-heat treatment of the laminate results in additional bulk, texture, and an aesthetically-pleasing quilted appearance on the nonwoven side.

#### FIRST LAYER OF A PREFERRED EMBODIMENT:

Referring to the components of the article 20 in more detail, suitable materials from which the first layer 100 can be formed include foreshortened (such as by creping) wetlaid paper webs. Other suitable materials can include woven materials, nonwoven materials, foams, battings, and the like.

The first layer 100 should be constructed to have a wet extensibility of at least 4 percent, more preferably at least about 10 percent, and still more preferably at least about 20 percent. In one embodiment, the first layer has a wet extensibility of at least about 30 percent. Preferably, the difference between the wet extensibility of the first layer and the wet extensibility of the second layer (the wet extensibility of the second layer subtracted from the wet extensibility of the first layer) is at least about 4 percent, more preferably at least about 10 percent, and still more preferably at least about 30 percent.

The fibers or filaments of the first layer 100 can be natural (e.g. cellulosic fibers such as wood pulp fibers, cotton linters, rayon, and bagasse fibers) or synthetic (e.g. polyolefins, polyamides or polyesters), or combinations thereof.

Wet extensibility can be due to relaxation of crepe-induced foreshortening. Therefore, the first layer 100 can comprise a wetlaid paper web of cellulosic wood pulp fibers which is foreshortened at least about 4 percent, more preferably at least about 10 percent, and still more preferably at least about 20 percent. In one embodiment the paper was foreshortened 35 percent by dry creping off a Yankee dryer during papermaking. Referring to FIG. 4, the first layer 100 is shown comprising crepe ridges 105 corresponding to the foreshortening of the first layer 100. The machine direction (MD) and cross machine direction (CD) are indicated in FIGs. 1 and 2. The machine direction corresponds to the direction of manufacture of the paper web of first layer 100. The

crepe ridges 105 are generally perpendicular to the machine direction, and generally parallel to the cross machine direction of the paper web of first layer 100.

The paper web of the first layer 100 can have a basis weight of between about 15 to about 65 grams per square meter. In a preferred embodiment, the basis weight of the first layer 100 is between about 25 to about 45 grams per square meter, and in a more preferred embodiment, the basis weight is between about 32 to about 35 grams per square meter.

While not wishing to be bound by theory, it is believed that the paper strength can significantly alter the overall appearance of the complete article. The amount of crepe input to the first layer is directly proportional to the amount of planar expansion and thereby the amount of caliper generated. However, if the wet strength of the paper article is insufficient, the "buckles" will collapse to form a more "wrinkled" product. Therefore both crepe and wet strength can be adjusted to provide a precise amount of texture based on the intended use of the article. Preferably, wet burst measurements (measured by a Thwing-Albert Burst tester model number 1300-77) are between 100 and 1200 grams per ply. More preferably between 400 and 700 grams per ply and most preferably between 500 and 600 grams per ply.

In a more preferred embodiment, first layer 100 comprises an apertured wetlaid paper web of cellulosic wood pulp fibers. Apertures 102 can be formed in the first layer 100 in any suitable manner. For instance, the apertures 102 can be formed in the first layer 100 during formation of the paper web of the first layer 100, or alternatively, after the paper web of the first layer 100 is manufactured. In one embodiment, the paper web of the first layer 100 is produced according to the teachings of one or more of the following U.S. Patents, which Patents are incorporated herein by reference: U.S. 5,245,025 issued Sept. 14, 1993 to Trokhan et al.; U.S. 5,277,761 issued January 11, 1994 to Phan et al.; and U.S. 5,654,076 issued August 5, 1997 to Trokhan et al. In particular, U.S. 5,277,761 at Column 10 discloses formation of a paper web having a apertures.

Prior to wetting of the first layer, the creped first layer 100 can have between about 4 and about 300 apertures 102 per square inch, and more preferably between about 4 and about 100 apertures 102 per square inch. Wetting a creped paper web causes the web, if unrestrained, to expand in at least one direction, such as the machine direction, so that the number of apertures 102 per square inch after wetting can be smaller than the number of apertures per square inch prior to wetting. Similarly, when apertures are formed in a paper web, and the paper web is subsequently creped, the number of apertures per square inch prior to creping will be smaller than the number of apertures per square inch after creping. Accordingly references to paper web dimensions refer to dimensions after creping and prior to wetting.

The apertures 102 can comprise between about 15 and about 75 percent of the total surface of the first layer 100. The apertures 102 shown in FIG. 4 are bilaterally staggered (staggered in both the machine and cross machine directions) in a repeating, nonrandom pattern. In one embodiment, the first layer 100 comprises a paper web which is dry creped 30 percent (30 percent foreshortening) with greater than about 25 percent wet extensibility, and has about 40 to about 50 apertures 102 per square inch, the apertures 102 having a length 103 (FIG. 4) of about 0.10 to about 0.18 inch and a width 104 of about 0.07 to about 0.15 inch, and a distance between apertures 106 of about 0.05 to about 0.08 inch.

The paper web is manufactured by first forming an aqueous papermaking furnish. The furnish comprises papermaking fibers, and can further comprise various additives. U.S. Patent 5,223,096 issued June 29, 1993 to Phan et al. is incorporated herein by reference for the purpose of disclosing various wood pulps and papermaking additives.

A suitable paper web for making the first layer 100 can be manufactured according to the following description. A papermaking furnish is prepared from water and highly refined Kraft pulp derived from northern softwoods (NSK), the paper furnish having a fiber consistency of about 0.2 percent (dry fiber weight divided by the total weight of the furnish equals 0.002). A dry strength additive such as carboxymethyl cellulose (CMC) is added to the 100 % NSK furnish in the amount of about 5 pounds of CMC solids per ton of dry papermaking fibers. A wet strength additive such as Kymene

557H (available from Hercules, Inc. of Wilmington, Del.) is added to the furnish in the amount of about 28 pounds of Kymene solids per ton of dry papermaking fibers.

Referring to FIG. 6, the furnish is deposited from a headbox 500 of a papermaking machine to a forming element 600 at a fiber consistency of about 0.2 percent. The forming element 600 is in the form of a continuous belt in FIG. 6. The slurry of papermaking fibers is deposited on the forming element 600, and water is drained from the slurry through the forming element 600 to form an embryonic web of papermaking fibers designated by reference numeral 543 in FIG. 6.

FIG. 7 shows a portion of the forming element 600. The forming element 600 has two mutually opposed faces. The face which is shown in FIG. 7 is the face which contacts the papermaking fibers of the web being formed. A description of a forming element of the type shown in FIG. 7 is provided in the above referenced U.S. Patents 5,245,025; 5,277,761; and 5,654,076.

The forming element 600 has flow restriction members in the form of resin protuberances 659. The forming element 600 shown comprises a patterned array of protuberances 659 joined to a reinforcing structure 657, which may comprise a foraminous element, such as a woven screen or other apertured framework. The protuberances 659 extend above the reinforcing structure 657.

A suitable forming element 600 has about 37 protuberances 659 per square inch of surface of the forming element 600, with the protuberances 659 covering about 35 percent of the surface of the forming element 600, as viewed in FIG. 7, and the protuberances extending 0.0255 inches above the surface of the reinforcing structure 657. The protuberances can have a machine direction length X of about 0.1511 inch and a cross machine direction width Y of about 0.0924 inch.

The reinforcing structure 657 is substantially fluid pervious, while the protuberances 659 are substantially fluid impervious. Accordingly, as the liquid in the papermaking furnish drains through the forming element, the papermaking fibers in the furnish will be retained on the reinforcing structure 657, leaving apertures in the



embryonic web 543 corresponding generally in size, shape and location to the size, shape and location of the protuberances 659.

Referring back to FIG. 6, the embryonic web 543 is transferred to a conventional dewatering felt 550 with the aid of a vacuum pick up shoe 560. The web 543 is transferred to the felt 550 at a fiber consistency of about 4 percent. The web 543 is carried on the felt 550 to a nip 570 formed between a vacuum pressure roll 572 and a Yankee dryer drum 575. The web 543 is dried on the Yankee drum 575 to a fiber consistency of about 96 percent, at which point the web is creped from the Yankee drum 575 with a doctor blade 577 having a bevel angle of about 25 degrees and an impact angle of about 81 degrees. The web is wound on a reel at a rate (lineal feet per second) which is slower than the surface speed of the Yankee drum to foreshorten the web about by the desired amount. The foreshortened web can have a basis weight of about 33 grams per square meter, and a thickness of about 12 to 13 mils (0.012 to 0.013 inch) as measured with a confining pressure of 95 grams per square inch and a load foot having a diameter of 2 inches.

#### SECOND LAYER OF A PREFERRED EMBODIMENT:

In a preferred embodiment, the first layer 100 is joined to the second layer 200 to constrain extension of selected portions of the first layer 100 when the first layer is wetted. The second layer 200 has a lower wet extensibility than that of the first layer 100.

Suitable materials from which the second layer 200 can be formed include woven materials, nonwoven materials, foams, battings, and the like. Particularly preferred materials are nonwoven webs having fibers or filaments distributed randomly as in "air-laying" or certain "wet-laying" processes, or with a degree of orientation, as in certain "wet-laying" and "carding" processes.

One material from which the second layer 200 can be formed is a nonwoven web formed by hydroentanglement of fibers. A suitable hydroentangled web is a nonwoven, hydroentangled web comprising about 50 percent by weight rayon fibers and about 50

percent by weight polyester fibers, and having a basis weight of about 62 grams per square meter. A suitable hydroentangled nonwoven web is commercially available from PGI Nonwovens of Benson, N.C. under the designation Chicopee 9931.

#### BONDING:

Selected portions of the first layer 100 are joined directly (or indirectly such as through a third component) to the second layer 200 in a predetermined bonding pattern to provide a plurality of bonded and unbonded regions of the first layer 100. In FIG. 1, the bonded regions are designated 110, and the unbonded regions are designated 114. Each of the first and second layers 100 and 200 can have a machine direction, and the first and second layers can be bonded so that the machine direction of the first layer is generally parallel to the machine direction of the second layer.

The first layer 100 and the second layer 200 can be joined using any suitable method, including but not limited to adhesive bonding, mechanical bonding, thermal bonding, mechanical-thermal bonding, ultrasonic bonding, and combinations thereof. In particular, in a preferred embodiment, adhesive is applied by printing methods, such as gravure printing, reverse gravure printing, screen printing, flexographic printing, and the like. In one preferred embodiment, screen printing was used to print an EVA hot melt adhesive in a lattice pattern generally as shown in FIG. 1. The screen used for this embodiment was a 40 mesh Galvano screen manufactured by Rothtec Engraving Corp., New Bedford, MA.

The adhesive is preferably water insoluble so that the article 20 can be wetted with water without delamination of the first and second layers. The adhesive is preferably also surfactant tolerant. By "surfactant tolerant" it is meant that the bonding characteristics of the adhesive are not degraded by the presence of surfactants. Suitable adhesives include EVA (ethylene vinyl acetate) based hot melt adhesives. One suitable adhesive is a hot melt adhesive commercially available as H1382-01 from Ato Findley Adhesives of Wauwatos, Wisconsin.

With reference to FIG. 1, the hot melt adhesive can be applied to the nonwoven second layer 200 in a continuous network defining a discontinuous plurality of unbonded regions 114. In one preferred embodiment, as shown in FIG. 1, the adhesive is applied as parallel, spaced apart lines in a first direction, intersected by parallel, spaced apart lines in a second direction. The intersecting lines form diamond-shaped patterns of unbonded regions in the final wipe. In the embodiment shown in FIG. 1, the hot melt adhesive can be applied in lines having a width of about 0.01 inch to about 0.5 inch, preferably about 0.05 to about 0.07 inch. The spacing between adjacent lines of adhesive can be about 0.2 inch to about 2.0, preferably about 0.4 to about 0.6 inches.

The resulting laminate of the first and second layers can have an average dry caliper of about 29.7 mils (0.0297 inch), an average wet caliper of about 36.5 mils (0.0365 inch), and a wet caliper to dry caliper ratio of about 1.23. The dry caliper, wet caliper, and wet caliper to dry caliper ratio are measured as described below under "Wet Caliper to Dry Caliper Ratio." If the product undergoes a post lamination heat treatment as described above, the resulting product can have an average dry caliper of 34.2 mils (0.0342 inch).

#### **WET EXTENSIBILITY TEST**

The wet extensibility of a layer, such as the layer 100 or the layer 200, is determined using the following procedure. Samples are conditioned at 70 degrees Fahrenheit and 50 percent relative humidity for two hours prior to testing.

First, the direction of greatest wet extensibility in the plane of the layer is determined. For dry creped paper webs, this direction will be parallel to the machine direction, and generally perpendicular to the crepe ridges.

If the direction of greatest wet extensibility is not known, the direction can be determined by cutting seven samples from a sheet with sample lengths oriented between 0 degrees and 90 degrees, inclusive, with respect to a reference line drawn on the sheet. The samples are then measured as set forth below to determine the direction of greatest wet extensibility.

Once the direction of the greatest wet extensibility is determined, 8 samples are cut to have a length of about 7 inches measured parallel to the direction of greatest wet extensibility, and a width of at least 1 inch. The samples are cut from unbonded portions of the layers 100 and 200, or, if unbonded portions having the above dimensions cannot be cut from the article 20, then samples are cut from the layers 100 and 200 prior to bonding the layers together. Two marks are placed on each sample, such as with an ink pen. The marks are spaced apart 5 inches as measured parallel to the direction of greatest wet extensibility. This 5 inch length is the initial dry test length of the sample.

Each sample is thoroughly wetted by submerging the sample in distilled water for 30 seconds in a water bath. Each sample is removed from the water bath and immediately supported to hang vertically so that a line through the two marks is generally vertical. The wet sample is supported such that the support does not interfere with extension between the two marks (e.g. with a clip which does not contact the sample between the two marks). The wet test length of the sample is the distance between the two marks. The distance is measured within 30 seconds of removing the sample from the water bath.

For each sample, the sample wet extension is calculated as

$$\text{Sample Wet Extension} = (\text{wet test length} - \text{initial dry test length}) / (\text{initial dry test length}) \times 100$$

For example, for a measured wet test length of 6.5 inches and an initial dry test length of 5.0 inches, the wet extension is  $((6.5-5)/5) \times 100 = 30$  percent.

The wet extensibility of the samples is the average of 8 calculated values of sample wet extension.

#### **WET CALIPER TO DRY CALIPER RATIO:**

The wet caliper to dry caliper ratio is measured using a Thwing-Albert Instrument Co. Electronic Thickness Tester Model II, using the following procedure. Samples are conditioned at 70 degrees Fahrenheit and 50 percent relative humidity for two hours prior to testing.

The dry caliper of the article 20 is measured using a confining pressure of 95 grams per square inch and a load foot having a diameter of 2 inches. The dry caliper is measured for eight samples. For each sample, the caliper is measured with the load foot centered on an unbonded region of the first layer 100. The eight caliper measurements are averaged to provide an average dry caliper.

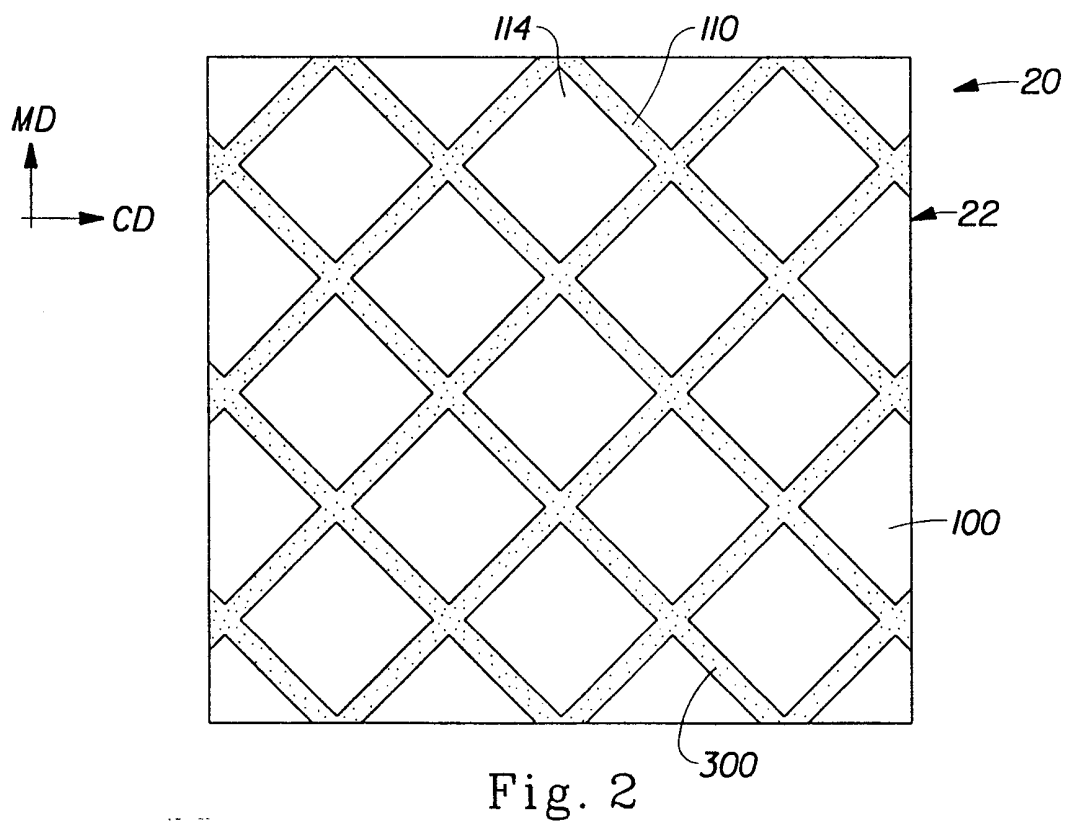
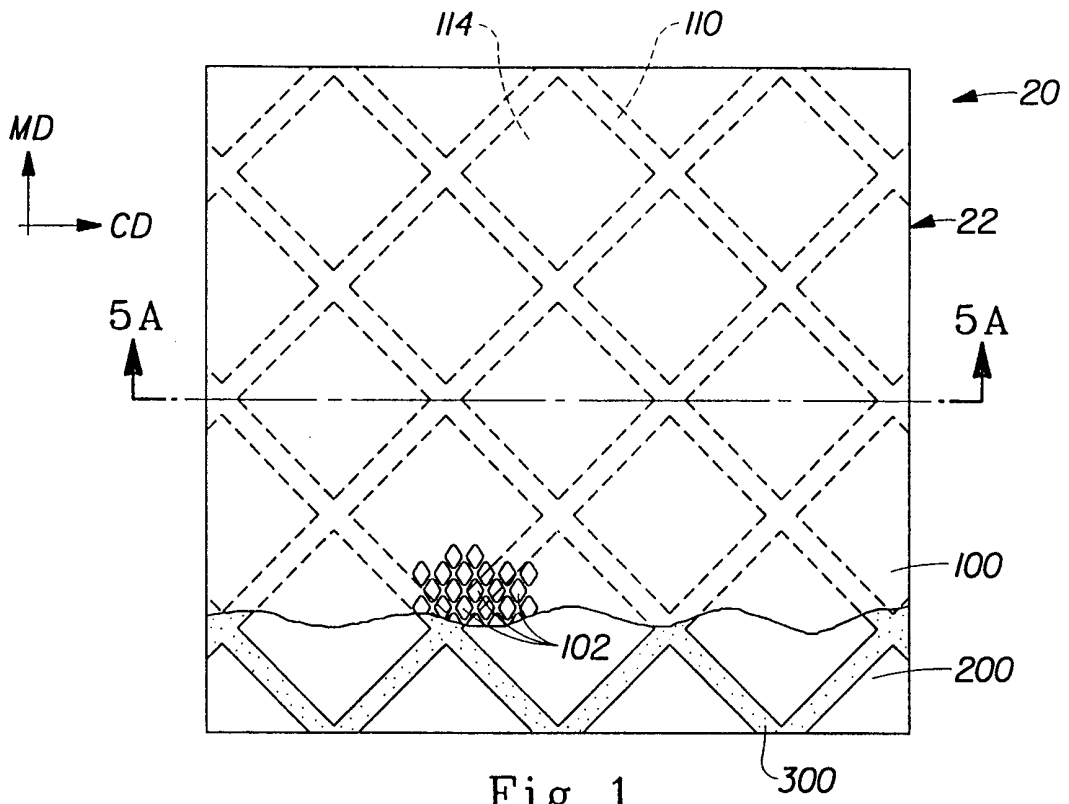
Each sample is then wetted by submerging the sample in a distilled water bath for 30 seconds. The sample is then removed from the water bath. The caliper of the wet sample is measured within 30 seconds of removing the sample from the bath. The wet caliper is measured in the same location in which the dry caliper was previously measured. The eight wet caliper measurements are averaged to provide an average wet caliper. The wet caliper to dry caliper ratio is the average wet caliper divided by the average dry caliper.

**What is claimed is:**

1. A disposable wiping article characterized by:  
at least one web layer having a surface topography exhibiting regions of minimum and maximum calipers; and  
a continuous polymer network bonded to said web layer, said polymer network defining bonded regions and a plurality of unbonded regions;  
wherein said minimum caliper is coincident said bonded regions.
2. The wiping article of Claim 1, wherein said polymer network comprises thermoplastic adhesive, preferably ethylene vinyl acetate.
3. The wiping article of Claims 1 or 2, wherein said web layer is cellulosic paper, and preferably apertured cellulosic paper.
4. The wiping article of any of Claims 1-3, wherein said web layer is a nonwoven material.
5. A disposable wiping article comprising at least one web layer having a continuous polymer network bonded to said web layer, said polymer network defining bonded regions and a plurality of unbonded regions, wherein said unbonded regions define regions of maximum caliper upon heating of the wiping article.
6. A method for making a wiping article having a surface topography exhibiting regions of minimum and maximum calipers, the method characterized by the steps of:
  - (a) providing a first web layer;
  - (b) providing a thermoplastic adhesive;
  - (c) applying said thermoplastic adhesive, preferably ethylene vinyl acetate, to said first web layer in a continuous network;
  - (d) curing said thermoplastic adhesive;
  - (e) heating said thermoplastic adhesive to effect contraction of said thermoplastic adhesive.

7. The method of Claim 6, wherein said first web layer comprises cellulosic paper.
8. The method of Claims 6 or 7, wherein said first web layer is a nonwoven material.
9. The method of Claim 6, further characterized by the steps of:
  - (a') providing a second web layer; and
  - (c') bonding said first and second web layers in a face to face relationship.
10. The method of Claim 9, wherein said first web layer comprises cellulosic paper, preferably an apertured cellulosic paper, and said second web layer comprises nonwoven material.

1 / 4





2/4

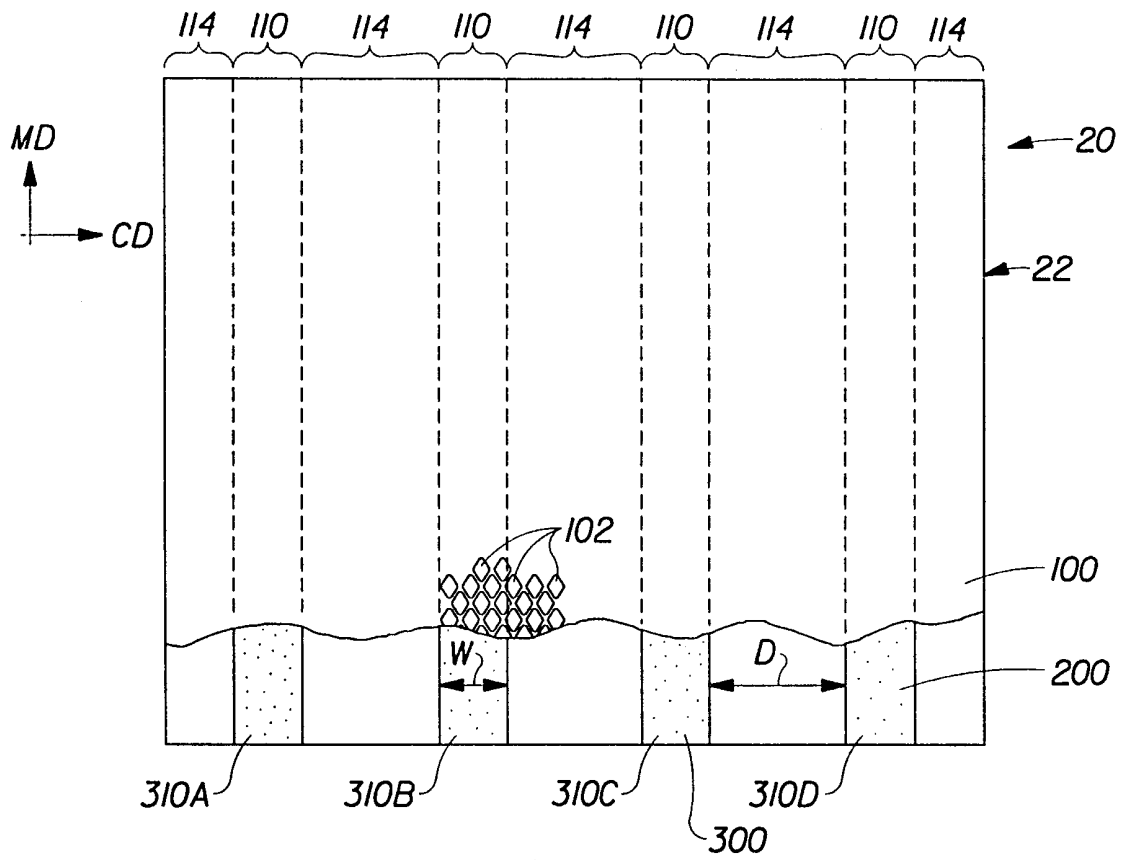


Fig. 3

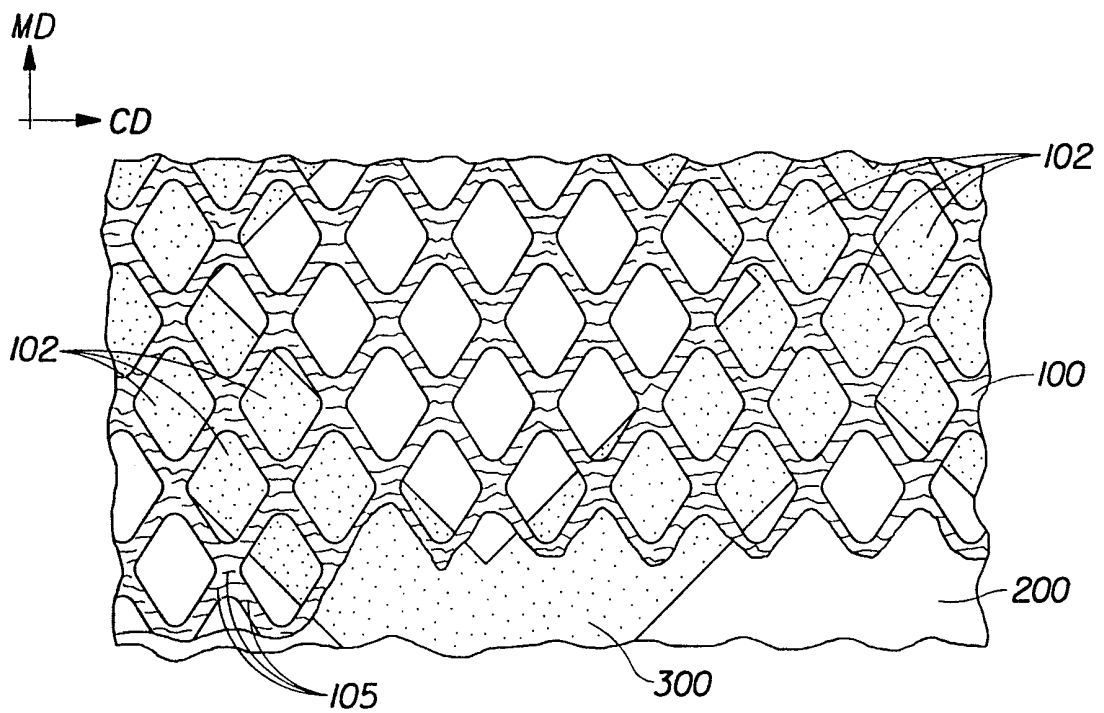


Fig. 4

3/4

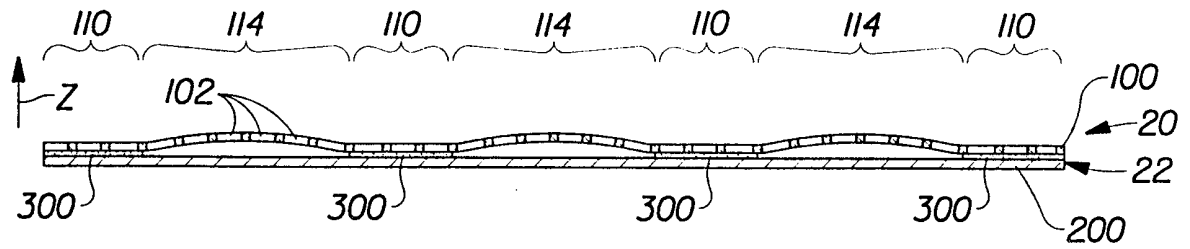


Fig. 5A

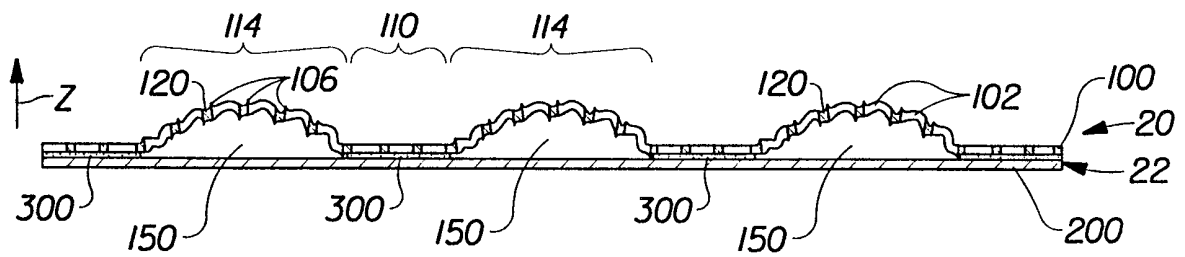


Fig. 5B

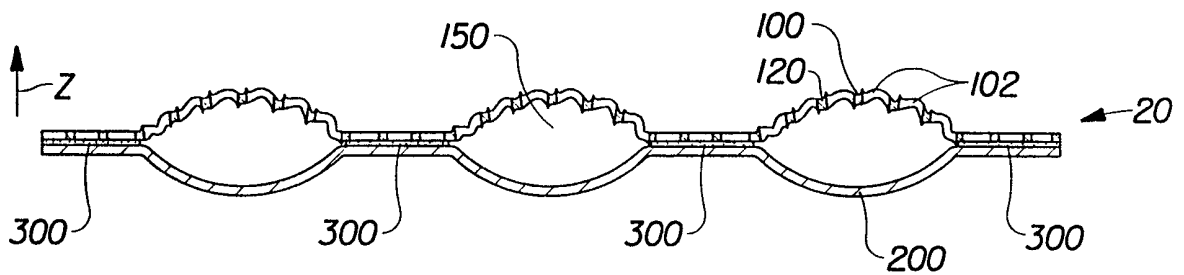


Fig. 5C

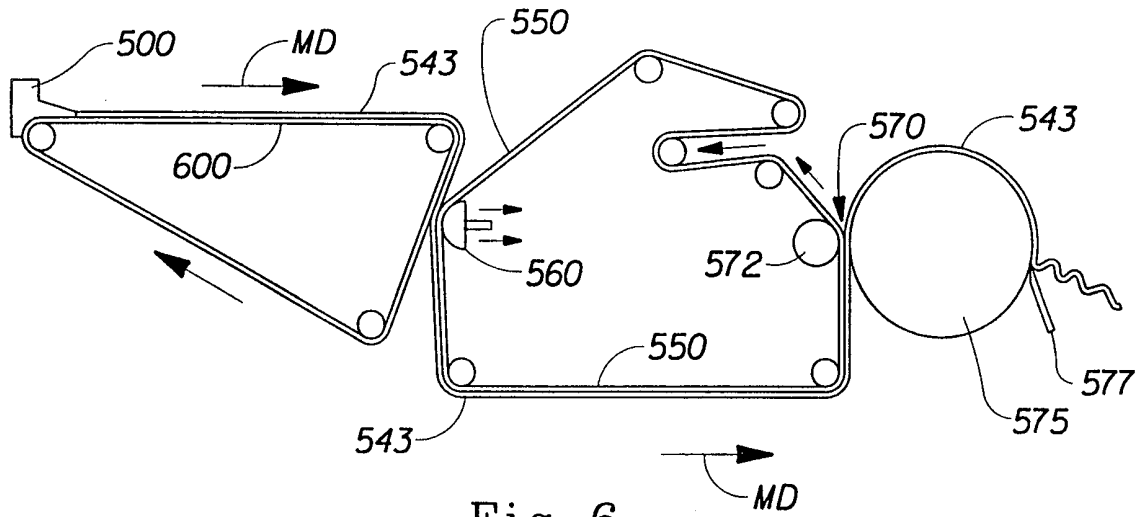


Fig. 6

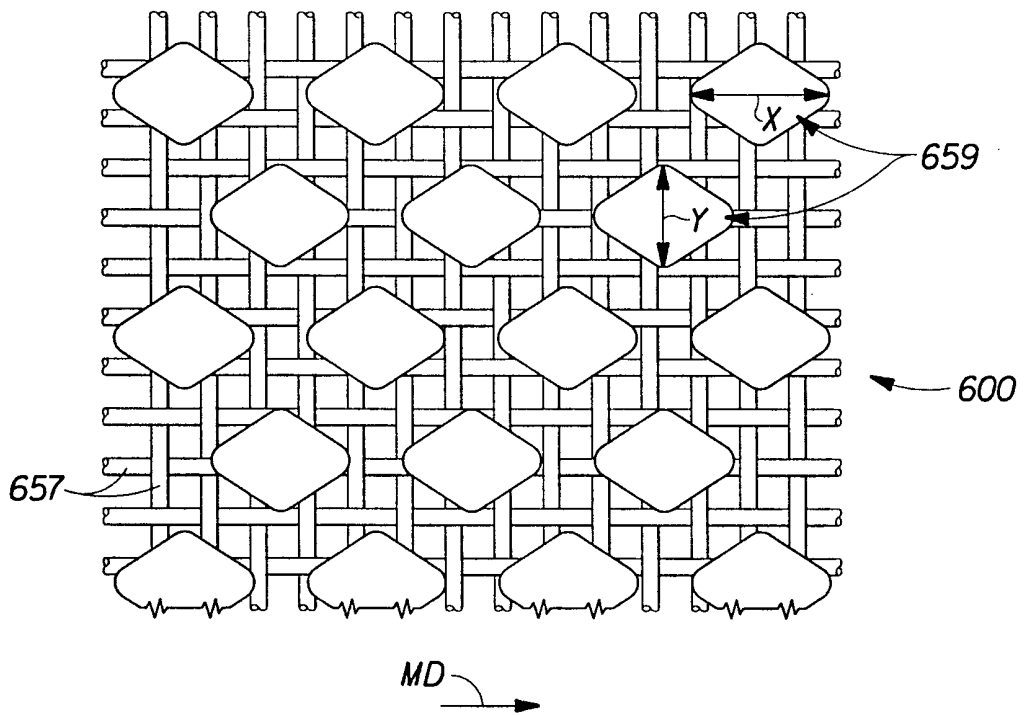


Fig. 7

# INTERNATIONAL SEARCH REPORT

Internat'l Application No  
PCT/IB 99/00112

<b>A. CLASSIFICATION OF SUBJECT MATTER</b> IPC 6 A47L13/16 D21H19/68 D21H19/74 D21H27/34		
According to International Patent Classification (IPC) or to both national classification and IPC		
<b>B. FIELDS SEARCHED</b>		
Minimum documentation searched (classification system followed by classification symbols) IPC 6 A47L D21H		
Documentation searched other than minimum documentation to the extent that such documents are included in the fields searched		
Electronic data base consulted during the international search (name of data base and, where practical, search terms used)		
<b>C. DOCUMENTS CONSIDERED TO BE RELEVANT</b>		
Category °	Citation of document, with indication, where appropriate, of the relevant passages	Relevant to claim No.
X	GB 1 276 228 A (PAPER CONVERTING MACHINE COMPANY, INC.) 1 June 1972 see the whole document ---	1-10
X	FR 2 355 950 A (NORTENE SA) 20 January 1978 see the whole document ---	1,3-5
X	US 3 673 026 A (BROWN STIRLING ROBERT) 27 June 1972 see the whole document ---	1-4
P,X	EP 0 872 206 A (KAO CORP) 21 October 1998 see figures 1,2; examples 1,2 ---	1,4
X	US 5 525 397 A (SHIZUNO AKIHITO ET AL) 11 June 1996 see claim 1; figures 1-4; examples 1-4 ---	1,4
-/--		
<input checked="" type="checkbox"/> Further documents are listed in the continuation of box C.		
<input checked="" type="checkbox"/> Patent family members are listed in annex.		
° Special categories of cited documents :		
"A" document defining the general state of the art which is not considered to be of particular relevance	"T" later document published after the international filing date or priority date and not in conflict with the application but cited to understand the principle or theory underlying the invention	
"E" earlier document but published on or after the international filing date	"X" document of particular relevance; the claimed invention cannot be considered novel or cannot be considered to involve an inventive step when the document is taken alone	
"L" document which may throw doubts on priority claim(s) or which is cited to establish the publication date of another citation or other special reason (as specified)	"Y" document of particular relevance; the claimed invention cannot be considered to involve an inventive step when the document is combined with one or more other such documents, such combination being obvious to a person skilled in the art.	
"O" document referring to an oral disclosure, use, exhibition or other means	"&" document member of the same patent family	
"P" document published prior to the international filing date but later than the priority date claimed		
Date of the actual completion of the international search  <div style="text-align: center; font-weight: bold;">13 April 1999</div>	Date of mailing of the international search report  <div style="text-align: center; font-weight: bold;">21/04/1999</div>	
Name and mailing address of the ISA European Patent Office, P.B. 5818 Patentlaan 2 NL - 2280 HV Rijswijk Tel. (+31-70) 340-2040, Tx. 31 651 epo nl, Fax: (+31-70) 340-3016	Authorized officer  <div style="text-align: center; font-weight: bold;">Sony, 0</div>	

# INTERNATIONAL SEARCH REPORT

Inter. Appl. Application No  
PCT/IB 99/00112

**C.(Continuation) DOCUMENTS CONSIDERED TO BE RELEVANT**

Category	Citation of document, with indication, where appropriate, of the relevant passages	Relevant to claim No.
A	WO 91 01396 A (LEONE DEMETRIO) 7 February 1991 see the whole document -----	1,3-5
A	US 4 429 014 A (SMOYER JOHN C ET AL) 31 January 1984 -----	

# INTERNATIONAL SEARCH REPORT

information on patent family members

International Application No

PCT/IB 99/00112

Patent document cited in search report	A	Publication date	Patent family member(s)	Publication date
GB 1276228	A	01-06-1972	DE 2035167 A	11-02-1971
FR 2355950	A	20-01-1978	NONE	
US 3673026	A	27-06-1972	CA 977265 A DE 2101099 A FR 2076060 A	04-11-1975 22-07-1971 15-10-1971
EP 0872206	A	21-10-1998	AU 6191598 A JP 11000295 A	22-10-1998 06-01-1999
US 5525397	A	11-06-1996	JP 2765690 B JP 7184815 A CN 1120921 A	18-06-1998 25-07-1995 24-04-1996
WO 9101396	A	07-02-1991	AT 103998 T AU 6068990 A CA 2037916 A DD 296718 A DE 69007955 D EP 0436009 A GR 90100522 A,B HU 69532 A JP 3069650 A	15-04-1994 22-02-1991 22-01-1991 12-12-1991 11-05-1994 10-07-1991 25-08-1992 28-09-1995 26-03-1991
US 4429014	A	31-01-1984	AU 565560 B AU 1820783 A BE 897267 A CA 1199565 A DE 3390079 C DE 3390079 T FR 2530185 A GB 2137557 A,B NL 8320226 T WO 8400323 A	17-09-1987 08-02-1984 03-11-1983 21-01-1986 09-06-1994 18-10-1984 20-01-1984 10-10-1984 01-06-1984 02-02-1984