



US00D711840S

(12) **United States Design Patent**
Lowes et al.

(10) **Patent No.:** **US D711,840 S**

(45) **Date of Patent:** **** Aug. 26, 2014**

(54) **LED PACKAGE**

(75) Inventors: **Theodore Lowes**, Lompoc, CA (US);
Eric J. Tarsa, Goleta, CA (US); **Sten Heikman**, Goleta, CA (US); **Bernd Keller**, Santa Barbara, CA (US); **John A. Edmond**, Durham, NC (US); **Jesse Reiherzer**, Raleigh, NC (US); **Hormoz Benjamin**, Moorpark, CA (US)

(73) Assignee: **Cree, Inc.**, Durham, NC (US)

(**) Term: **14 Years**

(21) Appl. No.: **29/424,353**

(22) Filed: **Jun. 11, 2012**

(51) **LOC (10) Cl.** **13-03**

(52) **U.S. Cl.**

USPC **D13/180**

(58) **Field of Classification Search**

USPC D13/180; D26/1; 257/79, 80, 81, 88,
257/89, 95, 98, 99, 100, E33.058; 313/483,
313/498, 500; 362/555, 800

See application file for complete search history.

(56) **References Cited**

U.S. PATENT DOCUMENTS

5,040,868 A	8/1991	Waitl	
6,061,160 A	5/2000	Maruyama	
6,376,902 B1	4/2002	Arndt	
6,396,082 B1 *	5/2002	Fukasawa et al.	257/79
6,707,069 B2	3/2004	Song et al.	
6,759,733 B2	7/2004	Arndt	
6,900,511 B2	5/2005	Ruhnau et al.	
D508,233 S *	8/2005	Kasae et al.	D13/180
D509,196 S *	9/2005	Kamada	D13/180
6,940,704 B2	9/2005	Stalions	
7,066,626 B2	6/2006	Omata	

(Continued)

FOREIGN PATENT DOCUMENTS

CN	1417868 A	5/2003
CN	1977399	6/2007

(Continued)

OTHER PUBLICATIONS

Letter of Examination Report from Taiwanese Patent appl. No. 101307391, dated Jun. 5, 2013.

(Continued)

Primary Examiner — Selina Sikder

(74) *Attorney, Agent, or Firm* — Koppel, Patrick, Heybl & Philpott

(57) **CLAIM**

The ornamental design for an LED package, as shown and described herein.

DESCRIPTION

FIG. 1 is a top perspective view of an LED package according to one embodiment of the present invention.

FIG. 2 is a bottom perspective view of the LED package shown in FIG. 1.

FIG. 3 is a right elevation view of the LED package shown in FIG. 1.

FIG. 4 is a left elevation view of the LED package shown in FIG. 1.

FIG. 5 is a top view of the LED package shown in FIG. 1.

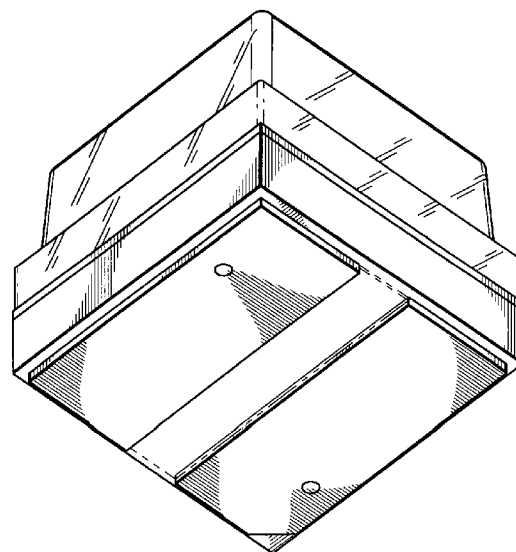
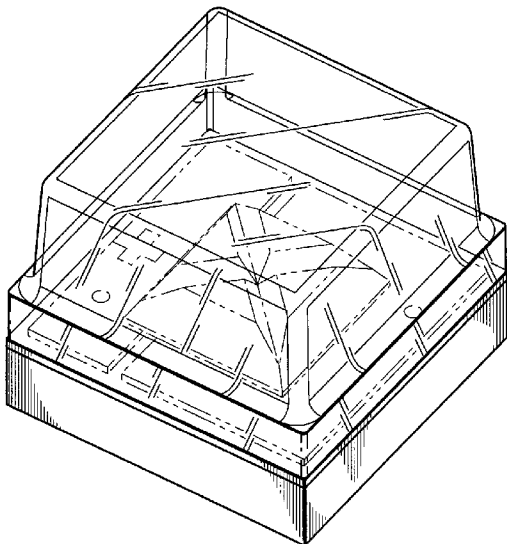
FIG. 6 is a bottom view of the LED package shown in FIG. 1.

FIG. 7 is a front elevation view of the LED package shown in FIG. 1; and,

FIG. 8 is a back elevation view of the LED package shown in FIG. 1.

The broken lines shown in the above figures depict environmental subject matter only and form no part of the claimed design in those embodiments.

1 Claim, 3 Drawing Sheets



(56)

References Cited

U.S. PATENT DOCUMENTS

7,102,215	B2	9/2006	Arndt	
7,183,632	B2	2/2007	Arndt	
7,224,000	B2	5/2007	Aanegola et al.	
7,271,425	B2	9/2007	Arndt et al.	
7,282,785	B2	10/2007	Yoshida	
7,317,181	B2	1/2008	Murakami et al.	
D572,210	S	7/2008	Lee	
D574,336	S	* 8/2008	Okada et al.	D13/180
D576,574	S	9/2008	Kobayakawa	
D591,697	S	5/2009	Andrews et al.	
D615,504	S	5/2010	Keller et al.	
D623,151	S	* 9/2010	Hwang et al.	D13/180
D623,152	S	* 9/2010	Hwang et al.	D13/180
D631,020	S	1/2011	Chuang et al.	
D633,631	S	3/2011	Shieh et al.	
D634,863	S	3/2011	Leung et al.	
D656,906	S	4/2012	Leung et al.	
D662,902	S	7/2012	Shieh et al.	
D671,507	S	* 11/2012	Lee et al.	D13/180
2020/0123163		9/2002	Fujii	
2002/0163001	A1	11/2002	Shaddock et al.	
2004/0041222	A1	3/2004	Loh	
2004/0079957	A1	4/2004	Andrews et al.	
2004/0126913	A1	7/2004	Loh	
2004/0238930	A1	12/2004	Arndt	
2006/0049477	A1	3/2006	Arndt et al.	
2006/0102917	A1	5/2006	Oyama et al.	
2007/0252250	A1	11/2007	Hui et al.	
2009/0108281	A1	4/2009	Keller et al.	
2009/0283781	A1	11/2009	Chan et al.	
2010/0078670	A1*	4/2010	Kim et al.	257/98
2012/0032202	A1*	2/2012	Ogata et al.	257/88

FOREIGN PATENT DOCUMENTS

EP	1187227	3/2002
EP	1953834 A1	8/2008
JP	2000188358	7/2000
JP	2003197974	7/2003
JP	2000223752	3/2006
JP	2007287981	11/2007
JP	2007299905	11/2007
TW	D123860	8/2008
TW	D128141	4/2009
WO	WO2004053933	6/2004

OTHER PUBLICATIONS

Cree® XLamp® MC-E LEDs Product Info Sheets, 14 pages.
 Nichia Corporation LEDs, Models NSSM016G, NSSM227, NESM026X, NSSM026BB, NESM005A, 9 pages.
 U.S. Appl. No. 29/412,854, filed Mar. 2012, Leung, et al.
 Reasons for Rejection from Japanese Design Patent Appl. No. 2013-004502, dated Aug. 6, 2013.
 Examination Report from Taiwanese Patent Appl. No. 102301478, dated Sep. 6, 2013.
 Design of Registration Notice from Japanese Patent Appl. No. 2012-030304, dated Jan. 21, 2014.
 First Office Action from Chinese Patent Appl. No. 201330052393.7, dated Jan. 9, 2014.
 Notice to Submit a Response from Korean Patent Appl. No. 30-2012-0059744, dated Nov. 26, 2013.
 Notice of Allowance and Search Report for Taiwanese Patent Appl. No. 101307391, dated Oct. 15, 2013.
 Notice to Submit a Response from Korean Design Appl. No. 30-2012-0059744 dated Apr. 28, 2014.

* cited by examiner

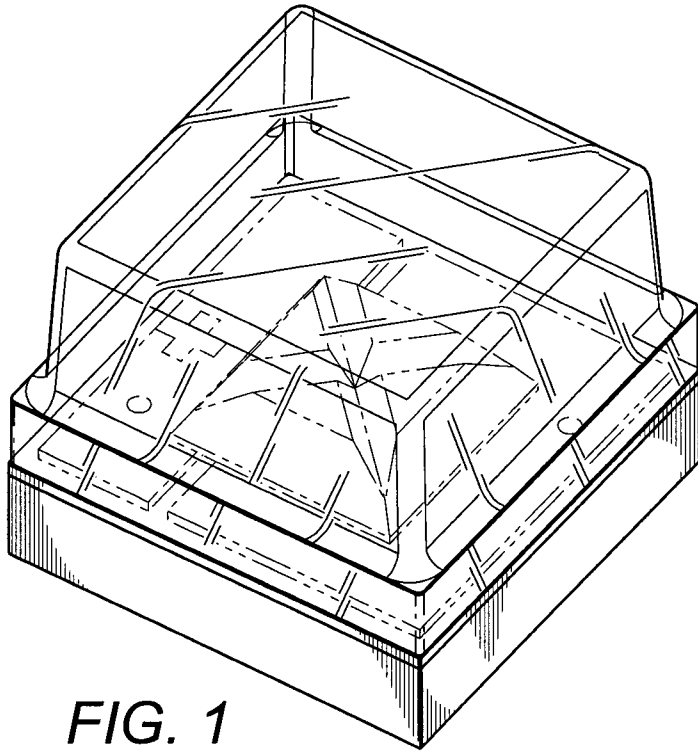


FIG. 1

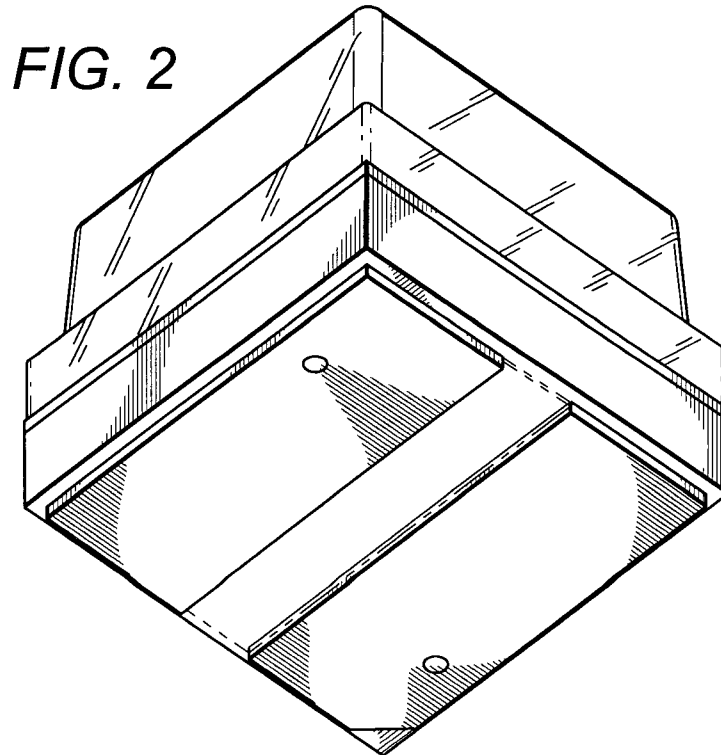


FIG. 2

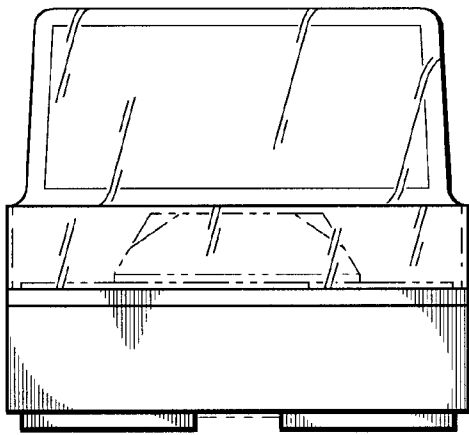


FIG. 3

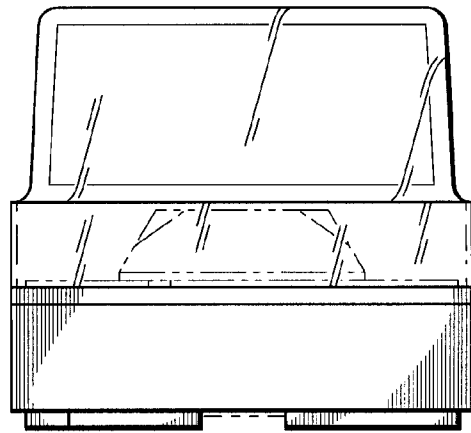


FIG. 4

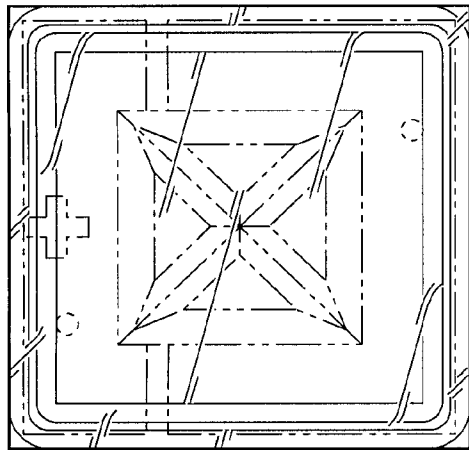


FIG. 5

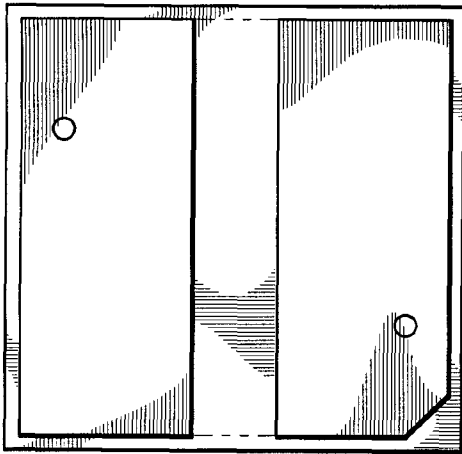


FIG. 6

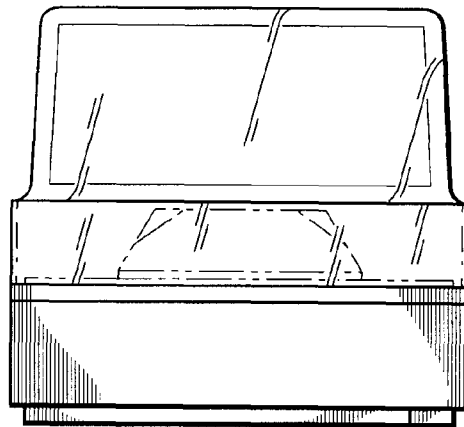


FIG. 7

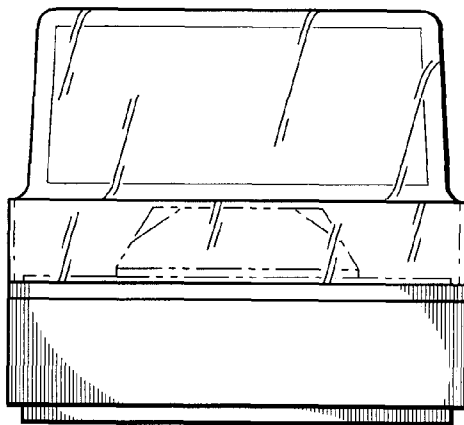


FIG. 8