



US00D590607S

(12) **United States Design Patent**
Beno et al.

(10) **Patent No.:** **US D590,607 S**

(45) **Date of Patent:** **** Apr. 21, 2009**

(54) **PRIVACY SCREEN**

(75) Inventors: **Steven J. Beno**, Gurnee, IL (US);
Mikael Backstrom, Chicago, IL (US);
Martijn Loerakker, Mundelein, IL
(US); **Jonathen Shearer**, Skokie, IL
(US)

(73) Assignee: **ACCO Brands USA LLC**, Lincolnshire,
IL (US)

(**) Term: **14 Years**

(21) Appl. No.: **29/296,181**

(22) Filed: **Oct. 16, 2007**

(51) **LOC (9) Cl.** **06-01**

(52) **U.S. Cl.** **D6/332**

(58) **Field of Classification Search** D6/332,
D6/396, 397, 449, 509, 432; D25/48, 58;
312/3-6, 195, 210, 265.4; 160/130, 131,
160/167 V, 215, 236; 211/180; D20/10,
D20/39, 41; D14/307

See application file for complete search history.

(56) **References Cited**

U.S. PATENT DOCUMENTS

| | | | | |
|-----------|-----|---------|-----------------|---------|
| 3,605,851 | A * | 9/1971 | Miles et al. | 160/135 |
| 3,861,084 | A | 1/1975 | Ford | |
| 4,121,645 | A * | 10/1978 | Behr | 160/135 |
| D250,378 | S * | 11/1978 | Woods | D25/58 |
| 4,161,850 | A * | 7/1979 | Peterson et al. | 52/65 |
| 4,214,392 | A * | 7/1980 | Virsen | 40/605 |
| D257,598 | S * | 12/1980 | Cyplik | D6/332 |
| D257,599 | S * | 12/1980 | Cyplik | D6/332 |
| D257,600 | S * | 12/1980 | Cyplik | D6/332 |
| D257,602 | S * | 12/1980 | Cyplik | D6/332 |
| D257,603 | S * | 12/1980 | Cyplik | D6/332 |
| D257,604 | S * | 12/1980 | Cyplik | D6/332 |
| D257,606 | S * | 12/1980 | Cyplik | D6/332 |
| D257,812 | S * | 1/1981 | Cyplik | D6/332 |

| | | | | |
|-----------|-----|---------|--------------------|---------|
| D275,579 | S * | 9/1984 | Brown et al. | D20/10 |
| 4,791,757 | A | 12/1988 | Orlando | |
| D307,604 | S * | 5/1990 | Banniza et al. | D20/10 |
| 4,998,598 | A | 3/1991 | Mardian et al. | |
| D328,529 | S * | 8/1992 | Lenarczyk | D6/329 |
| 5,394,658 | A | 3/1995 | Schreiner et al. | |
| 5,675,946 | A | 10/1997 | Verbeek et al. | |
| D392,114 | S * | 3/1998 | Thorp et al. | D6/332 |
| D400,361 | S * | 11/1998 | Sobrito | D6/332 |
| 5,966,879 | A | 10/1999 | Verbeek et al. | |
| 6,009,930 | A * | 1/2000 | Jantschek | 160/135 |
| D450,465 | S * | 11/2001 | Overthun et al. | D6/332 |
| 6,415,553 | B1 | 7/2002 | Krayer, Jr. et al. | |
| D485,080 | S * | 1/2004 | Stewich | D6/332 |
| D541,948 | S * | 5/2007 | Robson et al. | D25/58 |
| D559,564 | S * | 1/2008 | Bakker et al. | D6/332 |

* cited by examiner

Primary Examiner—Sandra Snapp

(74) *Attorney, Agent, or Firm*—Michael Best & Friedrich LLP

(57) **CLAIM**

We claim the ornamental design for a privacy screen, as shown and described.

DESCRIPTION

FIG. 1 is a perspective view of a privacy screen according to the invention;

FIG. 2 is a front view of the privacy screen of FIG. 1;

FIG. 3 is a rear view of the privacy screen of FIG. 1;

FIG. 4 is a left side view of the privacy screen of FIG. 1;

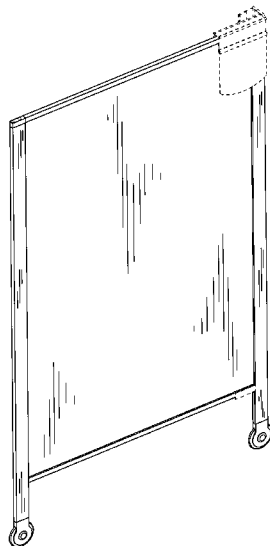
FIG. 5 is a right side view of the privacy screen of FIG. 1;

FIG. 6 is a top view of the privacy screen of FIG. 1; and,

FIG. 7 is a bottom view of the privacy screen of FIG. 1.

The broken lines shown in the figures are for illustrative purposes only and form no part of the claimed design.

1 Claim, 5 Drawing Sheets



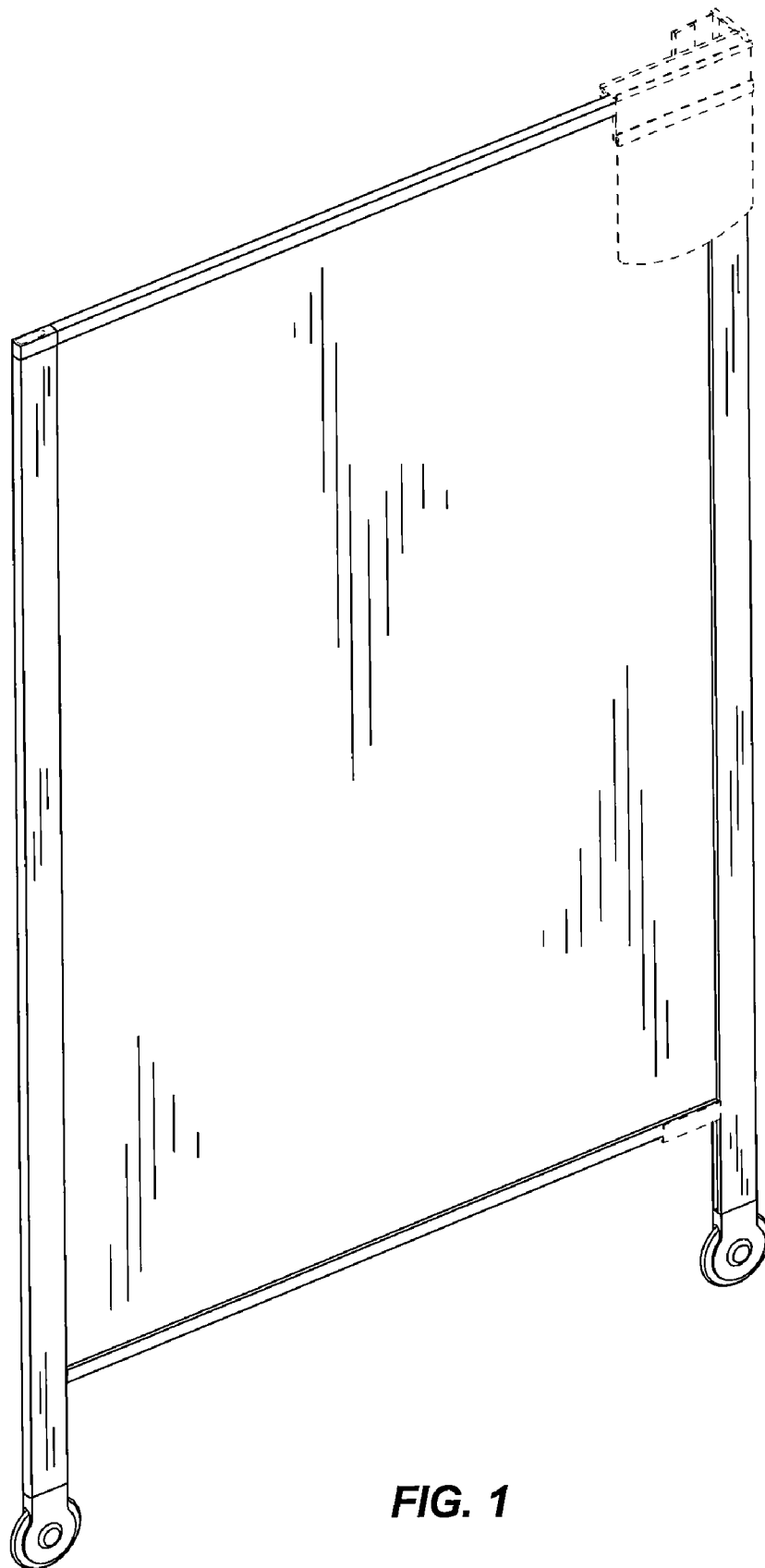


FIG. 1

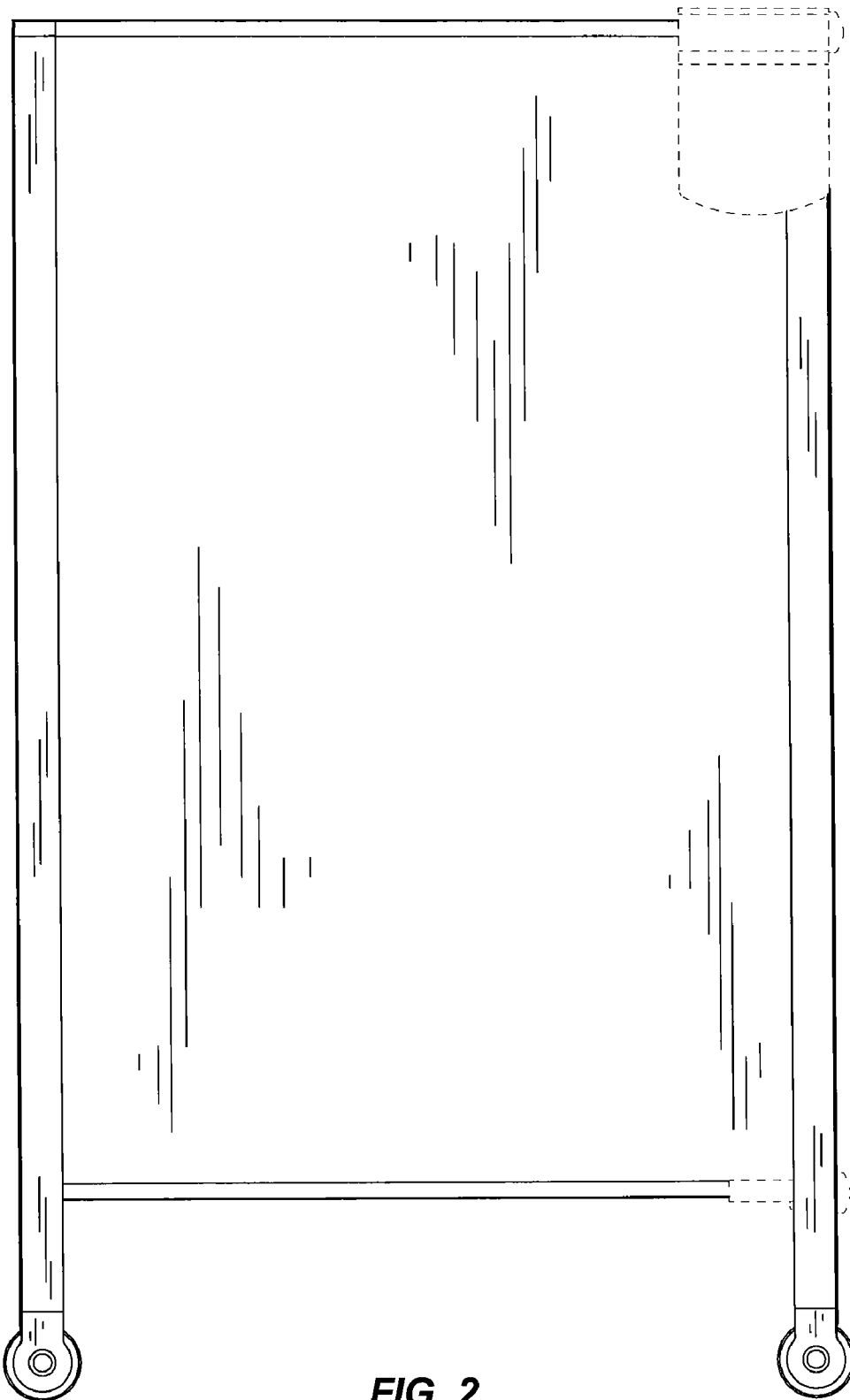


FIG. 2

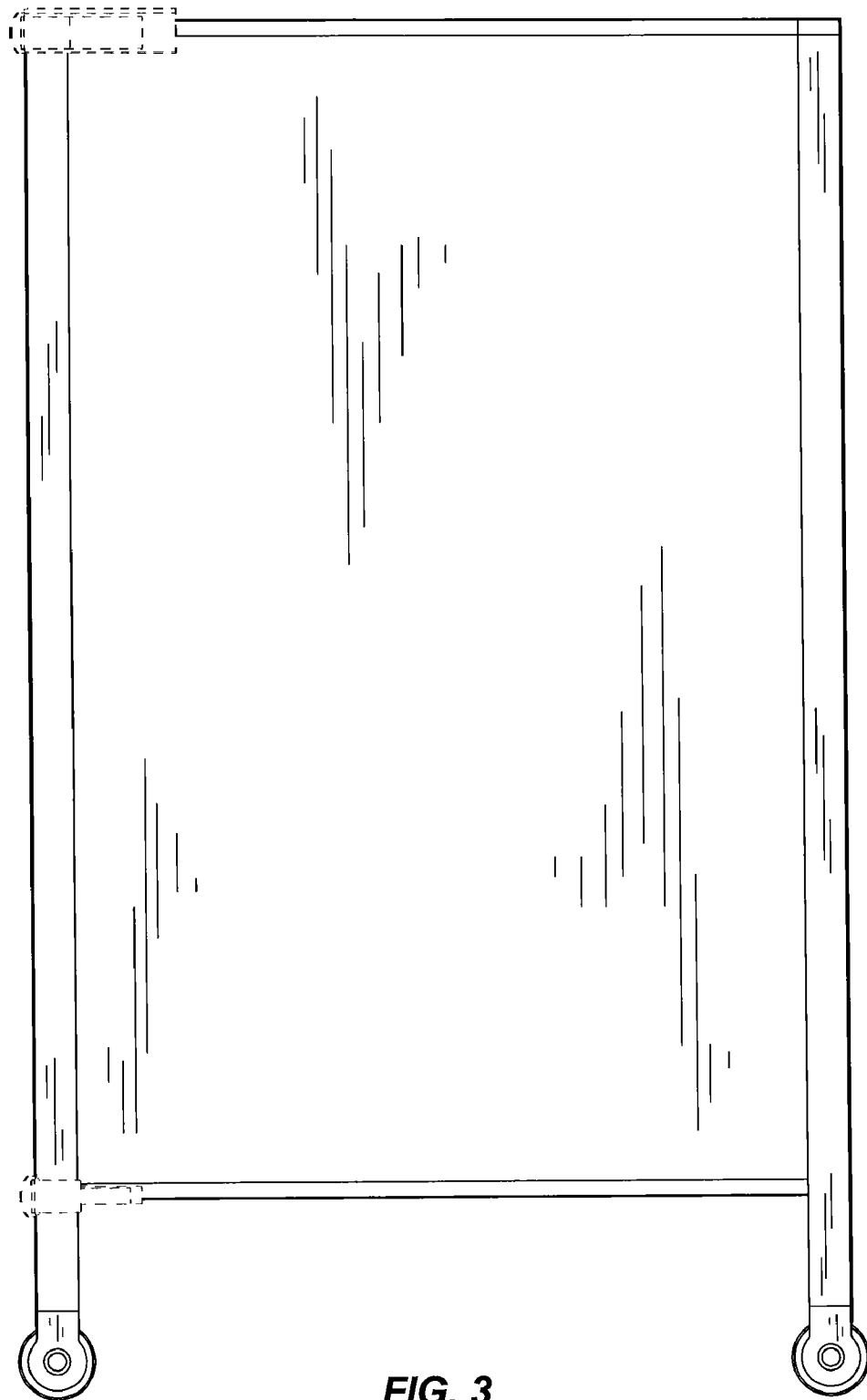


FIG. 3

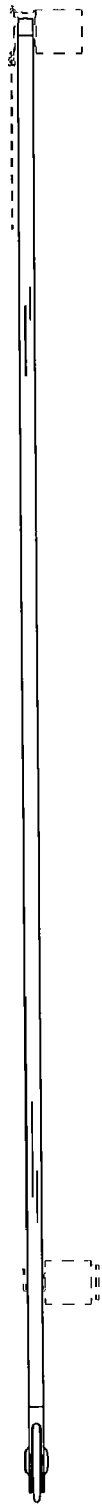


FIG. 4

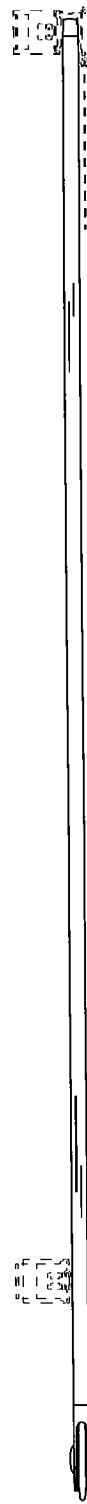


FIG. 5

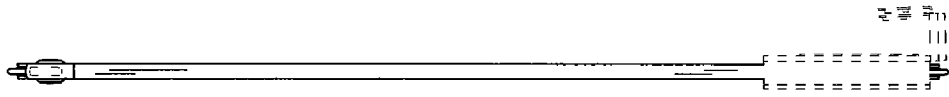


FIG. 6




FIG. 7