



(12) **United States Design Patent**  
**Goode et al.**

(10) **Patent No.:** **US D1,006,226 S**  
(45) **Date of Patent:** **\*\* Nov. 28, 2023**

- (54) **SURGICAL WAND**
- (71) Applicants: **SMITH & NEPHEW, INC.**, Memphis, TN (US); **SMITH & NEPHEW ORTHOPAEDICS AG**, Zug (CH)
- (72) Inventors: **Johnson E. Goode**, Austin, TX (US); **David A. Cox**, Austin, TX (US); **Brent R. Dinger**, Austin, TX (US); **S. Caroline Flowers**, Houston, TX (US)
- (73) Assignees: **SMITH & NEPHEW, INC.**, Memphis, TN (US); **SMITH & NEPHEW ORTHOPAEDICS AG**, Zug (CH)

|              |     |        |                   |              |        |
|--------------|-----|--------|-------------------|--------------|--------|
| 2009/0222001 | A1* | 9/2009 | Greeley .....     | A61B 18/1402 | 606/33 |
| 2010/0217255 | A1  | 8/2010 | Greeley et al.    |              |        |
| 2014/0005703 | A1  | 1/2014 | Stulen et al.     |              |        |
| 2014/0039493 | A1  | 2/2014 | Conley et al.     |              |        |
| 2016/0051307 | A1  | 2/2016 | West, Jr.         |              |        |
| 2016/0058492 | A1  | 3/2016 | Yates et al.      |              |        |
| 2017/0049501 | A1* | 2/2017 | Guirguis .....    | A61B 18/1402 |        |
| 2018/0085156 | A1* | 3/2018 | Witt .....        | A61B 18/14   |        |
| 2019/0059979 | A1* | 2/2019 | Shelton, IV ..... | A61B 18/14   |        |
| 2019/0059988 | A1  | 2/2019 | Davison et al.    |              |        |
| 2019/0099213 | A1* | 4/2019 | Witt .....        | A61B 18/14   |        |
| 2019/0231415 | A1* | 8/2019 | Di Capua .....    | A61B 18/1402 |        |

(Continued)

**FOREIGN PATENT DOCUMENTS**

- (\*\*) Term: **15 Years**
- (21) Appl. No.: **29/836,817**
- (22) Filed: **Apr. 29, 2022**

EP 35636268 A1 9/2019  
*Primary Examiner* — Wan Laymon  
 (74) *Attorney, Agent, or Firm* — Dickinson Wright PLLC;  
 Mark E. Scott

**Related U.S. Application Data**

- (63) Continuation-in-part of application No. PCT/US2020/059026, filed on Nov. 5, 2020.
- (51) **LOC (14) Cl.** ..... **24-02**
- (52) **U.S. Cl.**  
USPC ..... **D24/144**
- (58) **Field of Classification Search**  
USPC ..... D24/144, 133  
CPC ..... A61B 2018/00589; A61B 18/14; A61B 18/1402; A61B 18/1482  
See application file for complete search history.

(57) **CLAIM**

The ornamental design for a surgical wand, as shown and described.

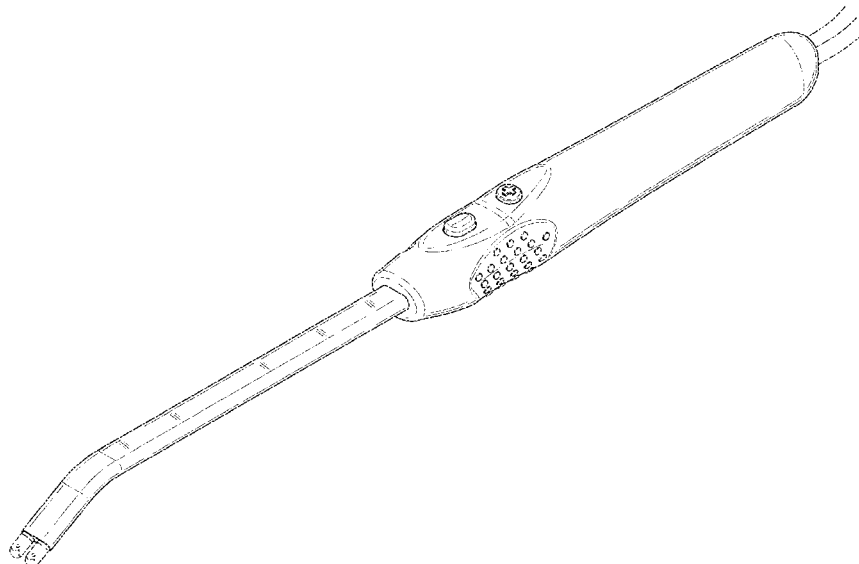
**DESCRIPTION**

FIG. 1 is a perspective view of a surgical wand showing the new design;  
 FIG. 2 is a first side view thereof;  
 FIG. 3 is a second side view thereof;  
 FIG. 4 is a front view thereof;  
 FIG. 5 is a back view thereof;  
 FIG. 6 is a top view thereof;  
 FIG. 7 is bottom view thereof; and,  
 FIG. 8 is a perspective view of an example operational use.  
 The broken lines shown in the drawings are included for the purpose of illustrating portions and environmental structure of the surgical wand and form no part of the claimed design.

(56) **References Cited**  
**U.S. PATENT DOCUMENTS**

|              |      |        |                   |              |
|--------------|------|--------|-------------------|--------------|
| D232,325     | S *  | 8/1974 | Durden, III ..... | D24/144      |
| 3,875,945    | A    | 4/1975 | Friedman          |              |
| 10,751,117   | B2 * | 8/2020 | Witt .....        | A61B 18/14   |
| 11,033,323   | B2 * | 6/2021 | Witt .....        | A61B 18/1402 |
| 2009/0143778 | A1   | 6/2009 | Sartor et al.     |              |

**1 Claim, 6 Drawing Sheets**



(56)

**References Cited**

U.S. PATENT DOCUMENTS

|              |     |         |                 |              |
|--------------|-----|---------|-----------------|--------------|
| 2020/0375651 | A1* | 12/2020 | Witt .....      | A61B 18/14   |
| 2021/0338309 | A1* | 11/2021 | Witt .....      | A61B 18/1402 |
| 2022/0409260 | A1* | 12/2022 | Aluru .....     | A61B 18/1482 |
| 2023/0000583 | A1* | 1/2023  | Batchelor ..... | A61B 18/1402 |

\* cited by examiner

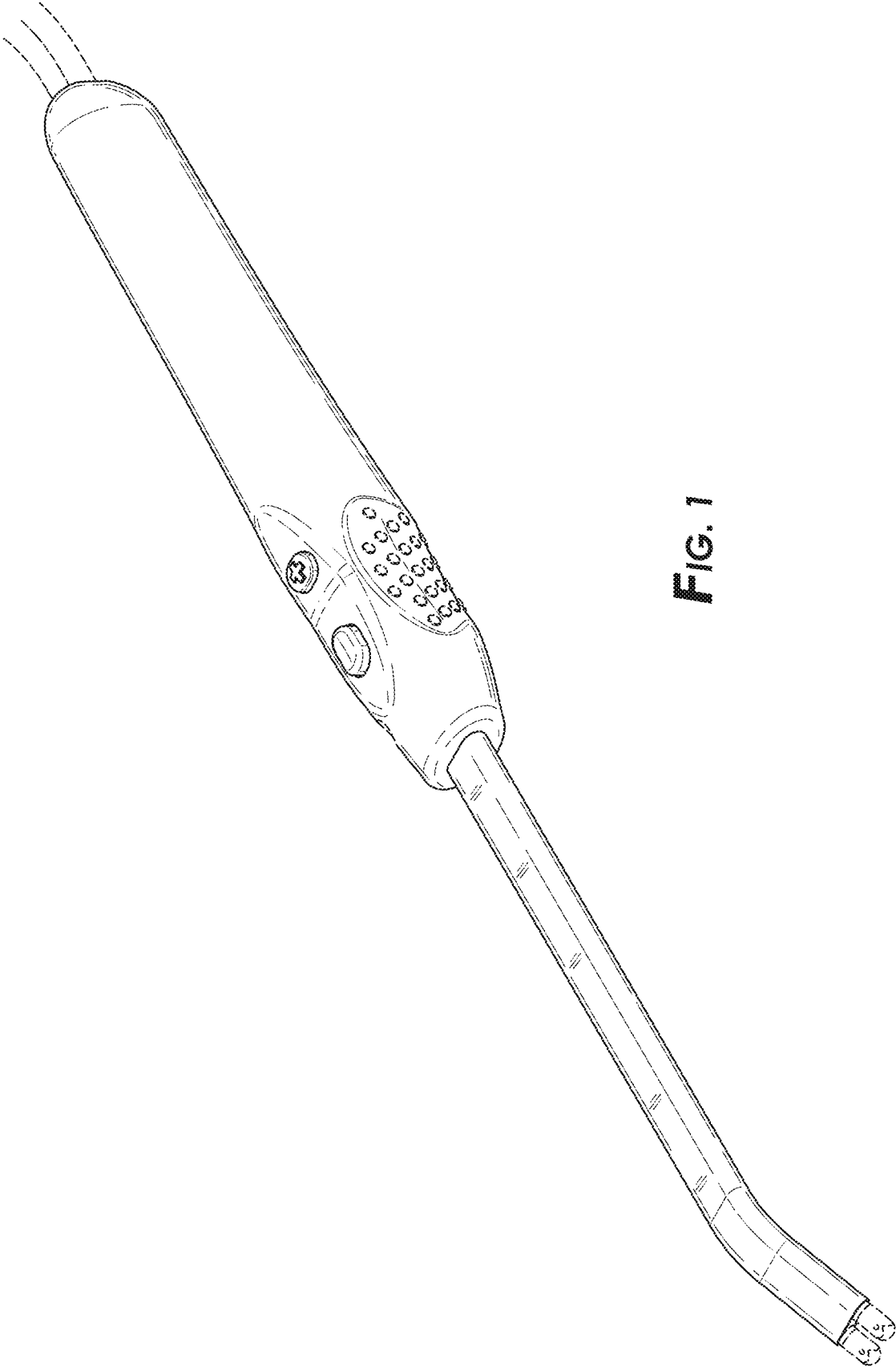


FIG. 1

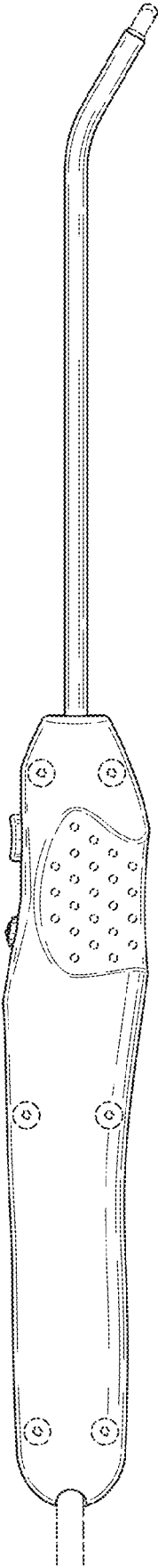


FIG. 2

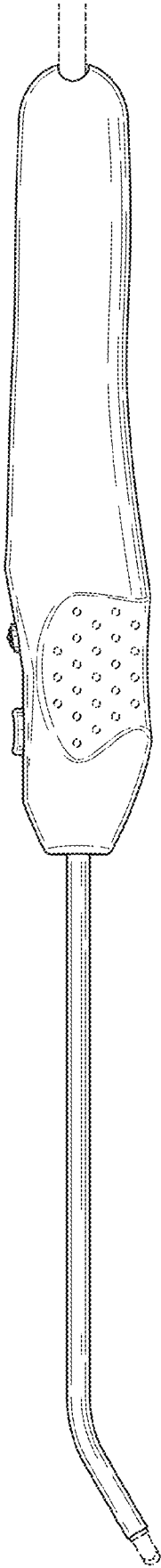


FIG. 3

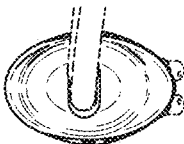


FIG. 5

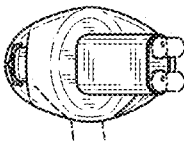
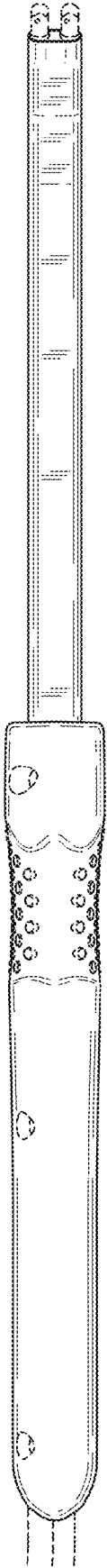


FIG. 4



**FIG. 6**



**FIG. 7**

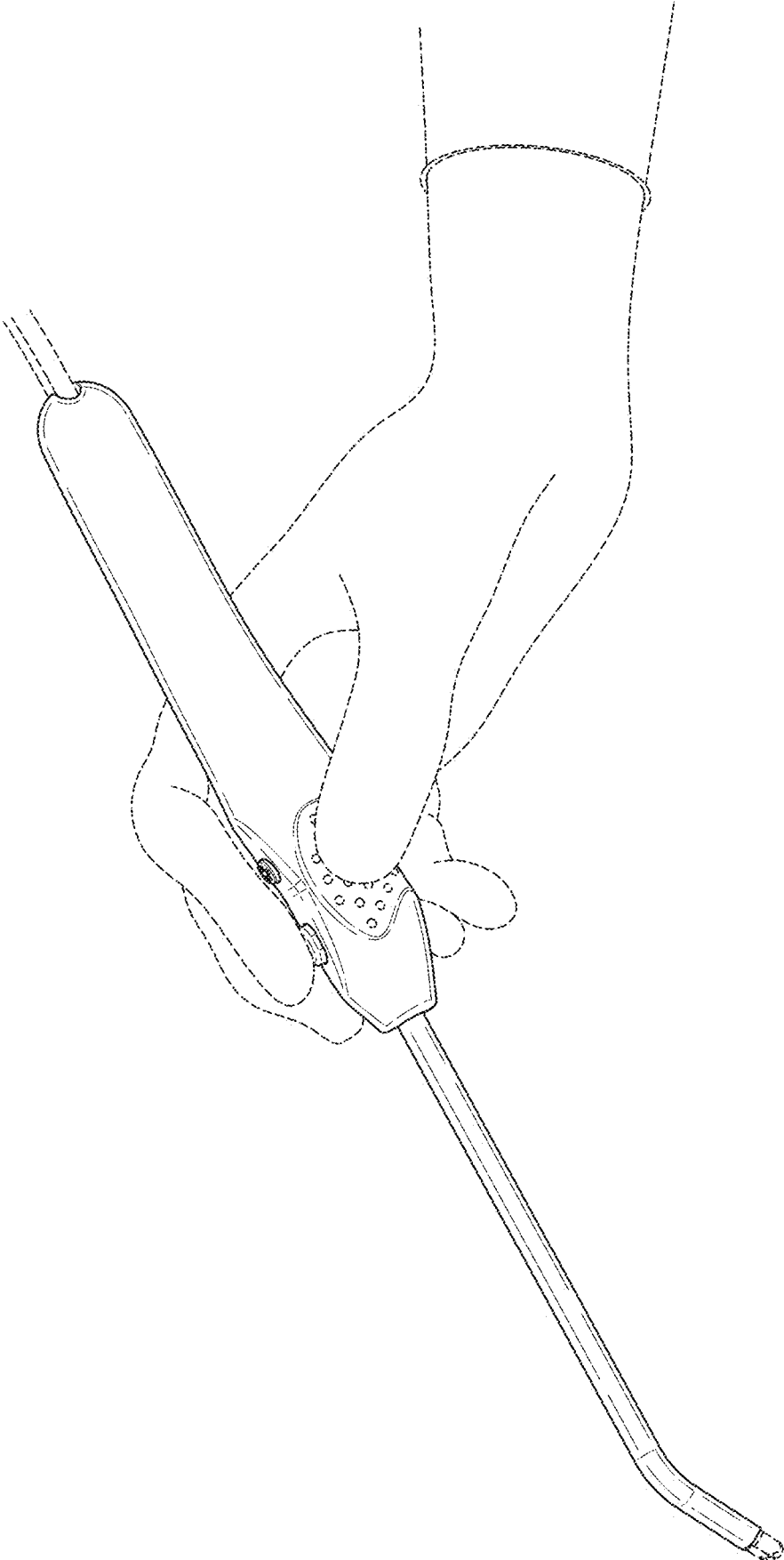


FIG. 8