



US00D680619S

(12) **United States Design Patent**
Zhadanov

(10) **Patent No.:** **US D680,619 S**

(45) **Date of Patent:** **** Apr. 23, 2013**

(54) **SHOWERHEAD HANDLE**

(76) Inventor: **Eli Zhadanov**, Brooklyn, NY (US)

(**) Term: **14 Years**

(21) Appl. No.: **29/423,160**

(22) Filed: **May 29, 2012**

(51) **LOC (9) Cl.** **23-01**

(52) **U.S. Cl.**
USPC **D23/223**

(58) **Field of Classification Search** D23/213,
D23/223, 226; 239/462, 282, 283
See application file for complete search history.

(56) **References Cited**

U.S. PATENT DOCUMENTS

D424,163	S	*	5/2000	Haug et al.	D23/223
D503,774	S	*	4/2005	Zieger	D23/223
D503,775	S	*	4/2005	Zieger	D23/223
D562,942	S	*	2/2008	Pan	D23/223
D591,396	S	*	4/2009	Lobermeier	D23/223
D610,230	S	*	2/2010	Wu et al.	D23/223

D610,651	S	*	2/2010	Wu et al.	D23/223
D667,928	S	*	9/2012	Cutler et al.	D23/223
D672,011	S	*	12/2012	Andrew et al.	D23/223

* cited by examiner

Primary Examiner — Robin V Webster

(74) *Attorney, Agent, or Firm* — Henry M. Feiereisen, LLC

(57) **CLAIM**

The ornamental design for a showerhead handle, as shown and described.

DESCRIPTION

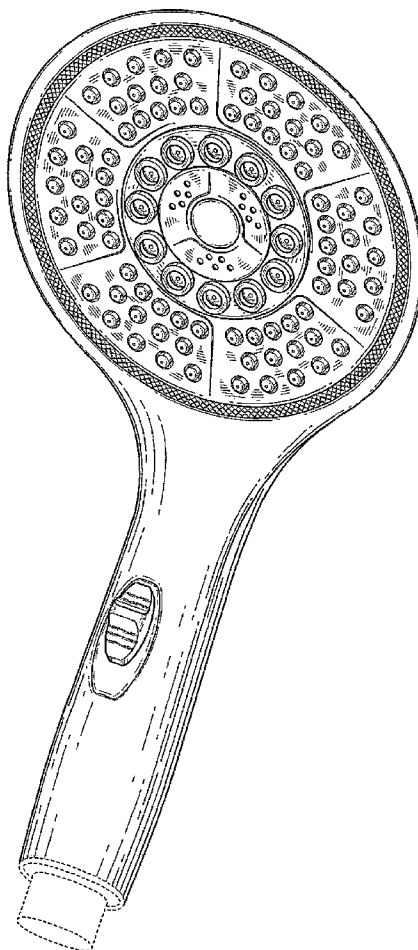
FIG. 1 is a perspective view of a showerhead handle of a hand-held shower, with a switch movable in a recess showing my new design;

FIG. 2 is a front elevational view of the showerhead handle of a hand-held shower showing my new design; and,

FIG. 3 is a right side elevational view of the showerhead handle of a hand-held showerhead with the front, with a left side elevational view being a mirror image thereof.

The broken line showing is included for the purpose of illustrating and forms no part of the claimed design.

1 Claim, 3 Drawing Sheets



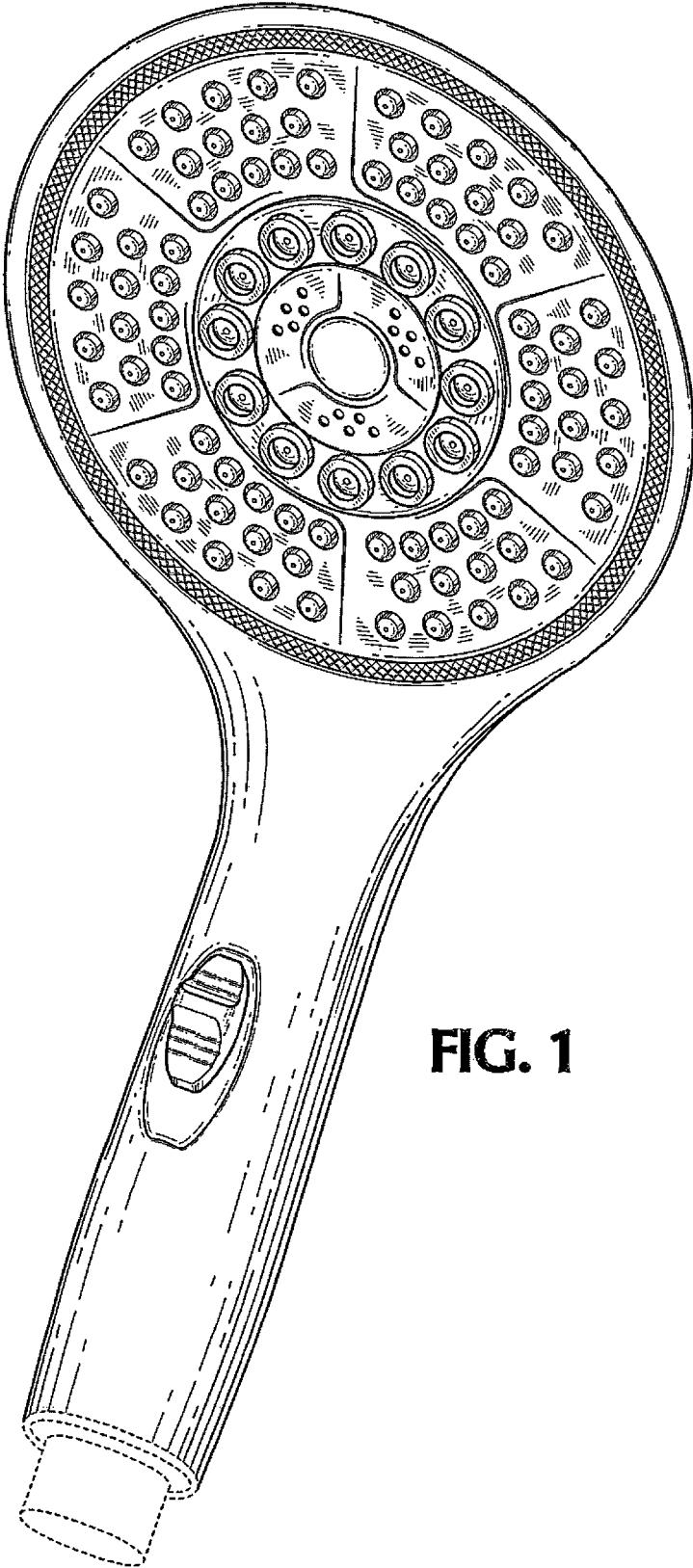


FIG. 1

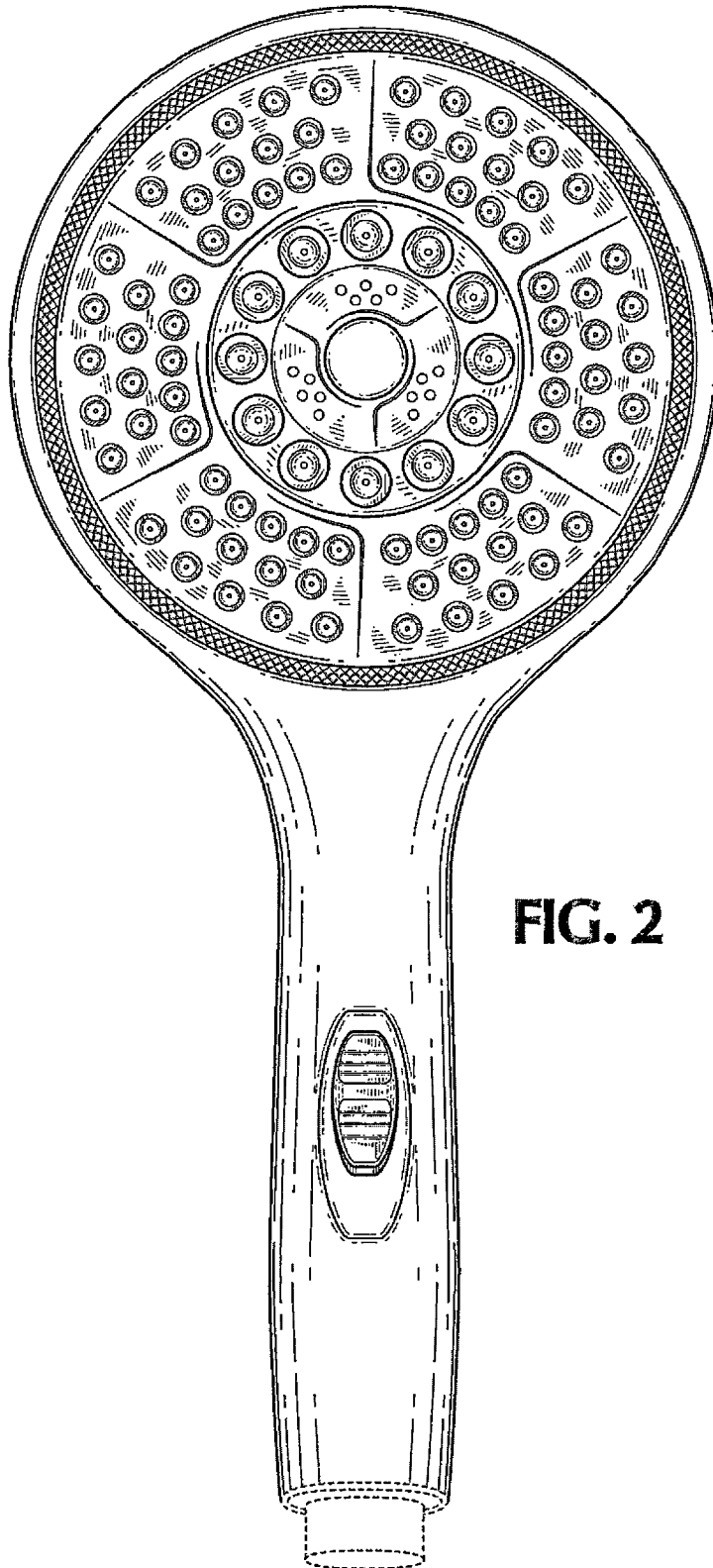


FIG. 2

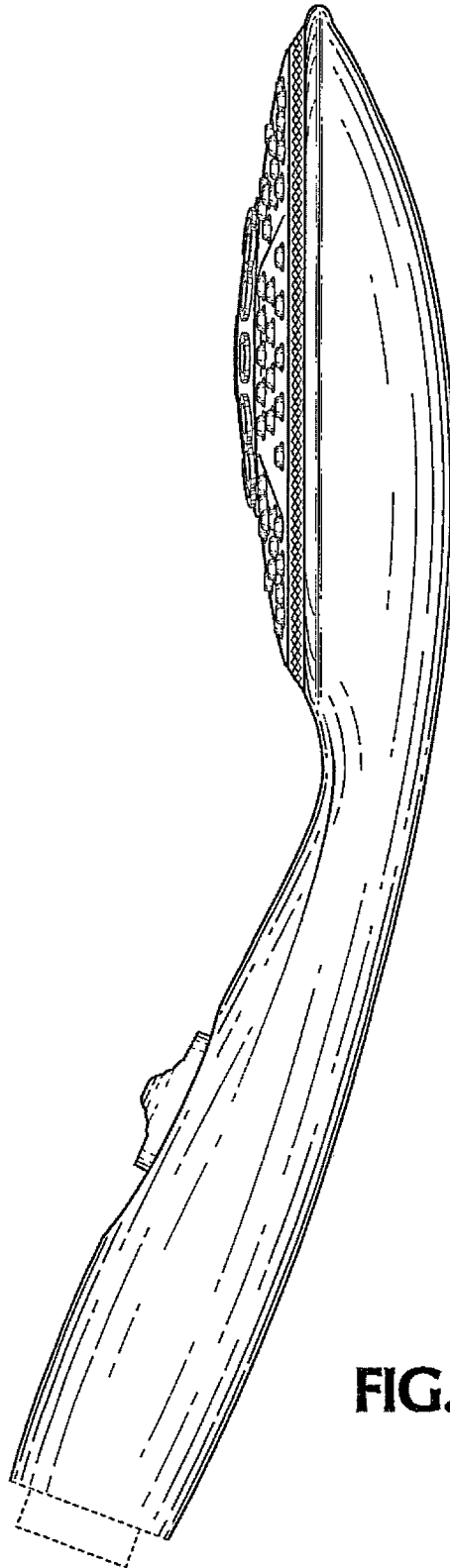


FIG. 3