



US00D734941S

(12) **United States Design Patent**
Small

(10) **Patent No.:** **US D734,941 S**

(45) **Date of Patent:** **** Jul. 28, 2015**

(54) **TRANSPARENT BAG HAVING A RESEALABLE ZIPPER AND A FLAP HAVING AN OPAQUE PRIVACY SHIELD INSERTABLE THROUGH A SLIT**

(57) **CLAIM**

The ornamental design for a transparent bag having a resealable zipper and a flap having an opaque privacy shield insertable through a slit, as shown and described.

DESCRIPTION

(71) Applicant: **Kerry Small**, State College, PA (US)

FIG. 1 illustrates an isometric view of a transparent bag having a resealable zipper and a flap having an opaque privacy shield insertable through a slit, according to one embodiment of the present disclosure;

(72) Inventor: **Kerry Small**, State College, PA (US)

FIG. 2 is a front view of the transparent bag having a resealable zipper and a flap having an opaque privacy shield insertable through a slit, according to one embodiment of the present disclosure;

(73) Assignee: **SC Affiliated Networks, LLC**, State College, PA (US)

FIG. 3 is a rear view of the transparent bag having a resealable zipper and a flap having an opaque privacy shield insertable through a slit, according to one embodiment of the present disclosure;

(**) Term: **14 Years**

(21) Appl. No.: **29/465,019**

FIG. 4 is a right side view of the transparent bag having a resealable zipper and a flap having an opaque privacy shield insertable through a slit, according to one embodiment of the present disclosure;

(22) Filed: **Aug. 22, 2013**

(51) **LOC (10) Cl.** **03-01**

(52) **U.S. Cl.**
USPC **D3/216**

(58) **Field of Classification Search**
USPC D3/216-217, 213-214, 233; 224/153, 224/583, 601, 604, 614, 627, 630, 644, 224/651; 383/4, 14, 72-75, 98, 109, 200
See application file for complete search history.

FIG. 5 is a left side view of the transparent bag having a resealable zipper and a flap having an opaque privacy shield insertable through a slit, according to one embodiment of the present disclosure;

FIG. 6 is a top view of the transparent bag having a resealable zipper and a flap having an opaque privacy shield insertable through a slit, according to one embodiment of the present disclosure; and,

(56) **References Cited**

U.S. PATENT DOCUMENTS

| | | | | | |
|-----------|------|--------|----------|-------|---------|
| 5,738,263 | A * | 4/1998 | Lewis | | 224/627 |
| D420,793 | S * | 2/2000 | Vreeland | | D3/216 |
| D421,523 | S * | 3/2000 | Freyer | | D3/217 |
| D458,018 | S * | 6/2002 | Mentken | | D3/217 |
| 8,448,828 | B2 * | 5/2013 | Nitti | | 224/153 |

* cited by examiner

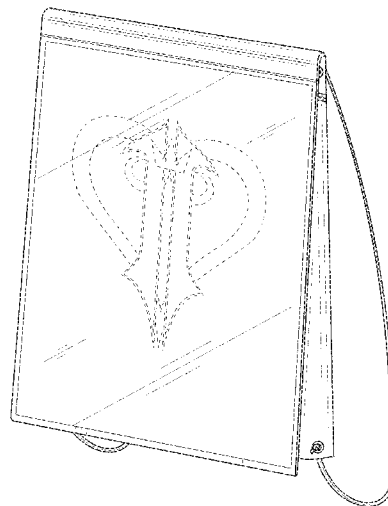
FIG. 7 is a bottom view of the transparent bag having a resealable zipper and a flap having an opaque privacy shield insertable through a slit, according to one embodiment of the present present disclosure.

The broken line showing of an exemplary graphic and text for the purpose of illustrating that marketing and promotional materials as well as logos may be listed or printed on the opaque privacy shield and forms no part of the claimed design.

Primary Examiner — Catheri Oliver-Garcia

(74) *Attorney, Agent, or Firm* — Greer, Burns & Crain, Ltd.

1 Claim, 5 Drawing Sheets



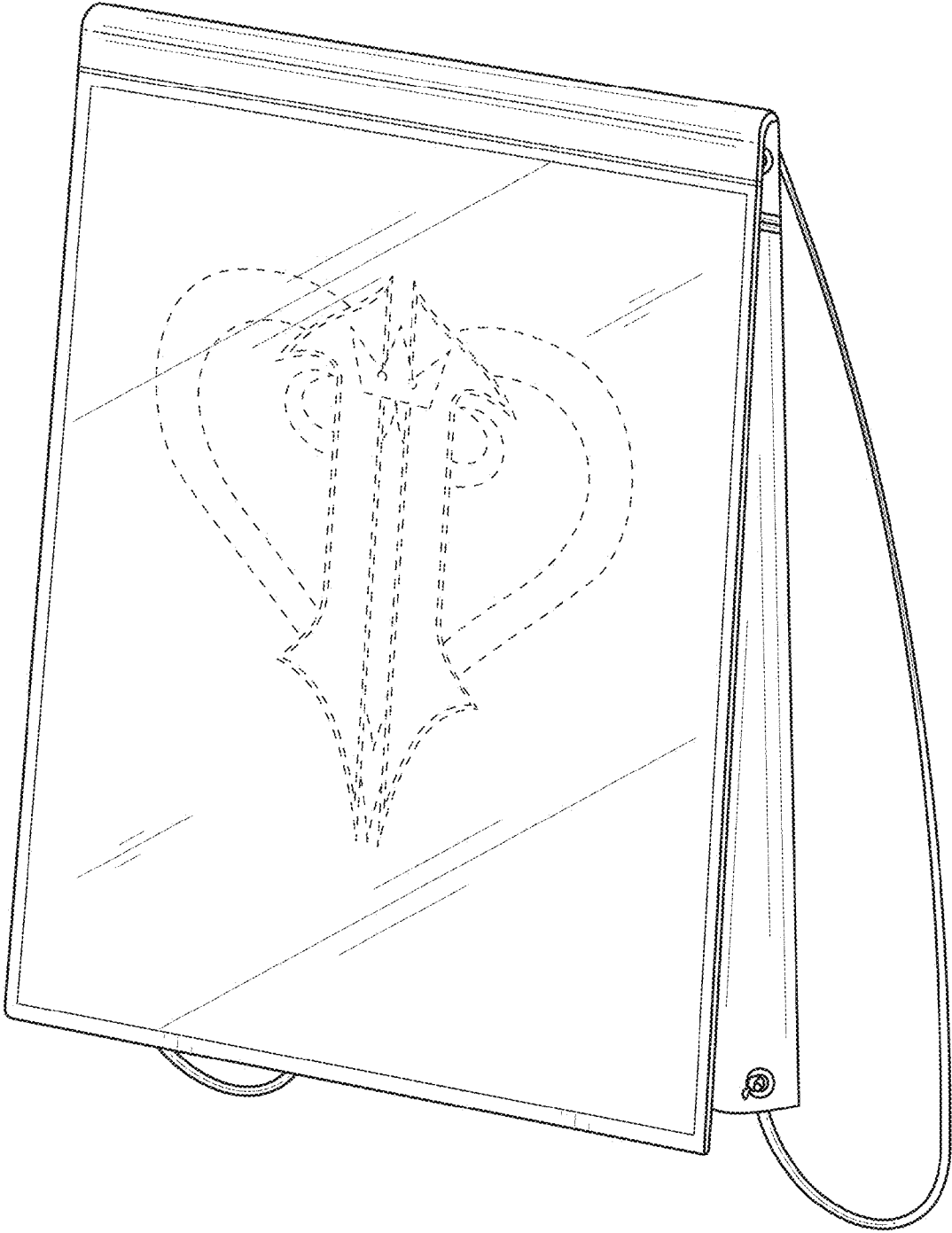


FIG. 1

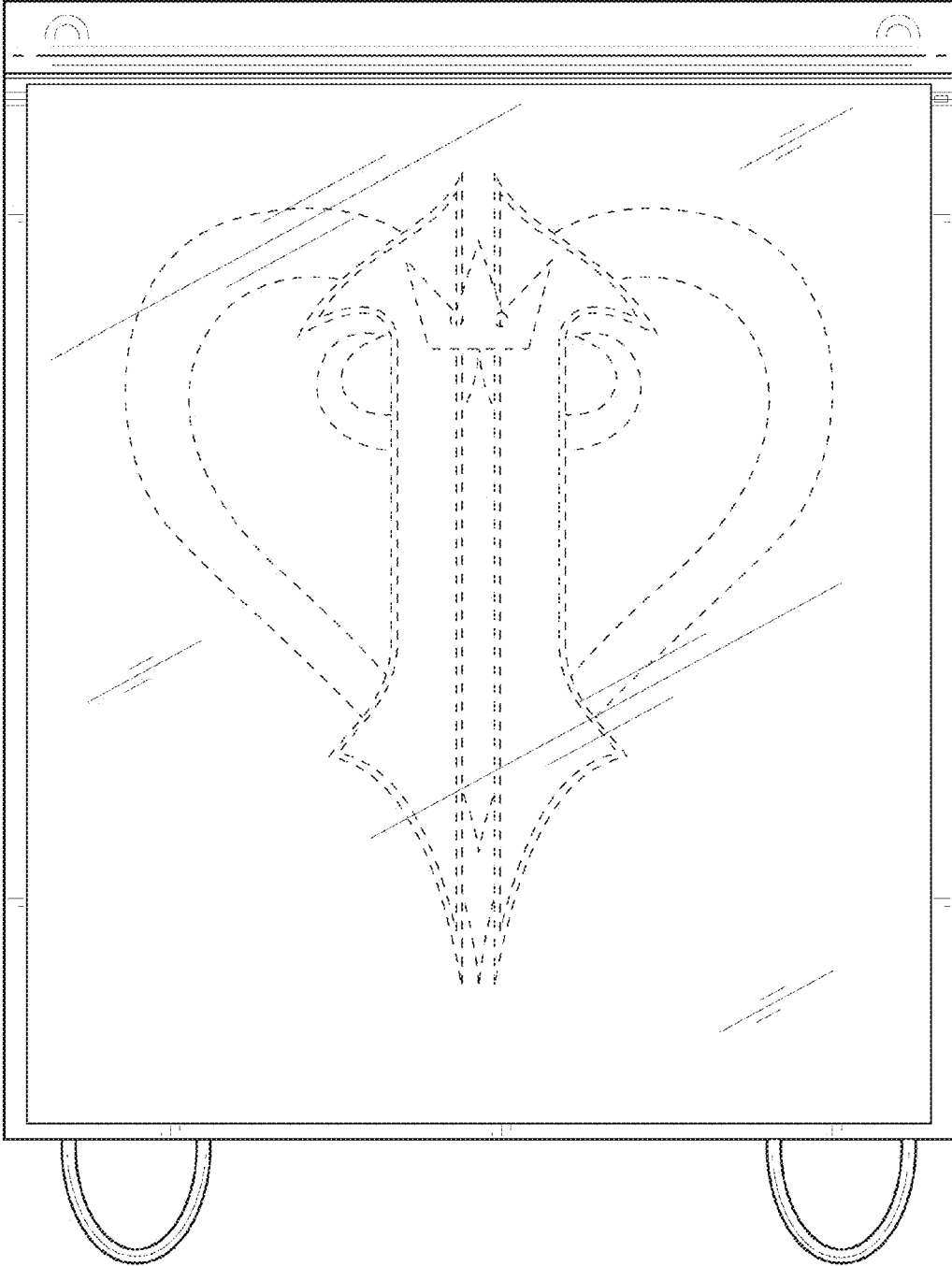


FIG. 2

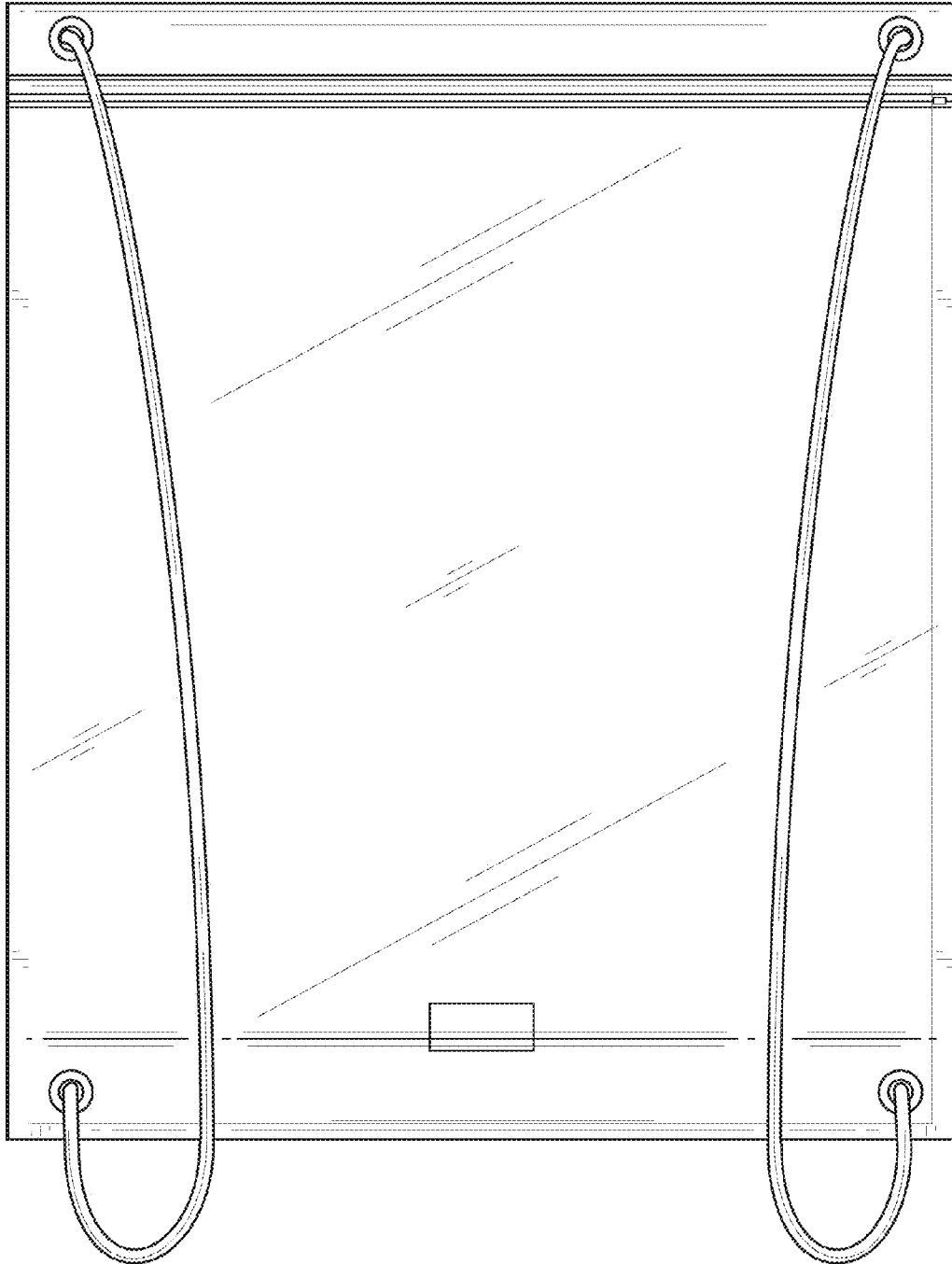


FIG. 3

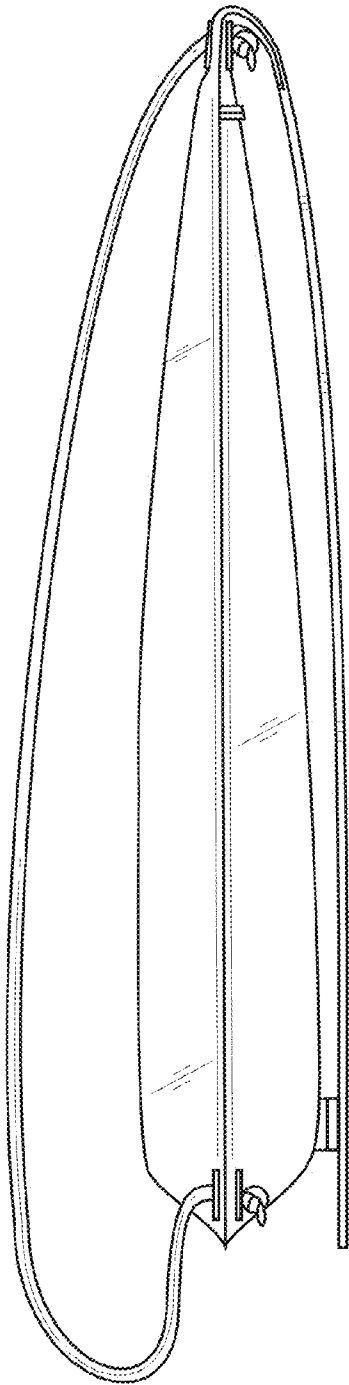


FIG. 4




FIG. 5




FIG. 6

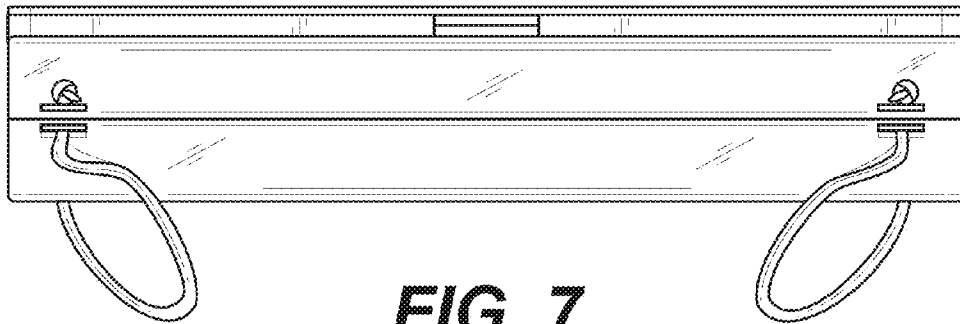


FIG. 7