

(19) World Intellectual Property Organization
International Bureau



(43) International Publication Date
9 January 2003 (09.01.2003)

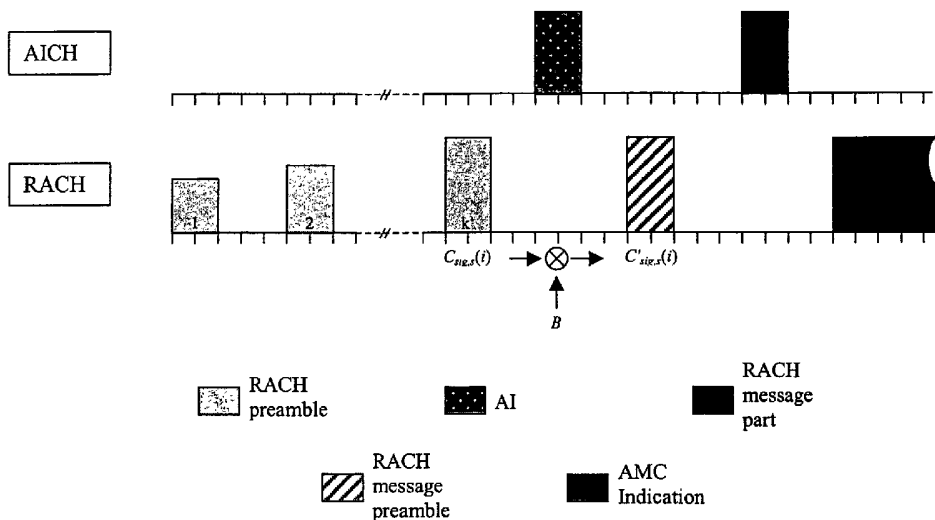
PCT

(10) International Publication Number
WO 03/003643 A1

- (51) International Patent Classification⁷: **H04L 1/00**
 - (21) International Application Number: PCT/EP01/07340
 - (22) International Filing Date: 27 June 2001 (27.06.2001)
 - (25) Filing Language: English
 - (26) Publication Language: English
 - (71) Applicant (for all designated States except US): **NOKIA CORPORATION** [FI/FI]; Keilalahdentie 4, FIN-02150 Espoo (FI).
 - (72) Inventors; and
 - (75) Inventors/Applicants (for US only): **WANG, Yan** [CN/CN]; Room 901, Building 1, Zhi Chun Li, Beijing 100086 (CN). **ZHAO, Suli** [CN/CN]; No. 11, He-ping-li-dong-jie, Beijing 100013 (CN). **GUAN, Hao** [CN/CN]; No. 9-103, Building 310, Dong-ba-li-zhuang, Beijing 100000 (CN).
 - (74) Agent: **KURIG, Thomas**; Becker, Kurig, Straus, Bavariastr. 7, 80336 München (DE).
 - (81) Designated States (national): AE, AG, AL, AM, AT, AU, AZ, BA, BB, BG, BR, BY, BZ, CA, CH, CN, CO, CR, CU, CZ, DE, DK, DM, DZ, EC, EE, ES, FI, GB, GD, GE, GH, GM, HR, HU, ID, IL, IN, IS, JP, KE, KG, KP, KR, KZ, LC, LK, LR, LS, LT, LU, LV, MA, MD, MG, MK, MN, MW, MX, MZ, NO, NZ, PL, PT, RO, RU, SD, SE, SG, SI, SK, SL, TJ, TM, TR, TT, TZ, UA, UG, US, UZ, VN, YU, ZA, ZW.
 - (84) Designated States (regional): ARIPO patent (GH, GM, KE, LS, MW, MZ, SD, SL, SZ, TZ, UG, ZW), Eurasian patent (AM, AZ, BY, KG, KZ, MD, RU, TJ, TM), European patent (AT, BE, CH, CY, DE, DK, ES, FI, FR, GB, GR, IE, IT, LU, MC, NL, PT, SE, TR), OAPI patent (BF, BJ, CF, CG, CI, CM, GA, GN, GW, ML, MR, NE, SN, TD, TG).
- Published:**
— with international search report

[Continued on next page]

(54) Title: METHOD FOR ADAPTIVELY SETTING TRANSMISSION PARAMETERS FOR A RANDOM ACCESS CHANNEL TRANSMISSION UPLINK PROCEDURE IN A WIRELESS COMMUNICATION SYSTEM



(57) Abstract: The present invention provides a method to enhance the RACH message transmission of a wireless communication systems. Therefore the known RACH procedure for uplink transmission is extended by additional steps in order to allow the usage of adaptive transmission parameters for uplink transmissions, preferably the usage of adaptive modulation and coding (AMC). This is advantageous because studies in high-speed downlink packet access showed the possibility to increase the data rate of a downlink shared channel. The method according to the invention introduces a new RACH message preamble and enables the base station to estimate a suitable adaptive transmission parameters like AMC setting according to the current transmission conditions which is used during the RACH message transmission.



WO 03/003643 A1



For two-letter codes and other abbreviations, refer to the "Guidance Notes on Codes and Abbreviations" appearing at the beginning of each regular issue of the PCT Gazette.

**Method for adaptively setting transmission parameters
for a random access channel transmission uplink procedure
in a wireless communication system**

The present invention relates to a method of transmitting user data from a mobile device to a wireless communication system using adaptive transmission parameters in order to enhance the total data rate of the uplink transmission. The present invention also relates to a mobile device using the method of enhanced uplink transmission. More specifically the invention relates to a method for using adaptive modulation and coding for a random access channel transmission uplink procedure in a code division multiple access device.

The benefit of adapting the transmission parameters in a wireless system to the changing channel conditions is well known. In fact, fast power control is an example of a technique implemented to enable reliable communications while simultaneously improving system capacity. The process of modifying the transmission parameters to compensate for the variations in channel conditions is known as link adaptation.

An implicit link adaptation technique is hybrid automatic repeat request (H-ARQ). There are many schemes for implementing H-ARQ, standardized as H-ARQ, H-AQR type II, H-ARQ type III and subtypes used for retransmitting erroneous data wherein retransmission is adapted to the transmission conditions depending on the ARQ scheme used for retransmitting.

Another technique related to the category of link adaptation is explicit adaptive modulation and coding (AMC) which requires explicit transmission condition measurements or similar measurements to select the fitting transmission parameters.

Link adaptation is also achievable using adaptive selection of antenna which is for example implemented as multiple input multiple output antenna processing.

Adaptive modulation and coding (AMC) is part of the techniques behind the concept of high-speed downlink packet access and is one of the main features introduced by code division multiple access communication services.

The main benefits of AMC are higher data rates which are available for users in favorable positions which in turn increases the average throughput of the cell and reduces interference

variations due to link adaptation based on variations in the modulation and/or coding scheme instead of variations in transmission of power. Up to now, AMC is only applied in downlink shared channel (DSCH) to enhance transmission data rates.

Since large data amounts are not only transmitted from a base station to a mobile device designated as downlink transmission but also from a mobile device to a base station designated as uplink transmission it is necessary to apply adaptive transmission parameters to the mobile device. User data are transmitted from the mobile device to the base station using random access channel (RACH) including fixed modulation. Up to now there is no transmission method or procedure known, respectively, to enhance data rate provided by the RACH for users in favorable positions.

The usage of adaptive transmission parameters requires the measurement of the current transmission conditions. Therefore, the measurement has to be performed in a way which ensures obtaining transmission condition data reflecting the conditions during transmission enhanced by the usage of adaptive transmission parameters.

The object of the present invention is to enhance the total data rate in random access channel uplink transmissions by extending the procedure of a random access channel user data uplink transmission.

The known procedure of a random access channel user data uplink transmission is extended to employ transmission parameters for the transmission of the random access channel message part. Therefore, the procedure has to implement a method to determine the transmission conditions just before the random access channel message part is transmitted.

According to this aspect of the present invention the random access channel procedure is performed as follows: the mobile device selects randomly one of the RACH sub-channels from the group its access class allows it to use and the signature is also selected randomly from among the available signatures, the downlink power level is measured and the initial RACH power level is set with proper margin due to open loop inaccuracy, a RACH preamble (e.g. a 1 ms RACH preamble) is sent including the selected signature, the mobile device decodes acquisition indicator channel (AICH) to determine whether or not the base station has

detected the preamble and in case no acquisition indicator (AI) is detected on the AICH the mobile device increases the preamble transmission power by a power ramp step given by the base station (BS), e.g. as multiple of 1 dB, and the preamble is retransmitted in the next available access slot.

The method of the present invention is characterized by the following additional steps. In case an AI transmission is detected on the AICH from the base station the mobile device transmits a RACH message preamble including transmission conditions related data to enable the use of adaptive transmission parameters for the RACH message part. The RACH message preamble is decoded by the base station and allows the base station to estimate the transmission conditions based on the message preamble. In combination with the current network load and the estimated transmission conditions, the base station is able to determine suitable adaptive transmission parameters allowed for the mobile device. This adaptive transmission parameter setting is transmitted as an indication message to the mobile device via the AICH. The indication message is received by the mobile device and decoded. The mobile device is now able to transmit the RACH message part using the transmitted adaptive transmission parameter setting to increase the total transmission rate.

Preferably, the RACH message preamble includes the data necessary for the transmission parameter setting. Conveniently, the RACH message preamble includes a number for indicating how many transmissions of the RACH preamble are transmitted to the base station before an AI is detected on the AICH. Additionally, the RACH message preamble includes a power ramp step used for transmitting the RACH preambles before the AI is detected on the AICH.

Besides the above described transmission condition data additional information like antenna system information, speed information of the mobile device and so on are possible. The conditions data which have to be transmitted by mobile device to the base station to estimate the transmission conditions and to determine according adaptive transmission parameters result from the method or procedure of the estimation and determination process.

The way of coding the transmission related data is not limited. The realization of the RACH message preamble can be done in several ways. A certain realization is explained below, wherein the transmission condition related data are coded in a common vector and spread

with a RACH preamble signature. This is one possible way. It is also possible to transmit the data in another way. The way of coding the condition related data has to meet the requirement to be decodable by the base station.

More preferably, the RACH message preamble includes the number of RACH preambles transmitted to the base station until an AI is detected on the AICH and the power ramp step used for transmitting the RACH preambles before the AI is detected on the AICH. A possible way to co-code these transmission condition data is modifying the known RACH preamble. The RACH preamble is a complex value sequence including a preamble signature. The preamble signature is chosen to include the transmission condition data and consists of 256 repetitions of a length 16 signature $P_s(n)$, $n = 0 \dots 15$, defined as followed:

$$C_{sig,s}(i) = P_s(i \text{ modulo } 16), \quad i = 0, 1, \dots, 4095$$

The signature $P_s(n)$ is chosen from the set of 16 Hadamard codes of length 16.

The number of RACH preambles transmitted to the base station and the power level used for transmission are coded in a value vector B , defined as follows:

$$B = (b_m, \dots, b_0), \quad m \in N, m > 2$$

A certain number of sub-values b_i are reserved for the coding of the number of RACH preamble transmissions, the remaining sub-values are reserved accordingly for the coding of the power level of the transmission. The value vector B is spread with the signature $C_{sig,s}(i)$.

The resulting value shall be worded as new signature $C'_{sig,s}(i)$. The base station knows $C_{sig,s}(i)$ from the transmission of the last preamble. Therefore, the value vector B can be decoded from the base station and the data regarding the number of RACH preamble transmissions of the mobile device and the power ramp step for transmission of the RACH preambles are available for determining the adaptive transmission parameter setting. All other necessary data like current network load are always available from and by the base station.

As an example, according to the maximal RACH preamble transmissions it is assumed to code a maximal number of 32 RACH preamble transmissions needing 5 bits to be reserved for coding and 3 bits to code the power ramp step. Overall 8 bits will be enough to code both values and the value vector B will be denoted as follows:

$$B = (\underbrace{b_7, b_4, b_5, b_4, b_3}_{\text{number of transmissions}}, \underbrace{b_4, b_1, b_0}_{\text{power level}})$$

The representation $(b_7, b_6, b_5, b_4, b_3) = (0, 0, 0, 0, 0)$ means that the RACH preamble was transmitted once, the representation $(b_7, b_6, b_5, b_4, b_3) = (0, 0, 0, 0, 1)$ means that the RACH preamble was transmitted twice and so on. Accordingly, the representation of the transmission power level is performed in the same way. The 3 bits enable the representation of 8 different power ramp steps. If the necessity appears to code a larger number of transmissions or more different power ramp steps the value vector B is easily expandable to serve necessity according to the example above.

More Preferably, the adaptive transmission parameters are parameters to enable the employment of adaptive modulation and coding (AMC) for RACH uplink transmissions.

According to another aspect of the present invention, a computer program for carrying out the method for adaptively setting transmission parameters for a random access channel transmission uplink procedure in a wireless communication system is provided, which comprises program code means for performing all of the steps of the preceding method description when said program is run on a computer, a network device, a mobile terminal, or an application specific integrated circuit.

According to yet another aspect of the invention, a computer program product is provided comprising program code means stored on a computer readable medium for carrying out the method for adaptively setting transmission parameters of the preceding description when said program product is run on a computer, a network device, a mobile terminal, or an application specific integrated circuit.

According to yet another additional aspect of the present invention, a mobile electronic device is provided, which is adapted to perform a method as described in the foregoing description. The electronic device can be a computer, or a network device such as mobile terminal.

In the following, the invention will be described in detail by referring to the enclosed drawings in which:

Figure 1 shows schematically the important steps according to a RACH procedure in 3GPP (3rd Generation Partner Project), and

Figure 2 shows schematically the important steps according to the method of the present invention.

Fig. 1 illustrates the important steps of a standard RACH procedure. Both the RACH and the AICH are shown to illustrate the timely sequence of the transmissions. The procedure is explained in an exemplary way according to the current UMTS standard performed as follows:

1. Available uplink access slots in a next access slot set are derived for a set of available RACH sub-channels within the given access slot class (ASC). One access slot is selected randomly among the ones previously determined. In case of no available access slot an uplink access slot is selected randomly corresponding to the set of available RACH sub-channels within the given ASC from the next access slot set.
2. A signature is selected randomly from the set of available signatures within the given ASC.
3. A preamble retransmission counter is set to a preamble retransmission maximum.
4. A commanded or desired preamble power is set to the initial preamble power level.
5. In case of exceeding the maximum allowed value of the commanded preamble power the preamble transmission power is set to the maximum allowed power. Otherwise the preamble transmission power is set to the commanded transmission power. It is possible that the commanded transmission power is too low in certain situations so that the preamble transmission power has to be set above the commanded transmission power. The preamble is transmitted a first time using the selected uplink slot, signature and preamble transmission power.
6. In case no positive or negative AI corresponding to the selected signature is detected on the AICH downlink access slot corresponding to the selected uplink access slot:
 - 6.1. a next available access slot in the set of available RACH sub-channels within the given ASC is selected.
 - 6.2. a new signature is selected randomly from the set of available signatures within the given ASC.
 - 6.3. The commanded preamble power is increased by a power ramp step. If the commanded preamble power exceeds the maximum allowed power by 6 dB the mobile device passes an error message and exits the random access procedure.
 - 6.4. The preamble retransmission counter is decreased by one.

- 6.5. The steps are beginning with step 5 repeatedly if the preamble transmission power is greater than zero. Otherwise the mobile device passes an error message and exits the random access procedure.
7. In case of detecting a negative AI corresponding to the selected signature in the AICH downlink access slot to the selected uplink access slot the mobile device passes an error message and exits the random access procedure.
 8. The random access message is transmitted three or four uplink access slots after the uplink access slot of the last transmitted preamble. The transmission power of the message is chosen according to the transmission power under consideration of further parameters of the transmitted preamble.
 9. The mobile device passes a confirmation message and exits the random access procedure.

Fig. 2 illustrates the steps according to one aspect of the method of the present invention. The procedure is similar or analog to the procedure described in Fig. 1 up to the point of receiving the AI by the mobile device (see step 7). As a next step the new signature is derived from the signature $C_{sig,s}(i)$ included in the last transmitted RACH preamble and the value vector B which includes the necessary transmission related data used for determining the AMC setting. Preferably, the value vector B is spread with the RACH preamble signature $C_{sig,s}(i)$ in order to gain the new signature $C'_{sig,s}(i)$. The new signature is included in the RACH message preamble and transmitted to the base station. The base station decodes the message preamble to extract the value vector B and determines in combination with base station internal data related to the channel conditions the AMC setting. This setting is transmitted in form of an AMC indication via the AICH. The mobile device accepts the AMC settings and transmits the RACH message part using the current AMC to improve the data rate and reduce transmission errors.

The scheme is not limited to CDMA. It can be also used in other systems, like TDMA. In other systems, the value vector B can also be sent in a way without spreading. The contents of value vector B will not be limited to the number of transmission, power ramp step, etc. It can contain any transmission related information. Also here only adaptive modulation and coding for message part is mentioned. However, other adaptive transmission parameters for message part can also be used.

The scheme keeps the merits of AMC, which means users in favorable positions e.g. users close to the cell site are typically assigned higher order modulation with higher code rates,

while users in unfavorable positions e.g. users close to the cell boundary, are assigned lower order modulation with lower code rates.

Furthermore, the scheme is an adaptive fast access scheme, it can use system margin as much as possible and as soon as possible, thus increase system throughput.

Claims

1. A method according to claim 1, comprising the steps of:
 - selecting randomly one of available RACH sub-channels,
 - selecting randomly an available signature,
 - setting an initial RACH power level, estimated by a downlink power level, with a proper margin,
 - transmitting a RACH preamble with said RACH power level including said selected signature,
 - decoding an acquisition indicator (AI) on an acquisition indicator channel (AICH) to determine whether or not a base station has detected said RACH preamble,
 - in case no AI on said AICH is detected increasing said power level and retransmitting said RACH preamble with a new RACH power level increased at a power ramp step, characterized by the additional steps of:
 - in case said AI on said AICH is detected transmitting a RACH message preamble including transmission conditions related data to enable the usage of adaptive transmission parameters for the RACH message part transmission,
 - receiving and decoding said RACH message preamble to get the said transmission conditions related data,
 - using the transmission conditions related data to determine adaptive transmission parameter setting, and
 - using said adaptive transmission parameter setting for transmitting said message part of said RACH transmission.
2. A method according to claim 1, wherein said RACH message preamble includes channel condition related data.
3. A method according to anyone of the preceding claims, wherein said RACH message preamble includes a number for indicating how many transmissions of said RACH preambles are transmitted until said AI on said AICH is detected.
4. A method according to anyone of the preceding claims, wherein said RACH message preamble includes said power ramp step level used for transmitting said RACH preambles.

5. A method according to anyone of the preceding claims, wherein said RACH message preamble consists of 256 repetitions of a length 16 signature $P_s(n)$, $n = 0 \dots 15$, defined as follows:

$$C_{sig,s}(i) = P_s(i \bmod 16), \quad i = 0, 1, \dots, 4095$$

and spread by a value vector B , defined as followed:

$$B = (b_m, \dots, b_0), \quad m \in N, m > 2,$$

wherein said signature $P_s(n)$ is chosen from a set of 16 Hadamard codes of length 16 and said value vector B codes the number of RACH preamble transmissions until said AI is detected on said AICH and said power ramp step is used for transmitting said RACH preambles.

6. A method according to anyone of the preceding claims, wherein said adaptive transmission parameter setting includes an adaptive modulation and coding setting.
7. Computer program for executing method for using adaptive transmission parameters for an random access channel (RACH) transmission uplink, comprising program code means for carrying out the steps of anyone of claims 1 to 6 when said program is run on a computer, a network device, a mobile device, or an application specific integrated circuit.
8. Computer program product comprising program code means stored on a computer readable medium for carrying out the method of anyone of claims 1 to 6 when said program product is run on a computer, a network device, a mobile device, or an application specific integrated circuit.
9. Electronic device for wireless communication systems, comprising means adapted to perform a method according to anyone of the claims 1 to 6.

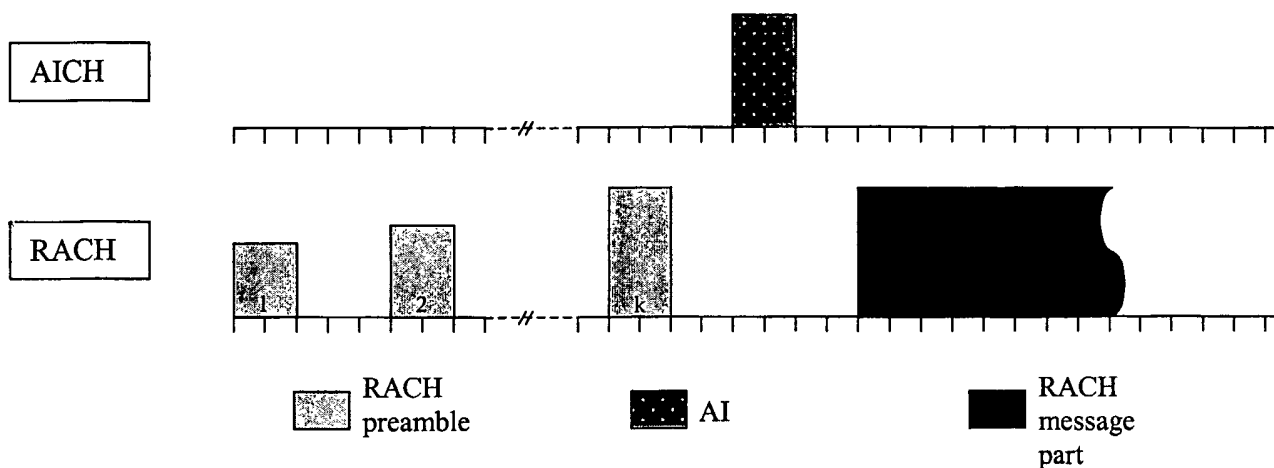


Fig. 1

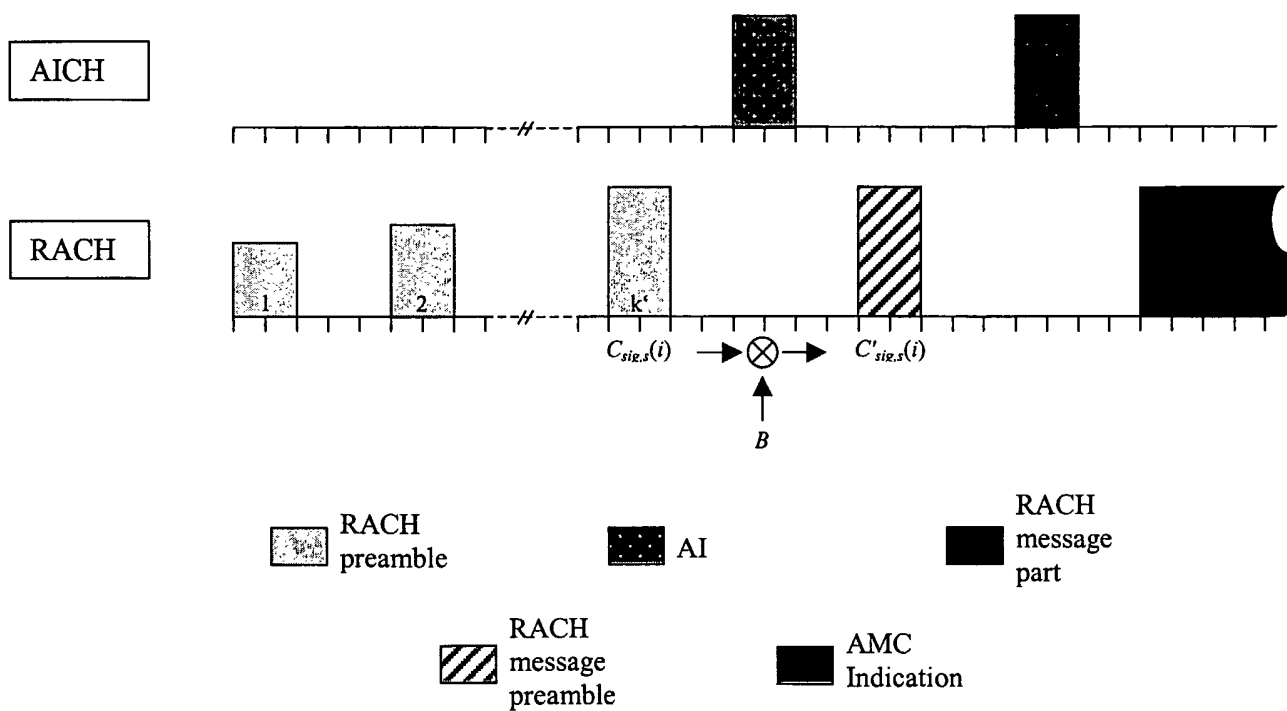


Fig. 2

INTERNATIONAL SEARCH REPORT

International Application No

PCT/EP 01/07340

A. CLASSIFICATION OF SUBJECT MATTER
IPC 7 H04L1/00

According to International Patent Classification (IPC) or to both national classification and IPC

B. FIELDS SEARCHED

Minimum documentation searched (classification system followed by classification symbols)

IPC 7 H04L H04B

Documentation searched other than minimum documentation to the extent that such documents are included in the fields searched

Electronic data base consulted during the international search (name of data base and, where practical, search terms used)

EPO-Internal, WPI Data, INSPEC

C. DOCUMENTS CONSIDERED TO BE RELEVANT

| Category * | Citation of document, with indication, where appropriate, of the relevant passages | Relevant to claim No. |
|------------|--|-----------------------|
| Y | US 6 181 686 B1 (JOKINEN HARRI ET AL) 30 January 2001 (2001-01-30) column 3, line 17 -column 4, line 39 figures 2,3 | 1-9 |
| Y | WO 98 18280 A (ERICSSON TELEFON AB L M) 30 April 1998 (1998-04-30) abstract claims 1-13 figures 1-7 | 1-9 |
| A | US 6 094 576 A (RINNE MIKKO ET AL) 25 July 2000 (2000-07-25) abstract | 1-9 |

 Further documents are listed in the continuation of box C. Patent family members are listed in annex.

* Special categories of cited documents:

A document defining the general state of the art which is not considered to be of particular relevance

E earlier document but published on or after the international filing date

L document which may throw doubts on priority claim(s) or which is cited to establish the publication date of another citation or other special reason (as specified)

O document referring to an oral disclosure, use, exhibition or other means

P document published prior to the international filing date but later than the priority date claimed

T later document published after the international filing date or priority date and not in conflict with the application but cited to understand the principle or theory underlying the invention

X document of particular relevance; the claimed invention cannot be considered novel or cannot be considered to involve an inventive step when the document is taken alone

Y document of particular relevance; the claimed invention cannot be considered to involve an inventive step when the document is combined with one or more other such documents, such combination being obvious to a person skilled in the art.

& document member of the same patent family

Date of the actual completion of the international search

21 February 2002

Date of mailing of the international search report

28/02/2002

Name and mailing address of the ISA

European Patent Office, P.B. 5818 Patentlaan 2
NL - 2280 HV Rijswijk
Tel. (+31-70) 340-2040, Tx. 31 651 epo nl,
Fax: (+31-70) 340-3016

Authorized officer

Yang, Y

INTERNATIONAL SEARCH REPORT

Information on patent family members

International Application No

PCT/EP 01/07340

| Patent document cited in search report | | Publication date | Patent family member(s) | Publication date |
|--|----|------------------|-------------------------|------------------|
| US 6181686 | B1 | 30-01-2001 | FI 962834 A | 13-01-1998 |
| | | | AU 3445397 A | 09-02-1998 |
| | | | EP 0976282 A1 | 02-02-2000 |
| | | | WO 9803030 A1 | 22-01-1998 |
| | | | JP 2000514624 T | 31-10-2000 |
| WO 9818280 | A | 30-04-1998 | US 6259724 B1 | 10-07-2001 |
| | | | AU 720313 B2 | 25-05-2000 |
| | | | AU 4732397 A | 15-05-1998 |
| | | | BR 9711928 A | 24-08-1999 |
| | | | CN 1234169 A | 03-11-1999 |
| | | | EP 0932996 A2 | 04-08-1999 |
| | | | JP 2001502866 T | 27-02-2001 |
| | | | WO 9818280 A2 | 30-04-1998 |
| US 6094576 | A | 25-07-2000 | FI 962216 A | 28-11-1997 |
| | | | AU 721690 B2 | 13-07-2000 |
| | | | AU 2901497 A | 05-01-1998 |
| | | | EP 0840988 A2 | 13-05-1998 |
| | | | WO 9746041 A2 | 04-12-1997 |
| | | | JP 11510667 T | 14-09-1999 |
| | | | NO 980328 A | 26-01-1998 |