



(12) **United States Design Patent**
Aulwes et al.

(10) **Patent No.:** **US D999,991 S**
(45) **Date of Patent:** **** Sep. 26, 2023**

- (54) **HAIR CLIPPER**
- (71) Applicant: **WAHL CLIPPER CORPORATION**,
Sterling, IL (US)
- (72) Inventors: **Chad Aulwes**, Sterling, IL (US); **Tracy Vock**, Morrison, IL (US); **Jeff Gesiakowski**, Sterling, IL (US)
- (73) Assignee: **WAHL CLIPPER CORPORATION**,
Sterling, IL (US)

D683,901	S *	6/2013	Skuhra et al.	D28/54
D700,998	S	3/2014	Aulwes et al.	
D715,489	S	10/2014	Aulwes et al.	
D715,490	S	10/2014	Aulwes et al.	
D715,491	S	10/2014	Phillips et al.	
D758,665	S *	6/2016	Skuhra	D28/54
D777,980	S *	1/2017	Moeller et al.	D28/54
9,561,596	B2	2/2017	Buck, Jr.	
D815,355	S	4/2018	Fleming et al.	
D847,431	S *	4/2019	Aulwes et al.	D28/53
D847,432	S *	4/2019	Aulwes et al.	D28/54
D870,384	S *	12/2019	Fleming et al.	D28/54
D877,415	S *	3/2020	Aulwes et al.	D28/53

(**) Term: **15 Years**

(21) Appl. No.: **29/757,114**

(22) Filed: **Nov. 3, 2020**

(51) **LOC (14) Cl.** **28-03**

(52) **U.S. Cl.**
USPC **D28/54**

(58) **Field of Classification Search**
USPC D28/45-54; D30/158
CPC B26B 19/00; B26B 19/02; B26B 19/04;
B26B 19/06; B26B 19/10; B26B 19/30; B26B
19/38; B26B 19/3853; B26B 19/3873
See application file for complete search history.

(56) **References Cited**

U.S. PATENT DOCUMENTS

D577,865	S	9/2008	Long et al.	
D597,253	S *	7/2009	Eddinger et al.	D28/54
D597,254	S *	7/2009	Eddinger et al.	D28/54
D623,354	S	9/2010	Schwer et al.	
D673,731	S *	1/2013	Skuhra et al.	D28/53
D675,782	S	2/2013	Buck, Jr.	
D682,471	S	5/2013	Yde et al.	

FOREIGN PATENT DOCUMENTS

CN 305999644 S 8/2020

* cited by examiner

Primary Examiner — Alison M Ofstun

(74) *Attorney, Agent, or Firm* — Greer, Burns & Crain, Ltd

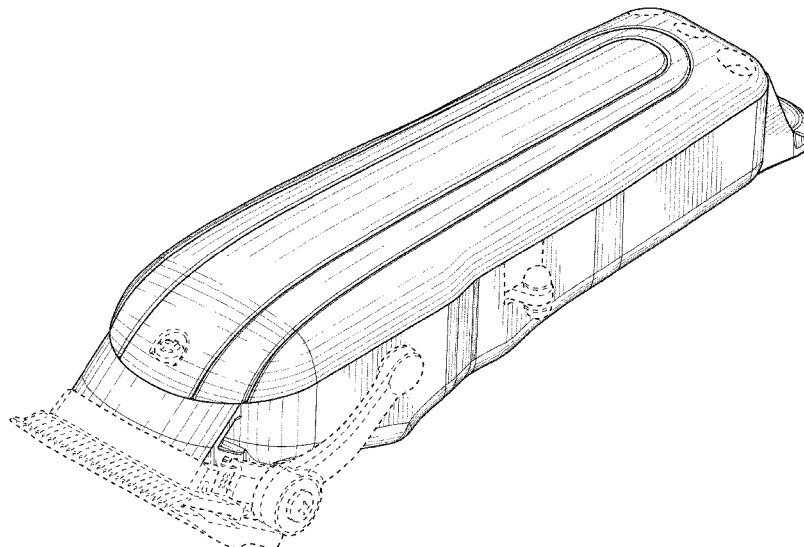
(57) **CLAIM**

The ornamental design for a HAIR CLIPPER as shown and described.

DESCRIPTION

FIG. 1 is a top perspective view of a hair clipper;
FIG. 2 is a left side view thereof;
FIG. 3 is a right side view thereof;
FIG. 4 is a front view thereof;
FIG. 5 is a rear view thereof;
FIG. 6 is a top plan view thereof; and
FIG. 7 is a bottom plan view thereof.
In the drawings, the broken lines illustrate portions of the hair clipper that form no part of the claimed design.

1 Claim, 4 Drawing Sheets



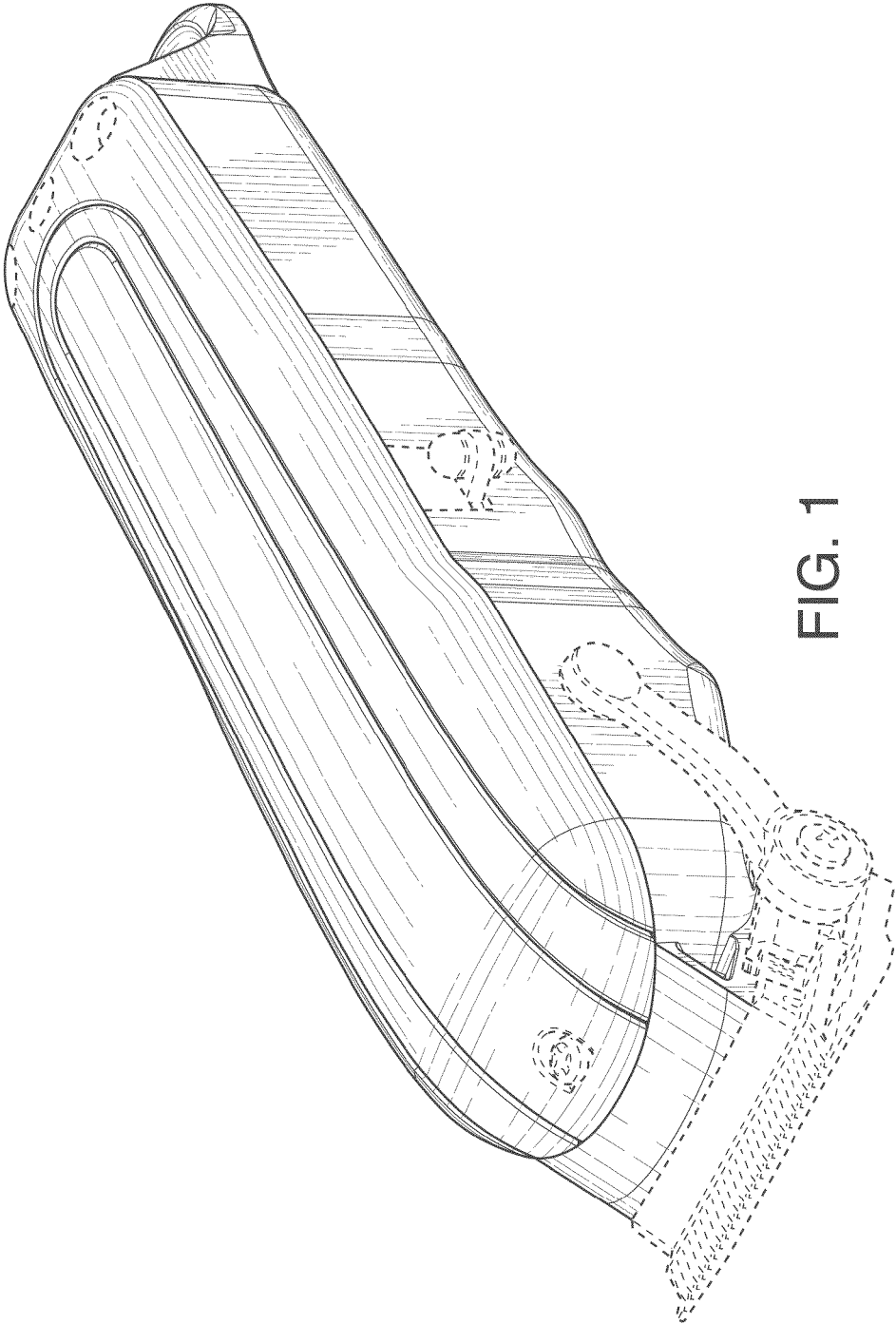


FIG. 1

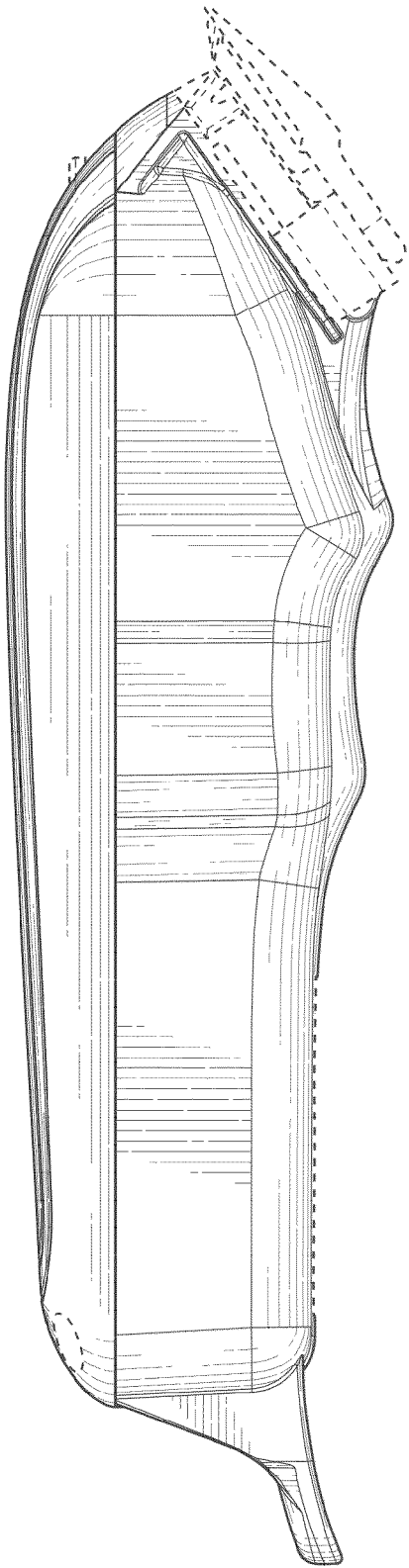


FIG. 2

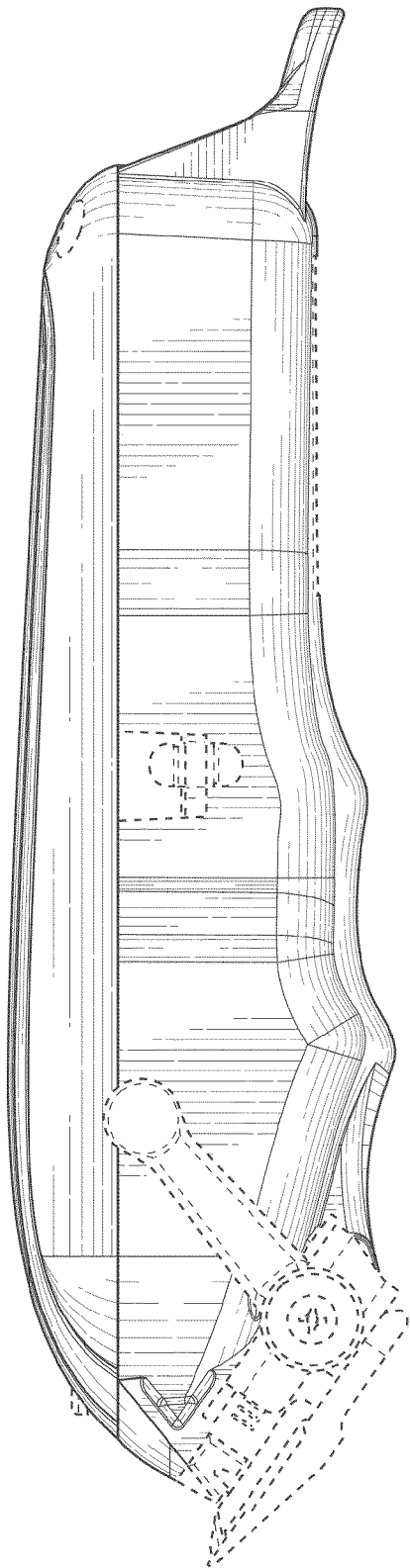


FIG. 3

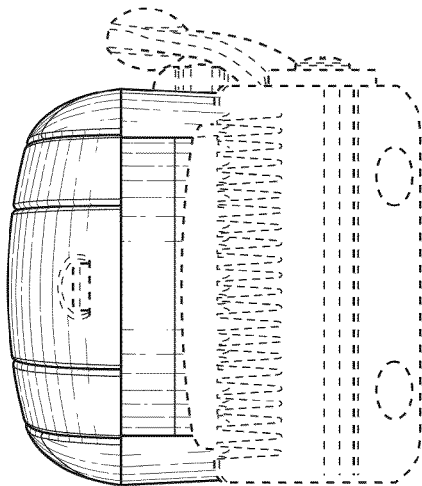


FIG. 4

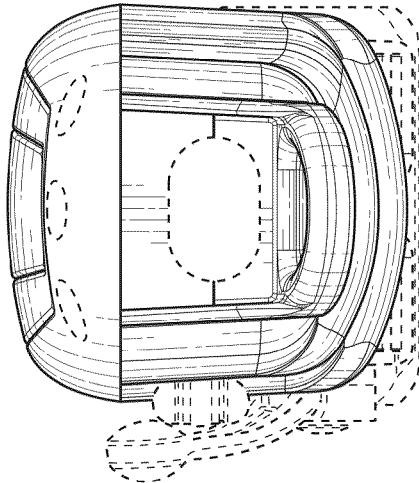


FIG. 5

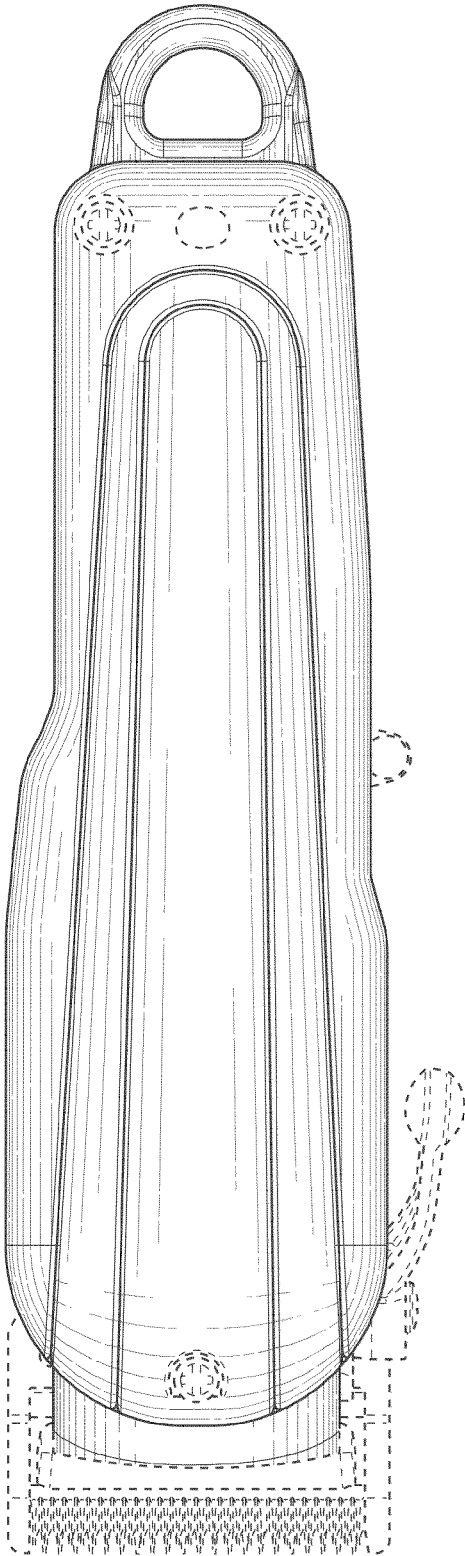


FIG. 6

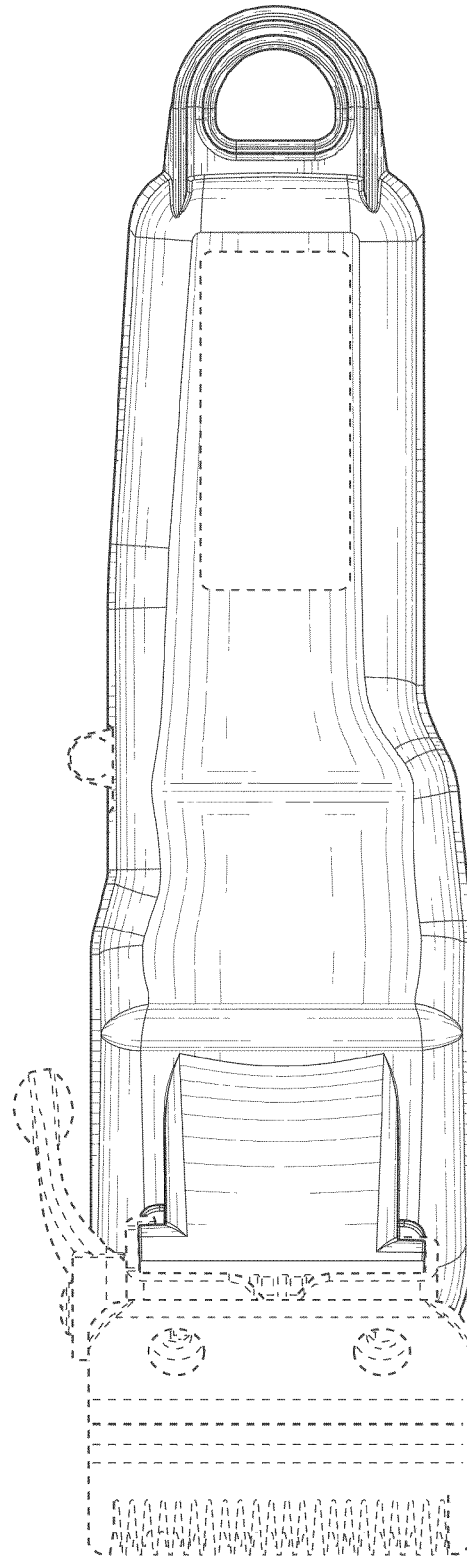


FIG. 7