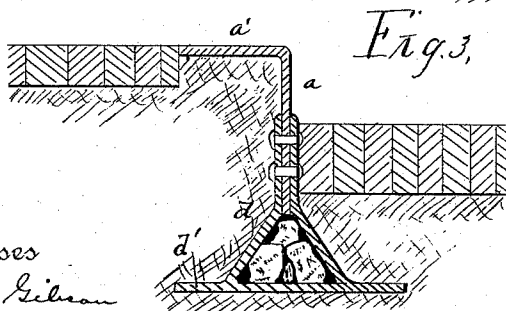
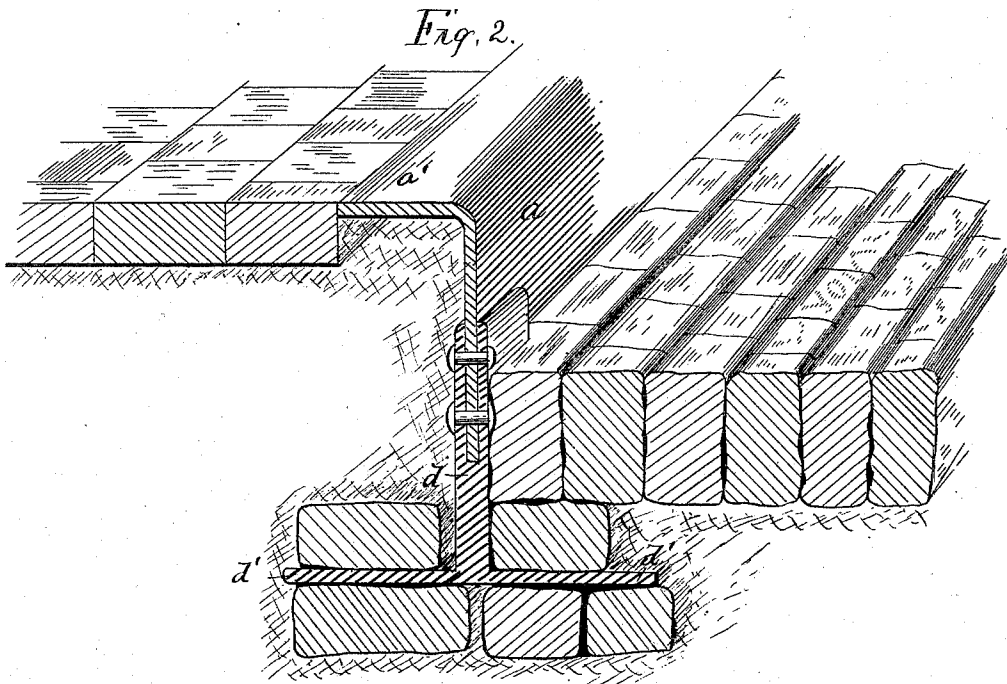
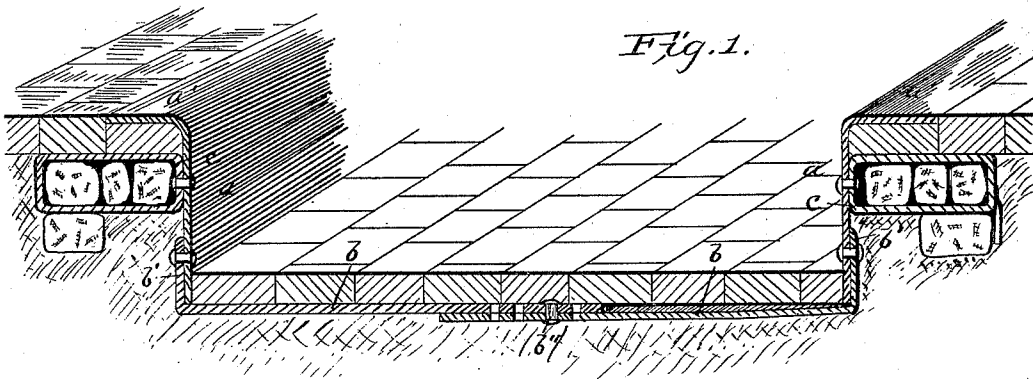


(No Model.)

I. L. LANDIS.  
METALLIC CURBING.

No. 456,995.

Patented Aug. 4, 1891.



Witnesses

F. C. Gibson

C. D. Davis

Inventor

I. L. Landis

By his Attorney

C. M. Alexander

# UNITED STATES PATENT OFFICE.

ISRAEL L. LANDIS, OF LANCASTER, PENNSYLVANIA.

## METALLIC CURBING.

SPECIFICATION forming part of Letters Patent No. 456,995, dated August 4, 1891.

Application filed September 27, 1890. Serial No. 366,415. (No model.)

*To all whom it may concern:*

Be it known that I, ISRAEL L. LANDIS, a citizen of the United States, residing at Lancaster, in the county of Lancaster and State of Pennsylvania, have invented certain new and useful Improvements in Metallic Curbing, of which the following is a specification, reference being had therein to the accompanying drawings.

Referring to the annexed drawings, Figure 1 represents a transverse sectional view of two curbs and the adjacent sidewalks and road-bed, showing my improvements; Fig. 2, a similar view, enlarged, showing one of the anchors; and Fig. 3, a similar view showing one of the anchors provided with a box or loop for the reception of anchoring-stones.

The invention is designed to produce an improved metallic curbing that will be durable and cheap and firmly established in the earth, so that it will not tilt or become displaced; and it consists in certain novel features of construction, that will fully hereinafter appear, and be particularly pointed out in the claim appended.

In the drawings annexed, *a* designates the sheet-metal curbing, which is made in suitable lengths and secured together, the upper edge *a'* of the curbing being turned inward to meet the adjacent sidewalk and its lower edge being extended into the earth a suitable distance below the level of the road-bed. Metallic frames or loops *c* are riveted under the sidewalks to the curbing at suitable intervals, these loops being filled with rocks or stones to assist in anchoring and steadying the curbing and prevent tilting thereof. Rods or bars *b*, connected together adjustably at their inner overlapping ends by means of a pin *b''* or other device, are extended across the road-bed or intervening walk, as shown in Fig. 1,

under the stones or blocks thereof, and provided with upturned ends or arms *b'*, which are riveted or bolted to the rear side of the curbing. These rods are placed at suitable intervals along the curbing and serve to brace and hold the same firmly in position. Being adjustably connected together, they may be readily adjusted when placed in position to the width of walk or road-bed desired.

At suitable intervals along the curbing I attach anchors *d*, as shown in Fig. 2, which are provided with lateral feet or arms *d'* *d'*, projecting in opposite directions. Suitable stones are placed under these anchors and upon their feet or arms, as shown, to assist in establishing them. The anchors are formed with sockets at their upper ends for the reception of the lower edge of the curbing, which is bolted or riveted thereto.

In Fig. 3 the anchor is shown provided with a box or loop for the reception of anchoring-stones.

Having thus fully described my invention, what I claim is—

The combination of two metallic curbings having their lower edges inserted in the earth, anchors *d*, connected to the lower edges of the curbings and extending into the earth, rigid loops *c*, secured to the back of the curbings and extending back into the earth and adapted to be filled with stones, and a pair of inwardly-extending rods secured to the opposite curbings and adjustably secured together at their inner overlapped ends, as and for the purposes set forth.

In testimony whereof I affix my signature in presence of two witnesses.

ISRAEL L. LANDIS.

Witnesses:

C. D. DAVIS,  
H. J. ENNIS.