



US00D332012S

United States Patent [19]

[11] Patent Number: Des. 332,012

Severance

[45] Date of Patent: ** Dec. 29, 1992

[54] CHAIR

[76] Inventor: Charles M. Severance, 1911 Martha Berry Dr., Knoxville, Tenn. 37918

[**] Term: 14 Years

[21] Appl. No.: 372,041

[22] Filed: Jun. 27, 1989

[52] U.S. Cl. D6/379; D6/334

[58] Field of Search D6/334, 335, 361, 366, D6/367, 374, 375, 379, 500, 501, 502

[56] References Cited

U.S. PATENT DOCUMENTS

D. 36,663	12/1903	Teall	D6/367
D. 44,728	10/1913	Martino	D6/367
D. 142,682	10/1945	Weill	D6/379 X
D. 180,558	7/1957	Jiranek	D6/375
D. 190,645	6/1961	Sundberg et al.	D6/379
D. 219,583	12/1970	Zellick et al.	D6/379
D. 224,652	8/1972	Zellick et al.	D6/379
D. 250,154	11/1978	Benoit	D6/379
D. 260,826	9/1981	Steinberger	D6/374

D. 274,199	6/1984	Saiger	D6/361
D. 297,891	10/1988	Weber	D6/500 X
D. 298,788	12/1988	Thompson	D6/334 X
D. 315,123	3/1991	Spiegel et al.	D6/335 X

OTHER PUBLICATIONS

Global Upholstery, 1975, chair #1801 at top left.

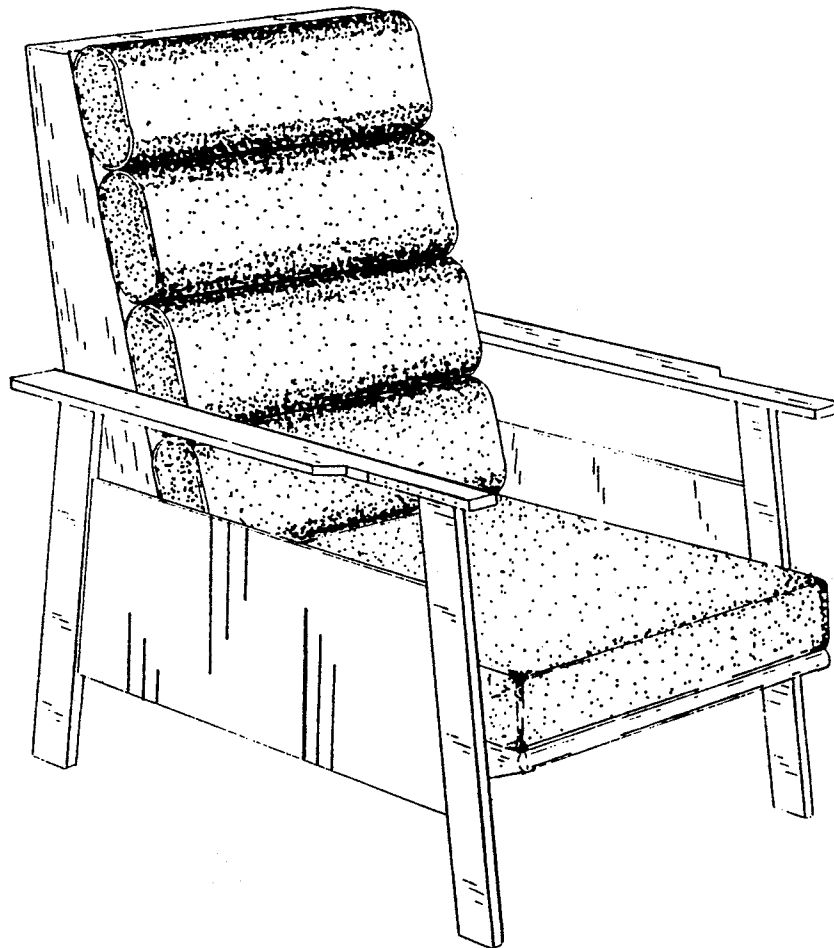
Primary Examiner—Nelson C. Holtje
Assistant Examiner—Gary D. Watson
Attorney, Agent, or Firm—Pitts and Brittan

[57] CLAIM

The ornamental design for a chair, as shown and described.

DESCRIPTION

FIG. 1 is a left-front perspective view of a chair showing my new design;
FIG. 2 is a top plan view;
FIG. 3 is a right side elevational view, the left side being a mirror image thereof;
FIG. 4 is a front elevational view;
FIG. 5 is a rear elevational view; and,
FIG. 6 is a bottom plan view thereof.



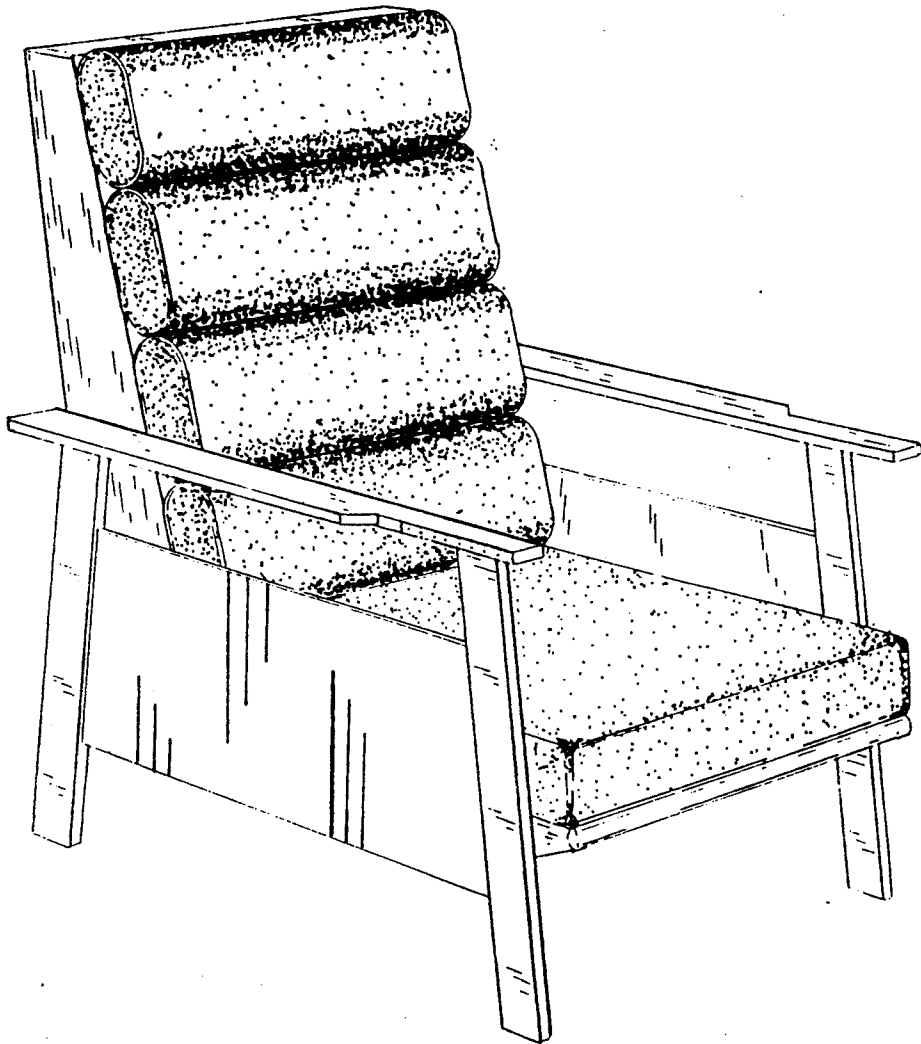


FIG. 1

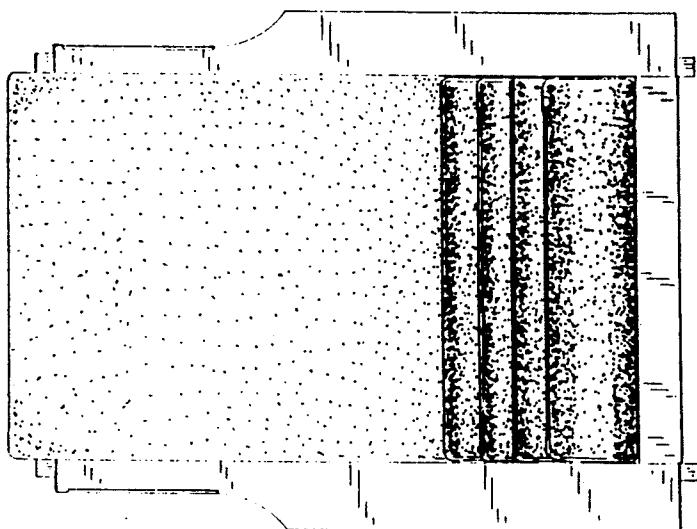


FIG. 2

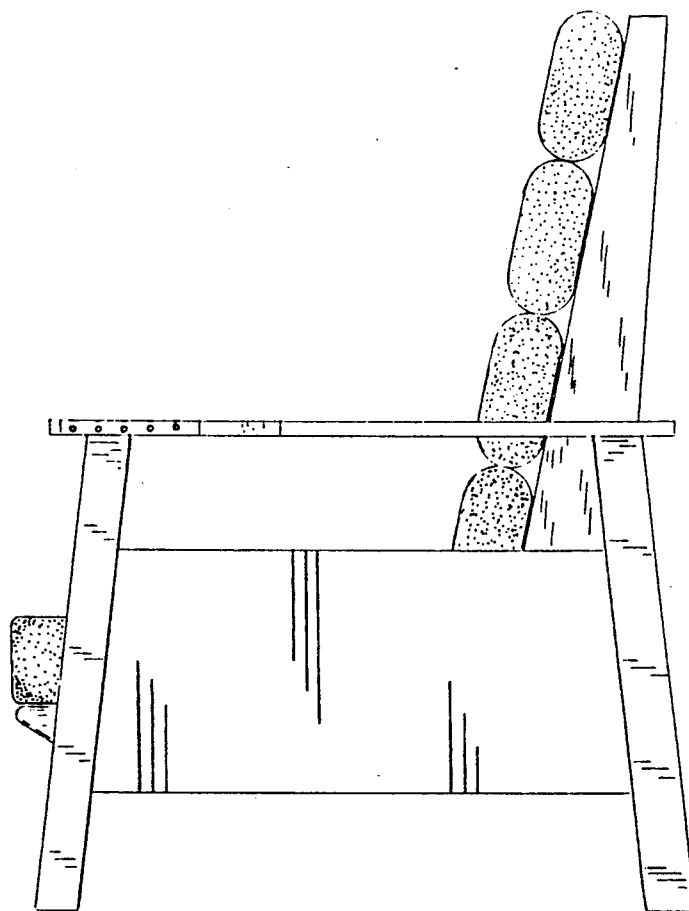


FIG. 3




FIG. 4

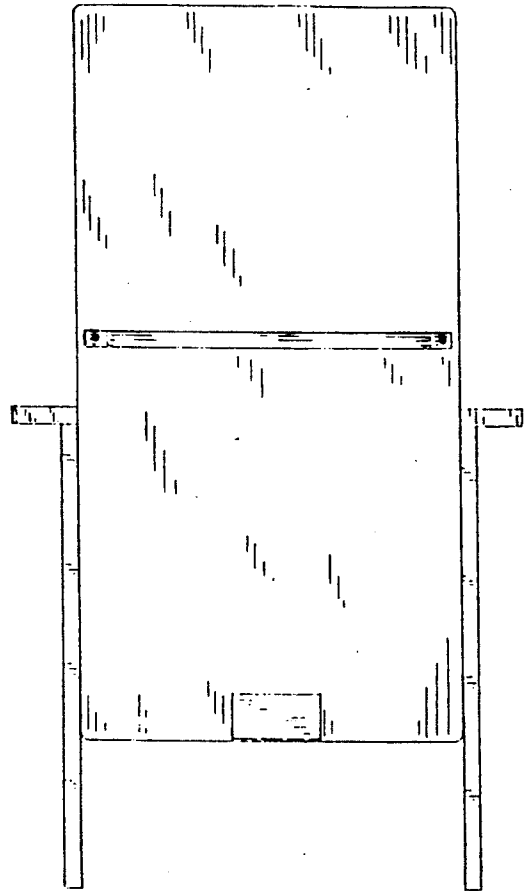


FIG. 5

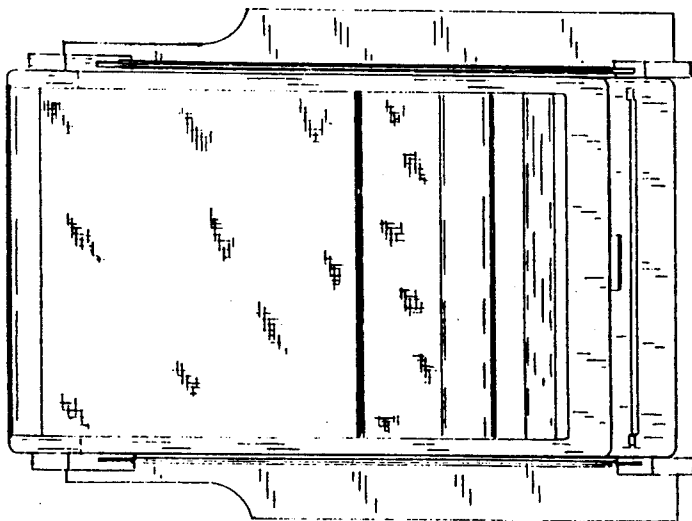


FIG. 6