



US00D959809S

(12) **United States Design Patent**
Ortega

(10) **Patent No.:** **US D959,809 S**

(45) **Date of Patent:** **** Aug. 9, 2022**

- (54) **SHOE UPPER**
- (71) Applicant: **Brooks Sports, Inc.**, Seattle, WA (US)
- (72) Inventor: **Gabriel Ricardo Ortega**, Seattle, WA (US)
- (73) Assignee: **Brooks Sports, Inc.**, Seattle, WA (US)
- (**) Term: **15 Years**
- (21) Appl. No.: **29/754,540**

D882,232 S *	4/2020	Odinot	D2/969
D882,909 S *	5/2020	Small	D2/902
D903,248 S *	12/2020	Verfl	D2/908
D913,648 S *	3/2021	Dean	D2/907
D913,649 S *	3/2021	Suh	D2/908
D913,650 S *	3/2021	Ortega	D2/908
D913,670 S *	3/2021	Dean	D2/969
D913,671 S *	3/2021	Suh	D2/969
D913,674 S *	3/2021	Suh	D2/969
D913,675 S *	3/2021	Ortega	D2/969
D929,707 S *	9/2021	Suh	D2/908
D932,144 S *	10/2021	Fu	D2/908
D938,711 S *	12/2021	Ortega	D2/969

(Continued)

- (22) Filed: **Oct. 12, 2020**
- (51) **LOC (13) Cl.** **02-04**
- (52) **U.S. Cl.**
USPC **D2/969**
- (58) **Field of Classification Search**
USPC D2/902-908, 909, 947, 969, 970, 972, D2/973
CPC .. A43B 1/00; A43B 1/009; A43B 1/02; A43B 1/04; A43B 1/10; A43B 1/12; A43B 1/14; A43B 23/00; A43B 23/0245; A43B 23/025; A43B 23/04; A43B 23/042; A43B 5/00; A43B 5/08; A43B 5/10; A43B 3/00; A43B 3/04; A43B 3/08; A43B 13/00; A43B 13/04; A43B 13/14
See application file for complete search history.

(56) **References Cited**
U.S. PATENT DOCUMENTS

5,704,137 A *	1/1998	Dean	A43B 13/206	36/71
D794,919 S *	8/2017	Mason	A43B 5/00	D2/907
D801,664 S *	11/2017	Small	D2/969	
D834,294 S *	11/2018	Small	D2/969	
D849,371 S *	5/2019	Ortega	D2/902	
D849,372 S *	5/2019	Ortega	D2/902	
D867,729 S *	11/2019	Dean	D2/902	

OTHER PUBLICATIONS

Shoe Review: Brooks Ghost 14, announced Jun. 22, 2021 [online], [site visited Feb. 8, 2022], Available from internet, URL: <https://www.fleetfeet.com/blog/shoe-review-brooks-ghost-14> (Year: 2021).*

Primary Examiner — Elizabeth J Oswecki
Assistant Examiner — Yelizaveta Y Masalimova
(74) *Attorney, Agent, or Firm* — Cozen O'Connor


(57) **CLAIM**

The ornamental design for a shoe upper, as shown and described.

DESCRIPTION

FIG. 1 is a perspective view of a shoe upper showing my new design;
FIG. 2 is a front view of the shoe upper illustrated in FIG. 1;
FIG. 3 is a rear view of the shoe upper illustrated in FIG. 1;
FIG. 4 is a side view of the shoe upper illustrated in FIG. 1;
FIG. 5 is another side view of the shoe upper illustrated in FIG. 1; and,
FIG. 6 is a top view of the shoe upper illustrated in FIG. 1.

1 Claim, 6 Drawing Sheets



(56)

References Cited

U.S. PATENT DOCUMENTS

2017/0119091	A1*	5/2017	Bischoff	A43B 13/188
2020/0170349	A1*	6/2020	Verfl	A43B 23/0245
2020/0187595	A1*	6/2020	Siegismund	A43B 23/0245
2020/0337417	A1*	10/2020	Blanchard	A43D 25/047

* cited by examiner



FIG. 1




FIG. 2

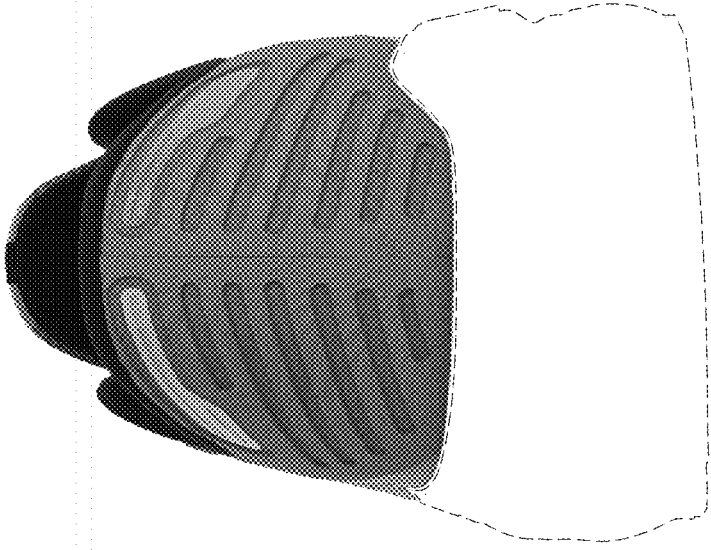


FIG. 3




FIG. 4



FIG. 5




FIG. 6