

[54] BANK NOTE TAKEOUT MACHINE

[75] Inventor: Takashi Kajita, Kodaira, Japan

[73] Assignee: Tokyo Shibaura Denki Kabushiki Kaisha, Japan

[**] Term: 14 Years

[21] Appl. No.: 455,547

[22] Filed: Jan. 4, 1983

[30] Foreign Application Priority Data

Jul. 7, 1982 [JP] Japan 57-30354

[52] U.S. Cl. D18/3

[58] Field of Search D18/3, 4, 99; D14/100, D14/102, 115; 235/7 A, 31 R; 209/534, 551; 194/1 A, 4 R, DIG. 26

[56] References Cited

U.S. PATENT DOCUMENTS

- D. 246,459 11/1977 Olson D14/102 X
- D. 247,810 5/1978 Moeckl D14/102
- D. 266,090 9/1982 Davis, Jr. et al. D14/102
- 4,017,004 4/1977 Onoe et al. 194/DIG. 26 X

FOREIGN PATENT DOCUMENTS

DT 2920774 11/1979 Fed. Rep. of Germany ... 194/DIG. 26

OTHER PUBLICATIONS

Catalogue of Glory Auto Cashier PB 60.

Primary Examiner—Bernard Ansher
Assistant Examiner—Theodore M. Shooman
Attorney, Agent, or Firm—Finnegan, Henderson, Farabow, Garrett & Dunner

[57] CLAIM

The ornamental design for a bank note takeout machine, substantially as shown and described.

DESCRIPTION

FIG. 1 is a front, top and right side perspective view of a bank note takeout machine showing my new design; FIG. 2 shows a perspective view of FIG. 1 thereof with the drawers out; FIG. 3 is a front elevational view thereof; FIG. 4 is a right side elevational view thereof, the opposite side being a mirror image; FIG. 5 is a top plan view thereof; and FIG. 6 is a rear elevational view thereof.

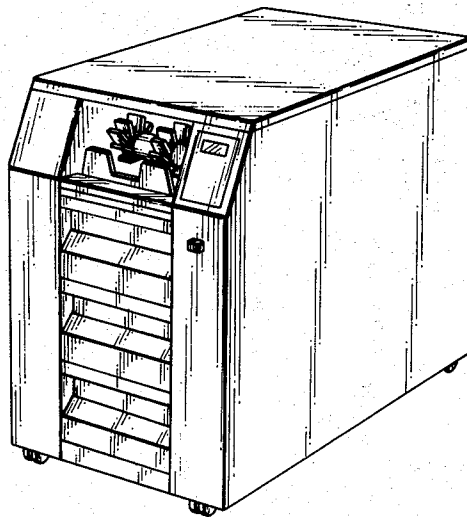


FIG. 1

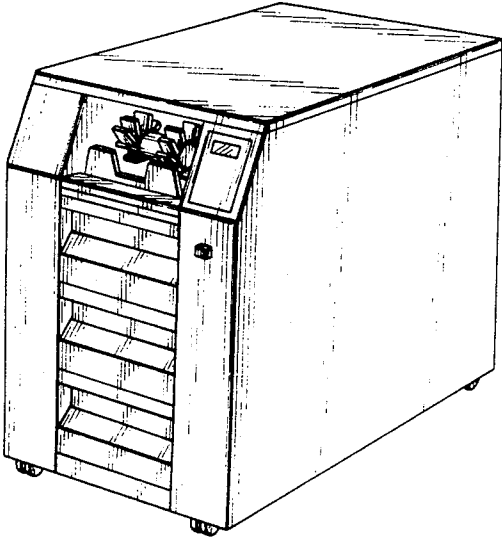


FIG. 2

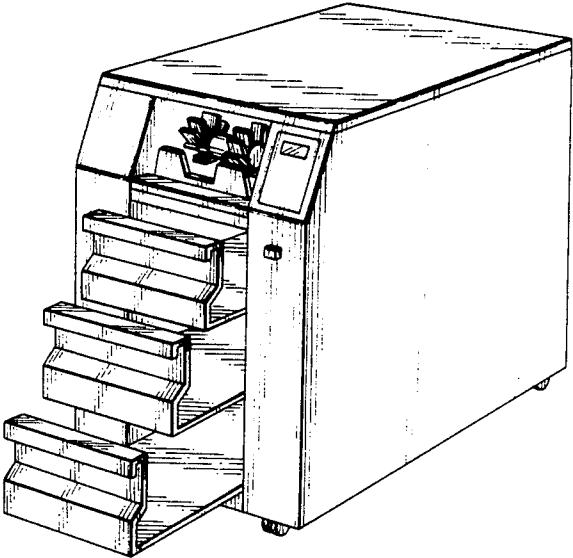


FIG. 3

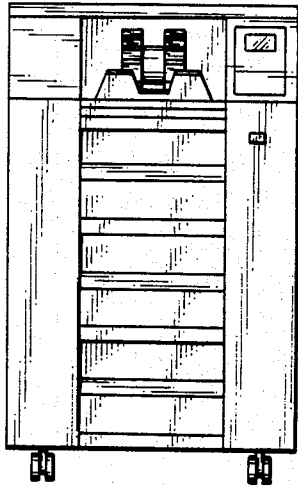


FIG. 4

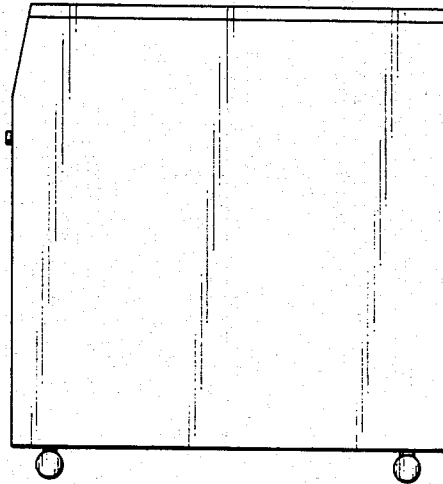


FIG. 5




FIG. 6

