



US00D922185S

(12) **United States Design Patent**
Liu

(10) **Patent No.:** **US D922,185 S**

(45) **Date of Patent:** **** Jun. 15, 2021**

- (54) **BOLT**
- (71) Applicant: **Haoliang Liu**, Shenzhen (CN)
- (72) Inventor: **Haoliang Liu**, Shenzhen (CN)
- (**) Term: **15 Years**
- (21) Appl. No.: **29/758,550**
- (22) Filed: **Nov. 17, 2020**
- (51) **LOC (13) Cl.** **08-08**
- (52) **U.S. Cl.**
USPC **D8/387; D8/367**
- (58) **Field of Classification Search**
USPC D8/367, 387, 354, 349
CPC .. F16B 23/00; F16B 45/00; B66C 1/66; F16C
11/10; F16G 15/08
See application file for complete search history.

D605,500	S *	12/2009	Lee	D8/387
8,622,676	B2 *	1/2014	Chen	F16B 43/00 411/402
D721,571	S *	1/2015	Roberts	D8/367
D742,724	S	11/2015	Smetz	
D752,418	S *	3/2016	Stacey	D8/367
D769,705	S *	10/2016	Moreau	D8/387
D803,668	S *	11/2017	Bradshaw	D8/367
D814,257	S *	4/2018	Berndt	8/14
10,259,691	B1 *	4/2019	Hong	B66C 1/66
10,450,174	B1 *	10/2019	Kucinic	B66F 1/00
D893,984	S *	8/2020	Rateliff	D8/367
D899,230	S *	10/2020	Tang	D8/367
D908,477	S *	1/2021	Liu	D8/387
10,962,046	B2 *	3/2021	Kilpatrick	F16B 43/00
2003/0180118	A1 *	9/2003	Alba	B66C 1/66 411/400
2005/0019135	A1 *	1/2005	Smetz	B66C 1/66 411/400
2007/0194588	A1 *	8/2007	Taubert	F16B 45/00 296/37.14

(Continued)

Primary Examiner — Holly E Thurman
Assistant Examiner — Ieisha N Price

(56) **References Cited**

U.S. PATENT DOCUMENTS

2,343,283	A *	3/1944	Davis	F16B 29/00 411/53
D198,281	S *	5/1964	Mills	D8/367
4,958,796	A *	9/1990	Bernosky	E21D 21/0093 248/317
5,405,210	A *	4/1995	Tsui	B21K 1/72 403/119
5,585,578	A *	12/1996	Shimotori	F16B 35/06 16/445
5,690,457	A *	11/1997	Smetz	B66C 1/66 411/400
5,865,416	A	2/1999	Hanaway	
D413,509	S *	9/1999	Robertson	D8/387
D413,791	S	9/1999	May	
5,992,910	A *	11/1999	Kwon	B66C 1/66 294/215
D446,442	S *	8/2001	Simpson	D8/354
6,749,237	B1 *	6/2004	Ma	B66C 1/66 294/180

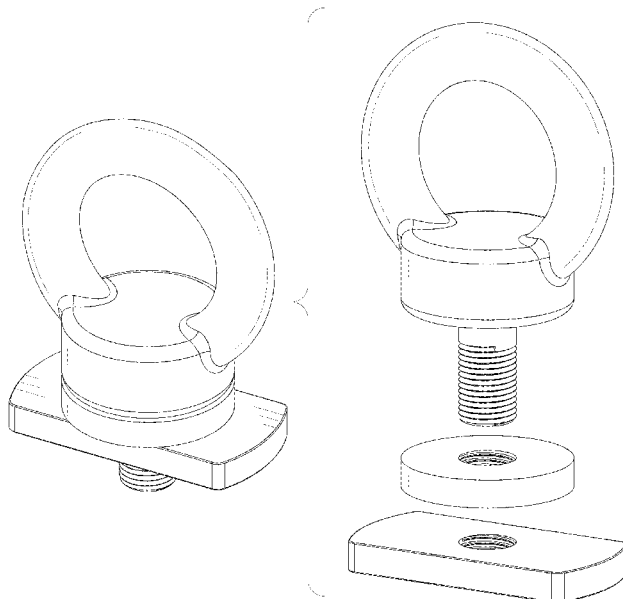
(57) **CLAIM**

The ornamental design for a bolt, as shown and described.

DESCRIPTION

FIG. 1 is a perspective view of a bolt showing my new design;
FIG. 2 is a front elevational view thereof;
FIG. 3 is a rear elevational view thereof;
FIG. 4 is a left side elevational view thereof;
FIG. 5 is a right side elevational view thereof;
FIG. 6 is a top plan view thereof;
FIG. 7 is a bottom plan view thereof; and,
FIG. 8 is an exploded view of the bolt shown in FIG. 1.

1 Claim, 8 Drawing Sheets



(56)

References Cited

U.S. PATENT DOCUMENTS

2013/0251444	A1*	9/2013	Ivanic	B66C 1/66 403/78
2014/0217255	A1*	8/2014	Rinklake	F16B 45/00 248/304
2015/0028614	A1*	1/2015	Norpoth	B66C 1/66 294/215
2015/0071732	A1*	3/2015	Hong	F16B 35/06 411/383
2015/0300399	A1*	10/2015	Ivanic	F16G 15/08 411/192
2016/0123374	A1*	5/2016	Roberts	A45C 13/001 294/215
2017/0355297	A1*	12/2017	Chimenti	B60P 7/0807
2017/0363138	A1*	12/2017	Kilpatrick	F16B 45/00
2018/0029846	A1*	2/2018	Verbrugge	F16B 35/06
2018/0079628	A1*	3/2018	Bradshaw	B66C 1/66
2019/0016567	A1*	1/2019	Losange	B33Y 80/00
2019/0031473	A1*	1/2019	Kim	F16G 15/02
2019/0202669	A1*	7/2019	Betzler	B66C 1/66
2019/0210844	A1*	7/2019	Redder	B66C 1/66

* cited by examiner

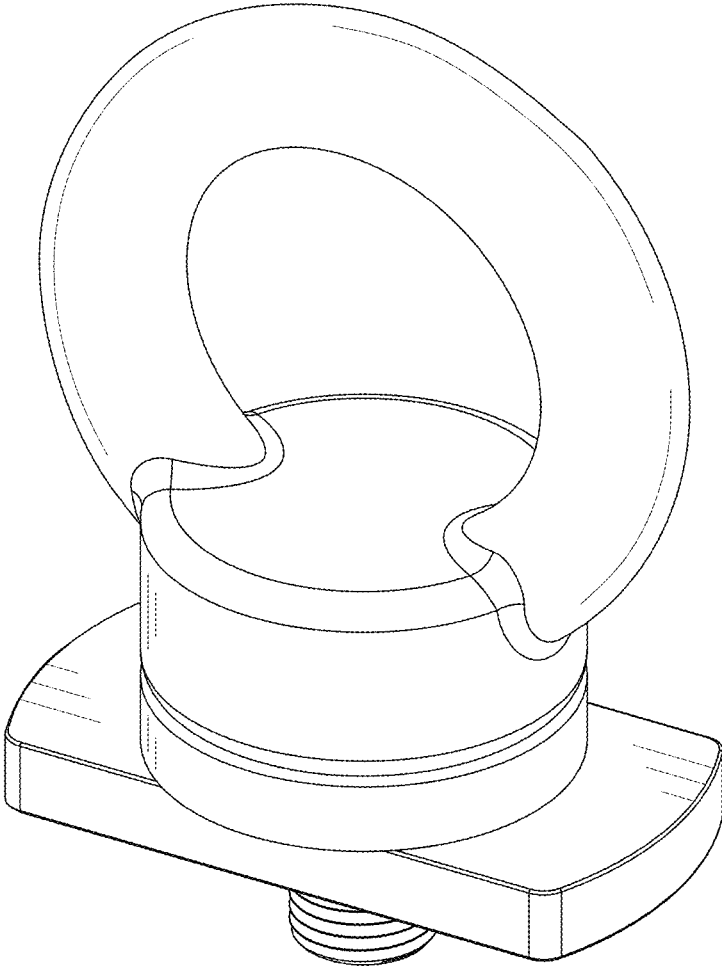


FIG. 1




FIG. 2




FIG. 3

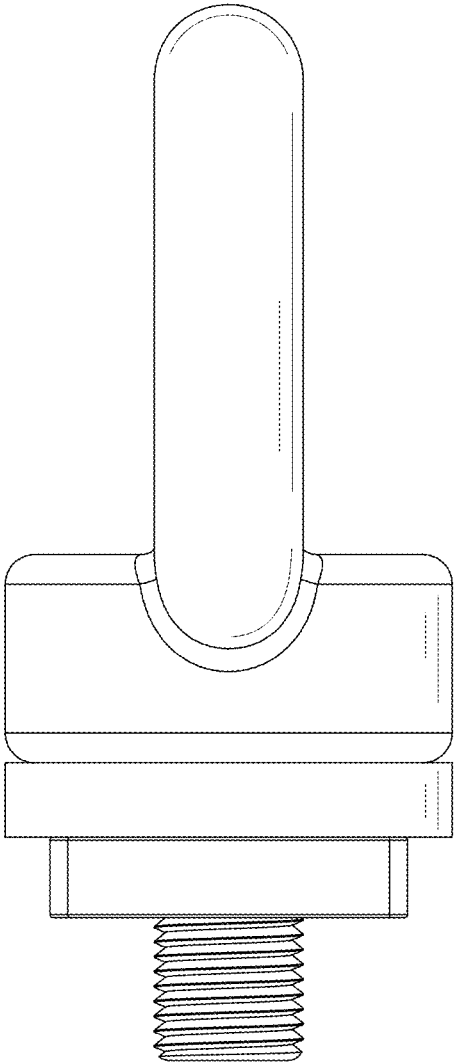


FIG. 4

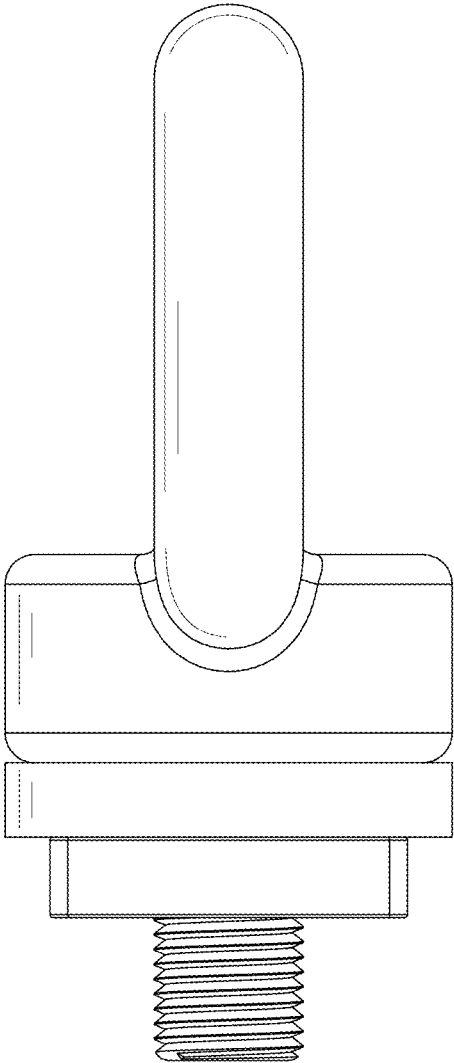


FIG. 5

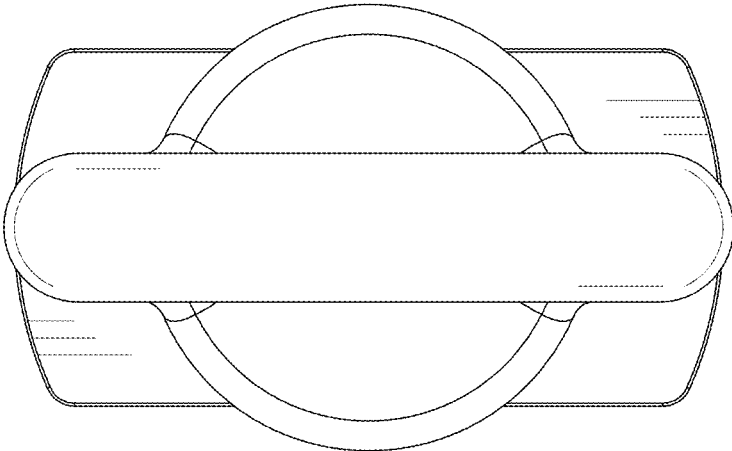


FIG. 6

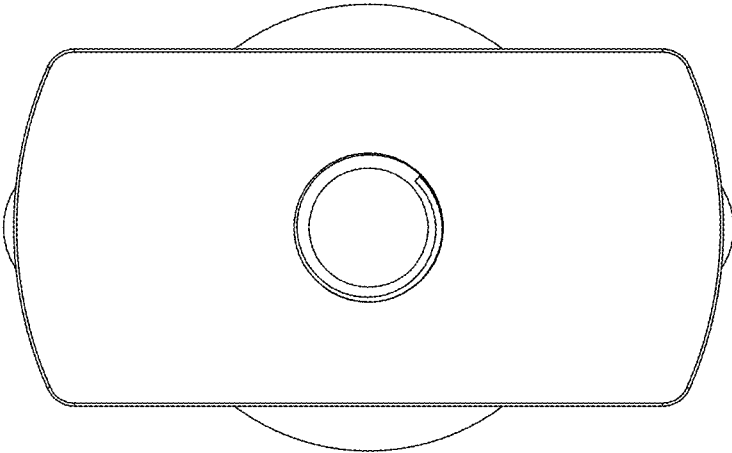


FIG. 7

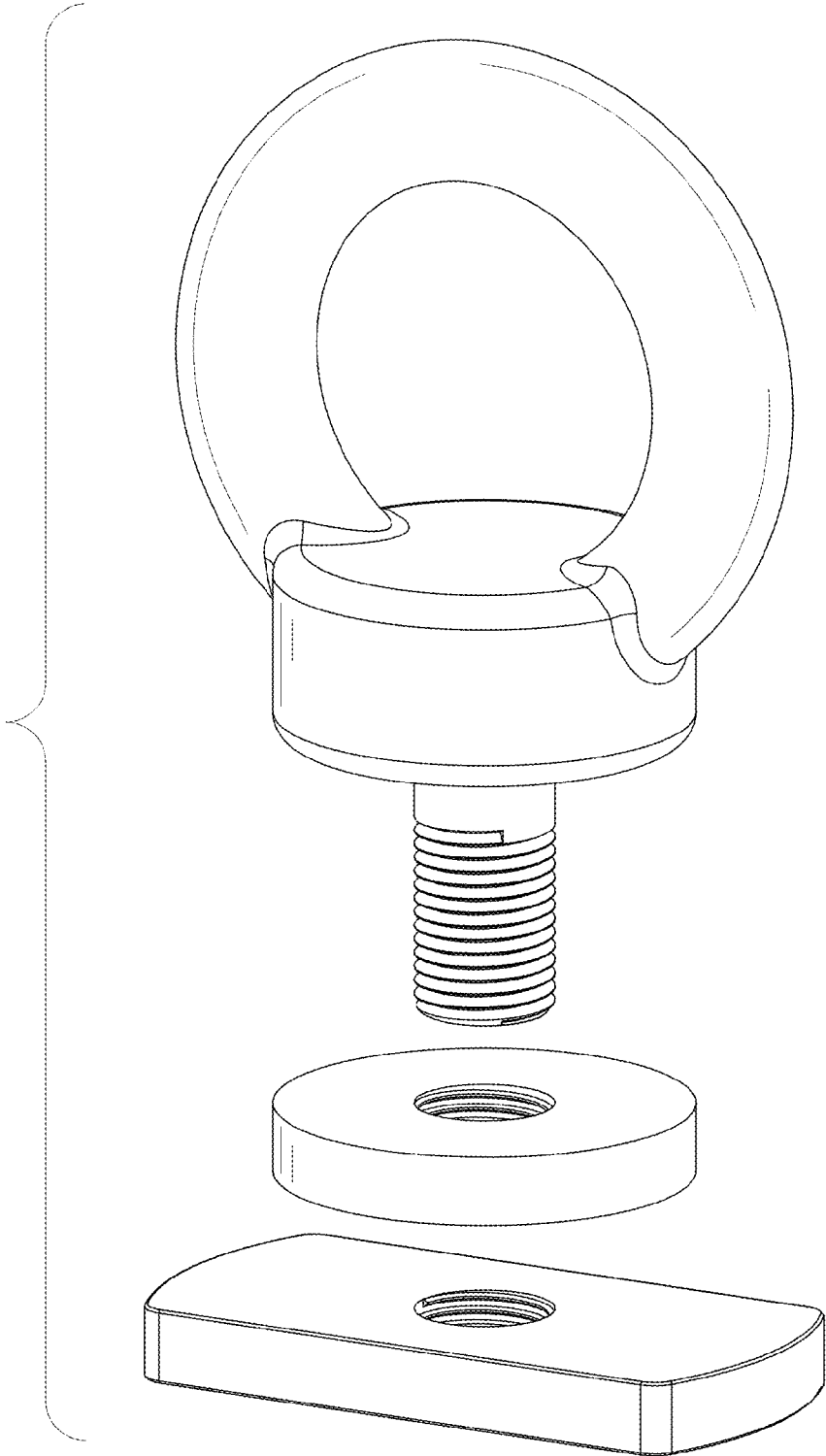


FIG. 8