

(12) **United States Design Patent** (10) **Patent No.:** **US D886,407 S**
Kurtz et al. (45) **Date of Patent:** **** Jun. 9, 2020**

(54) **STYLED BLANKET SCARF**

(71) Applicants: **Morgan Kurtz**, Lafayette, IN (US);
Megan Hartman, Lafayette, IN (US)

(72) Inventors: **Morgan Kurtz**, Lafayette, IN (US);
Megan Hartman, Lafayette, IN (US)

(**) Term: **15 Years**

(21) Appl. No.: **29/664,589**

(22) Filed: **Sep. 26, 2018**

(51) **LOC (12) Cl.** **02-05**

(52) **U.S. Cl.**
USPC **D2/500; D2/502**

(58) **Field of Classification Search**
USPC D2/831, 833, 853, 500-503, 600, 750,
D2/755, 823-826, 849, 861, 999, 728;
2/207

(Continued)

(56) **References Cited**

U.S. PATENT DOCUMENTS

1,652,982 A * 12/1927 Grean A41D 23/00
2/91
3,080,566 A * 3/1963 Neumann A41D 25/00
2/91

(Continued)

Primary Examiner — Amy C Wierenga

(74) Attorney, Agent, or Firm — Tyler B. Droste;
Gutwein Law

(57) **CLAIM**

The ornamental design for a styled blanket scarf, as shown and described.

DESCRIPTION

FIG. 1 is a rear perspective view of the styled blanket scarf of the present disclosure when the styled blanket scarf is laid out flat;

FIG. 2 is a front perspective view of the styled blanket scarf of FIG. 1 when the styled blanket scarf is laid out flat;

FIG. 3 is a top elevation view of the styled blanket scarf of the present disclosure when the styled blanket scarf is laid out flat;

FIG. 4 is a bottom elevation view of the styled blanket scarf of the present disclosure when the styled blanket scarf is laid out flat;

FIG. 5 is a left side elevation view of the styled blanket scarf of the present disclosure when the styled blanket scarf is laid out flat;

FIG. 6 is a right side elevation view of the styled blanket scarf of the present disclosure when the styled blanket scarf is laid out flat;

FIG. 7 is a rear plan view of the styled blanket scarf of the present disclosure when the styled blanket scarf is laid out flat;

FIG. 8 is a front plan view of the styled blanket scarf of the present disclosure when the styled blanket scarf is laid out flat;

FIG. 9 is a top perspective view of the styled blanket scarf of the present disclosure;

FIG. 10 is a bottom perspective view of the styled blanket scarf of the present disclosure;

FIG. 11 is a front elevation view of the styled blanket scarf of the present disclosure;

FIG. 12 is a rear elevation view of the styled blanket scarf of the present disclosure;

FIG. 13 is a left side view of the styled blanket scarf of the present disclosure;

FIG. 14 is a right side view of the styled blanket scarf of the present disclosure;

FIG. 15 is a right side view of the styled blanket scarf of the present disclosure shown in an environment of use thereof;

FIG. 16 is top elevation view of the styled blanket scarf of the present disclosure;

FIG. 17 is bottom elevation view of the styled blanket scarf of the present disclosure;

FIG. 18 is a front perspective view of the styled blanket scarf of the present disclosure shown in an environment of use thereof; and,

FIG. 19 is a front perspective view of the styled blanket scarf of the present disclosure shown in an environment of use thereof.

(Continued)



US D886,407 S

Page 2

The broken lines in the drawings illustrate environment only that form no part of the claimed design.

1 Claim, 16 Drawing Sheets

(58) Field of Classification Search

CPC A41D 23/00; A41D 25/003; A41B 13/10
See application file for complete search history.

(56) References Cited

U.S. PATENT DOCUMENTS

4,788,722 A * 12/1988 Oliver A41D 23/00
2/207
4,870,707 A * 10/1989 Hayes A41D 15/00
2/207

5,414,869 A * 5/1995 Thomson A41D 23/00
2/207
6,032,292 A * 3/2000 Wood A41D 23/00
2/206
D456,980 S * 5/2002 Worthy D2/500
D475,174 S * 6/2003 Margiela D2/504
D668,842 S 10/2012 Lumpkin
8,468,612 B1 6/2013 Galloway
8,505,117 B2 8/2013 Park
D695,995 S 12/2013 Kim
D724,820 S * 3/2015 Wall D2/854
9,138,021 B2 9/2015 Mardirosian
D741,042 S 10/2015 Paul
D749,293 S 2/2016 Demas
D751,267 S 3/2016 Gessler
D753,895 S * 4/2016 Azorin D2/728
D778,527 S * 2/2017 Wallen D2/500
D836,251 S * 12/2018 Bynoe D29/101.2
2011/0055999 A1 3/2011 Su
2013/0326792 A1 12/2013 Matos

* cited by examiner

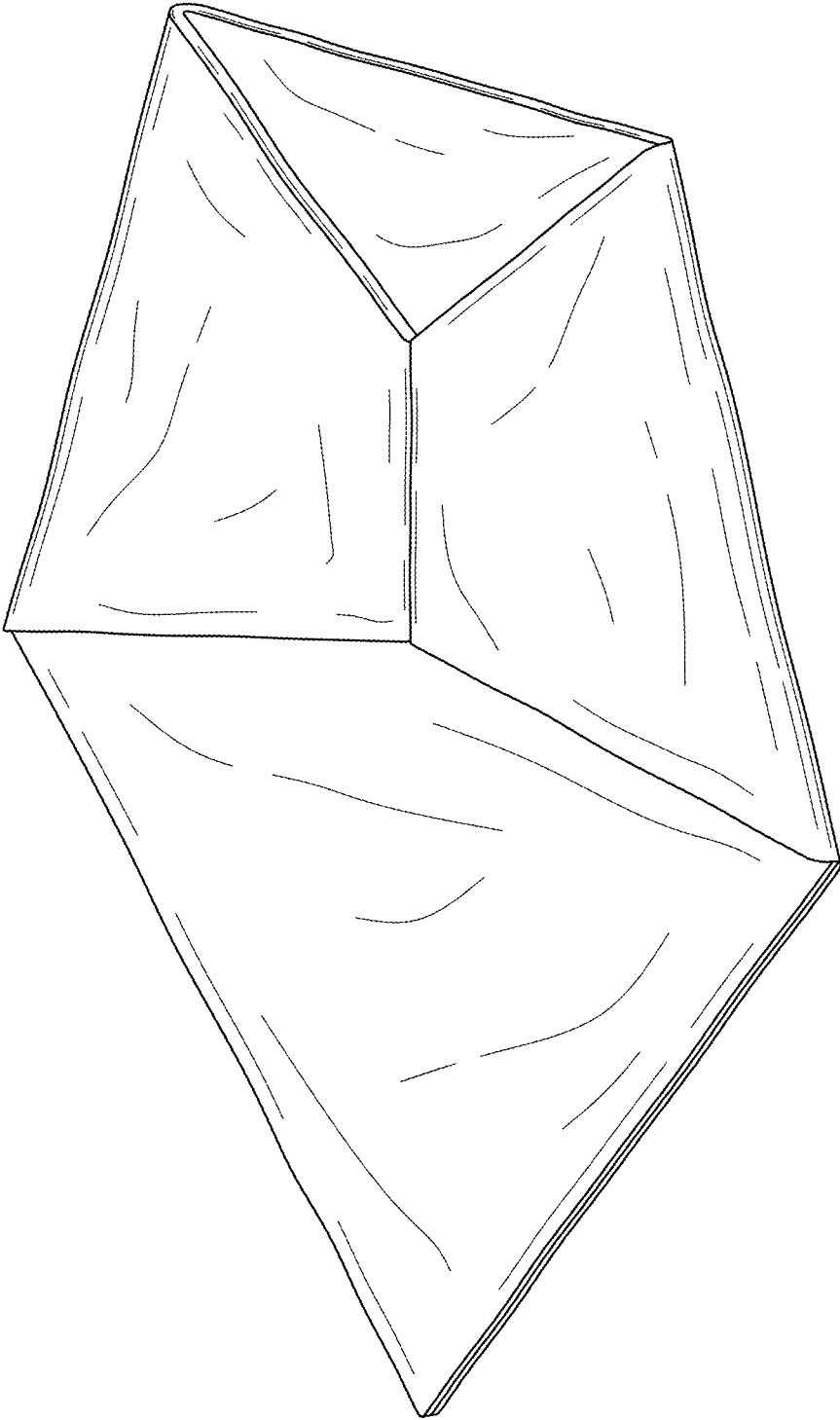


FIG. 1




FIG. 2




FIG. 3

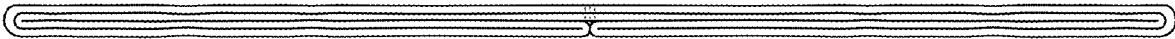


FIG. 4



FIG. 5



FIG. 6

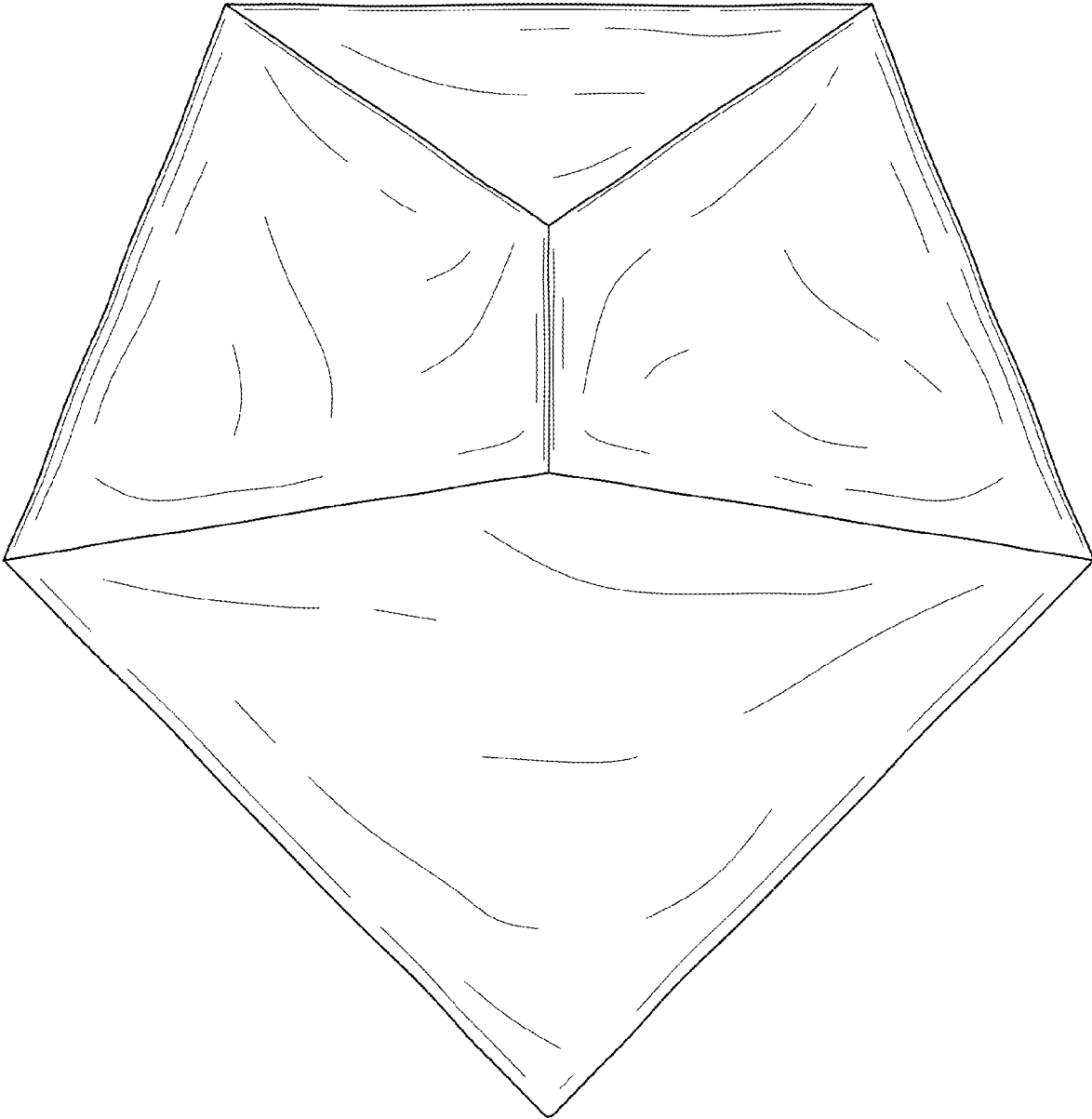


FIG. 7

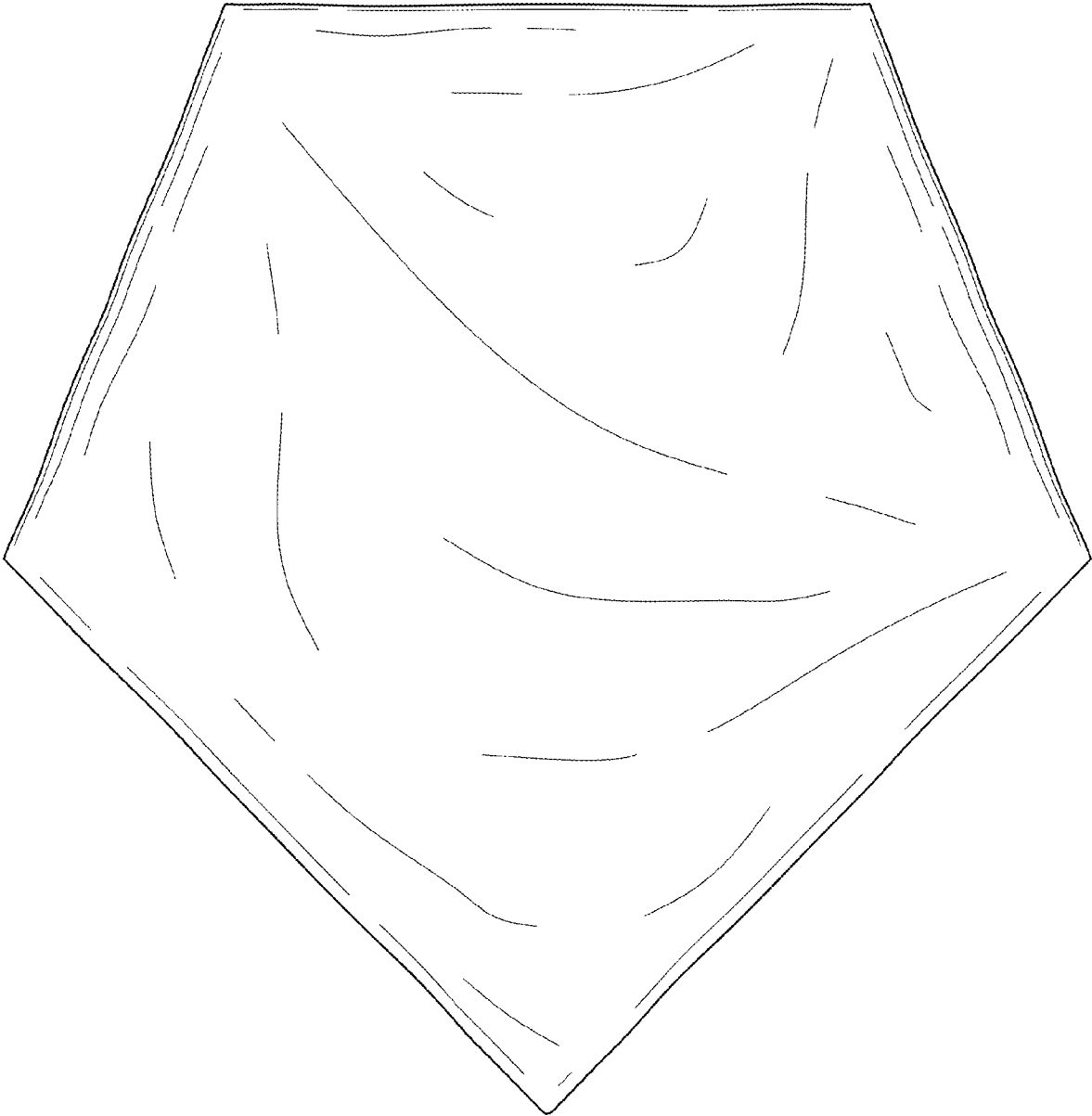


FIG. 8

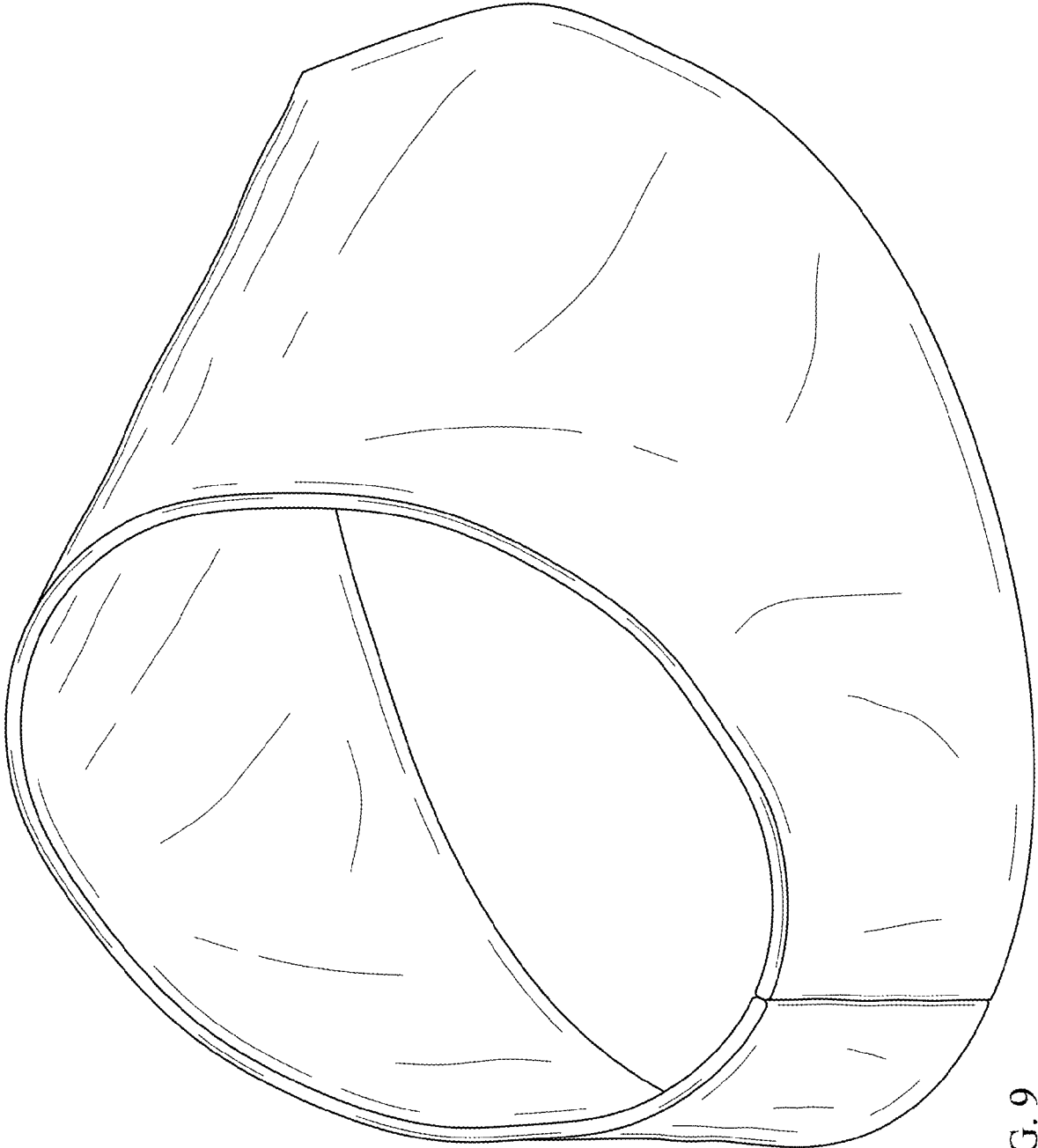


FIG. 9



FIG. 10

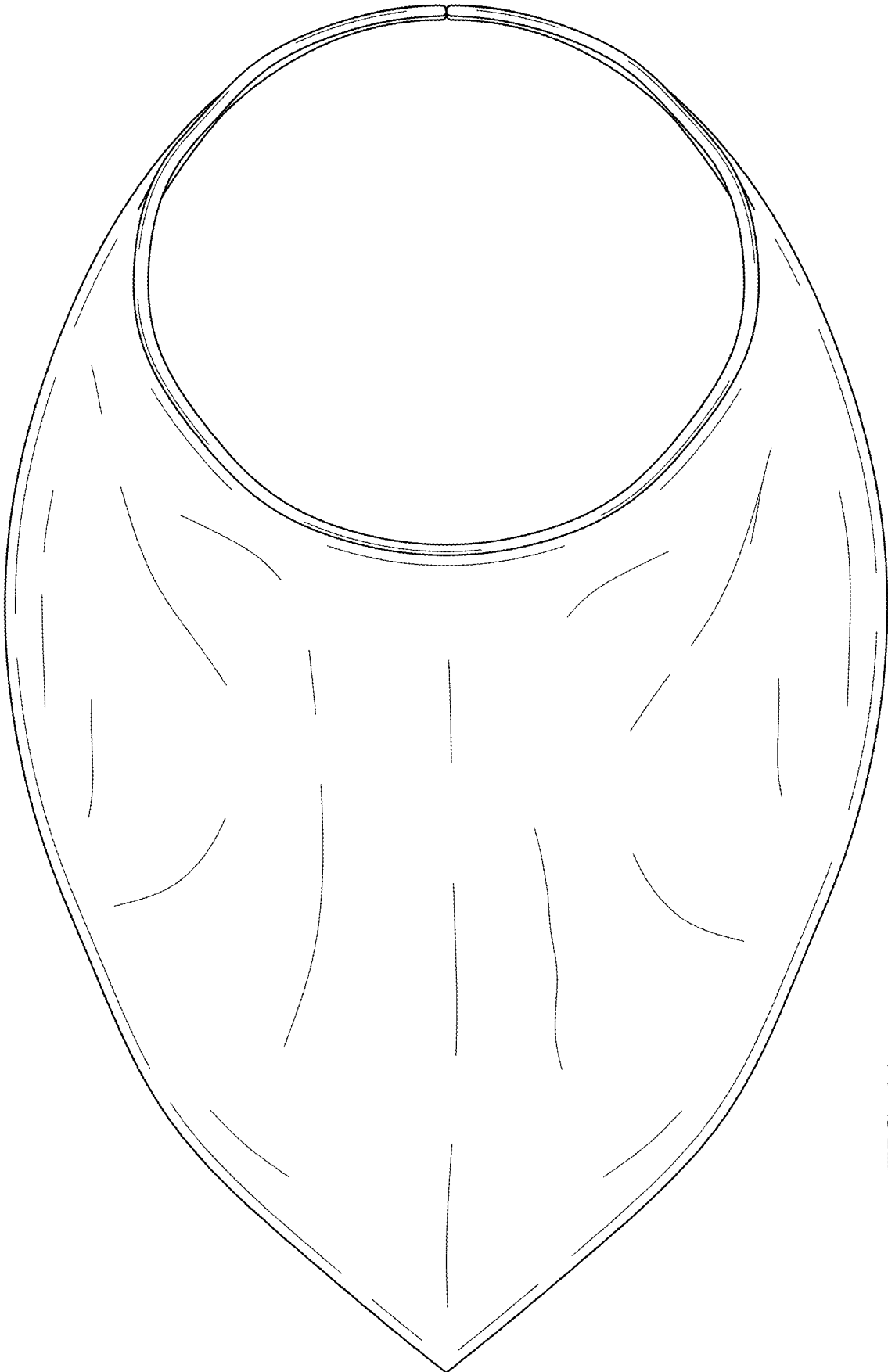


FIG. 11




FIG. 12




FIG. 13




FIG. 14




FIG. 15

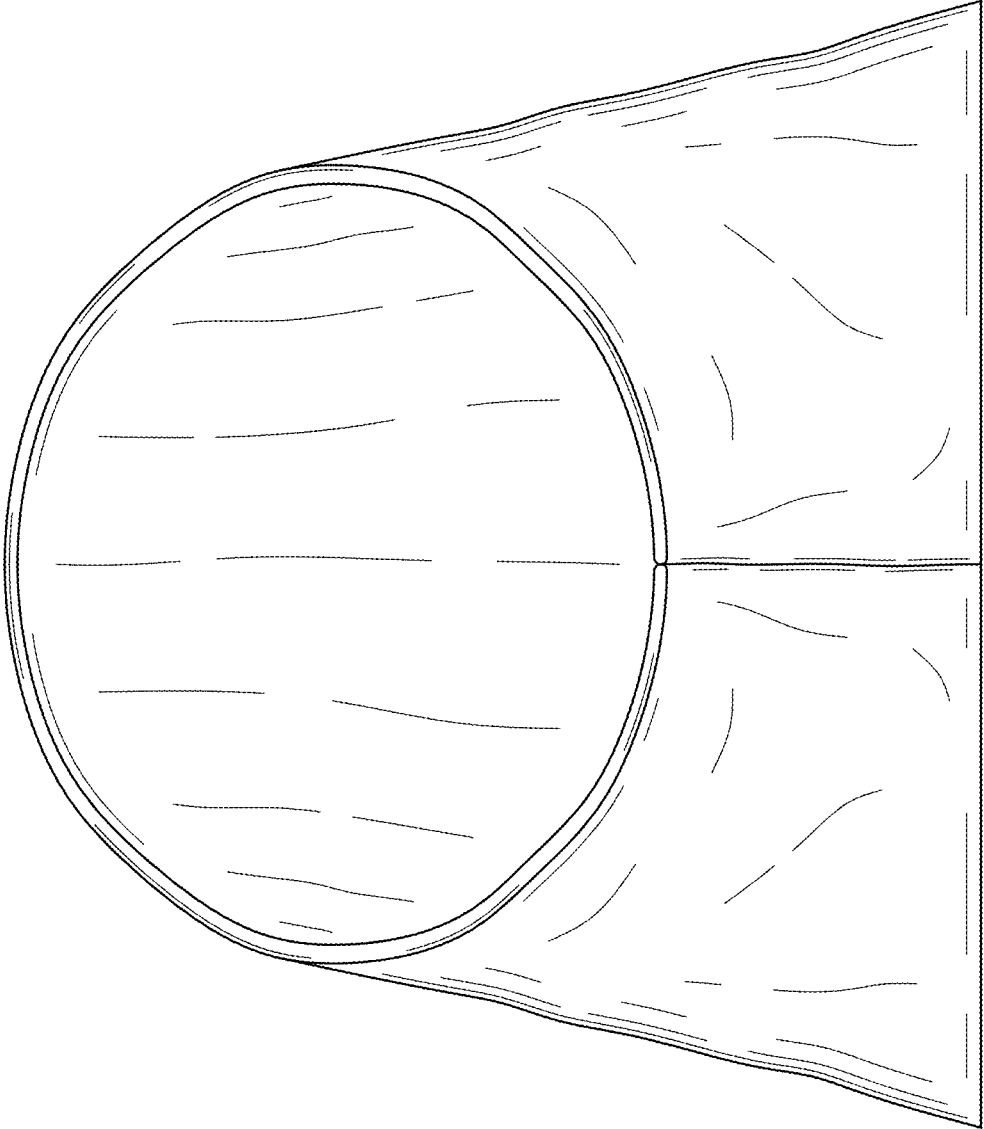


FIG. 16

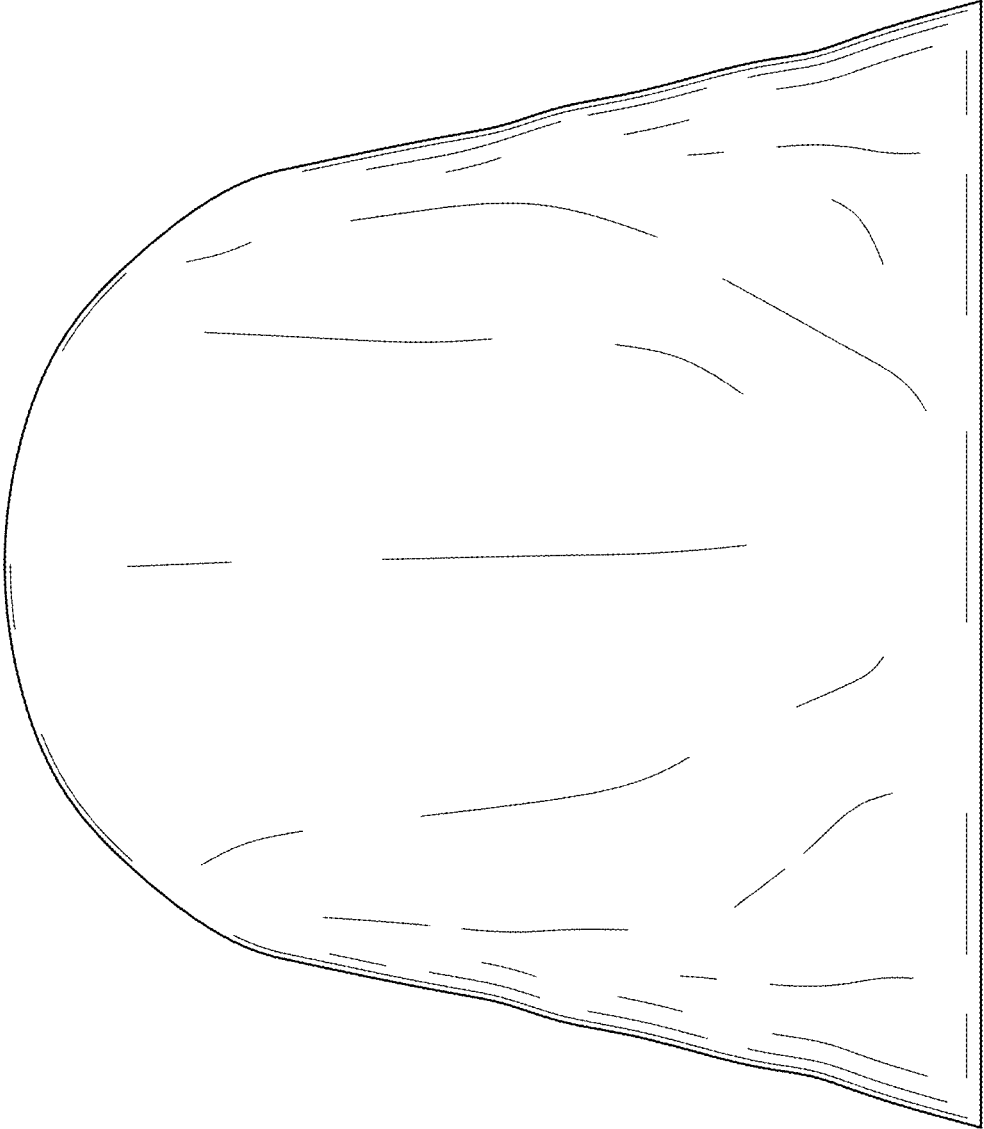


FIG. 17




FIG. 18




FIG. 19