



US00D425799S

United States Patent [19]

[11] Patent Number: **Des. 425,799**

Hysek

[45] Date of Patent: **** May 30, 2000**

[54] WATCH CASE WITH BAND

[75] Inventor: **Jorg Hysek**, Lussy-Sur-Morges, Switzerland

[73] Assignee: **Seiko Kabushiki Kaisha**, Tokyo, Japan

[**] Term: **14 Years**

[21] Appl. No.: **29/108,113**

[22] Filed: **Jul. 20, 1999**

[30] Foreign Application Priority Data

Jan. 20, 1999 [JP] Japan 11-1151

[51] LOC (7) Cl. **10-02**

[52] U.S. Cl. **D10/32; D10/30**

[58] Field of Search D10/1-40, 122-132; D11/3-25; 63/1.1, 3, 5, 11; 368/276-277, 280-282, 285

[56] References Cited

U.S. PATENT DOCUMENTS

D. 309,113 7/1990 Schoepfer D10/32

D. 359,916	7/1995	Iida	D10/32
D. 361,275	8/1995	Wyss	D10/30
D. 363,029	10/1995	Magninat	D10/39
D. 363,437	10/1995	Rabassa	D10/39
D. 364,098	11/1995	Giardiello	D10/32
D. 380,395	7/1997	Lassigne	D10/32
D. 402,898	12/1998	Hanagata	D10/30

Primary Examiner—Nelson C. Holtje
Attorney, Agent, or Firm—Stroock & Stroock & Lavan LLP

[57] CLAIM

The ornamental design for a watch case with band, as shown in the drawings.

DESCRIPTION

FIG. 1 is a perspective view of a watch case with band in accordance with the invention;
FIG. 2 is a front elevational view thereof;
FIG. 3 is a right side elevational view thereof;
FIG. 4 is a left side elevational view thereof;
FIG. 5 is a rear elevational view thereof;
FIG. 6 is a top plan view thereof; and,
FIG. 7 is a bottom plan view thereof.

1 Claim, 2 Drawing Sheets

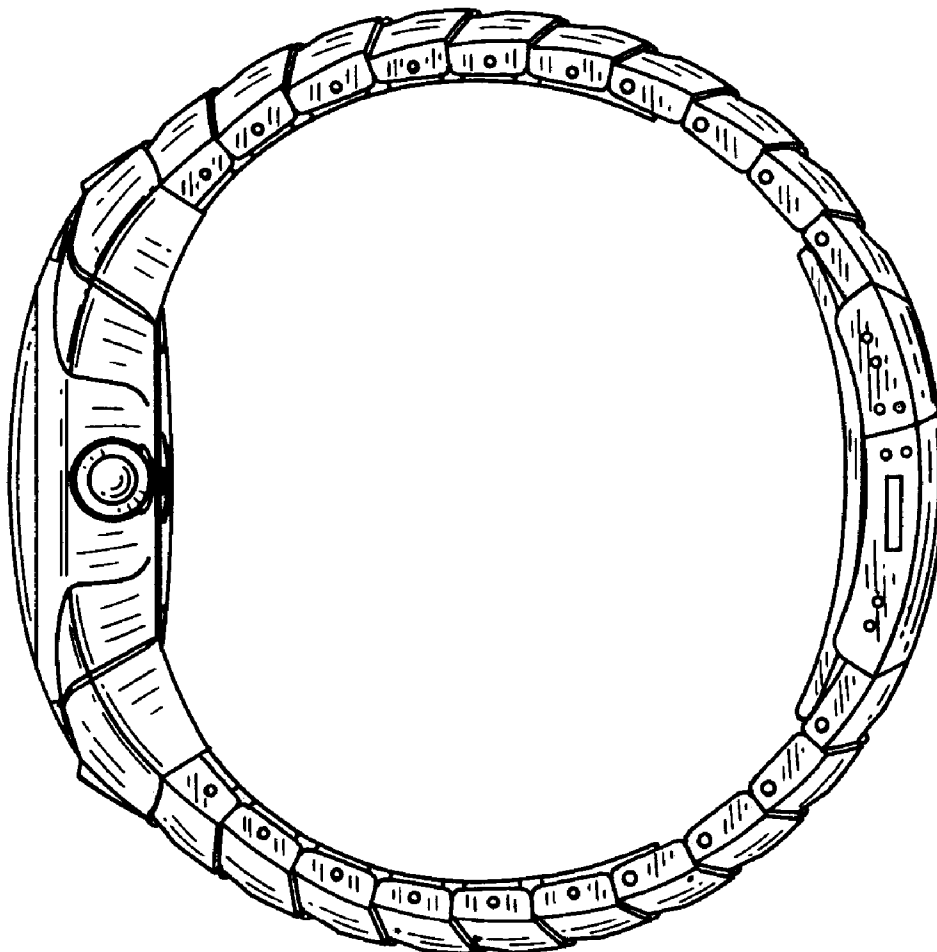


FIG. 1

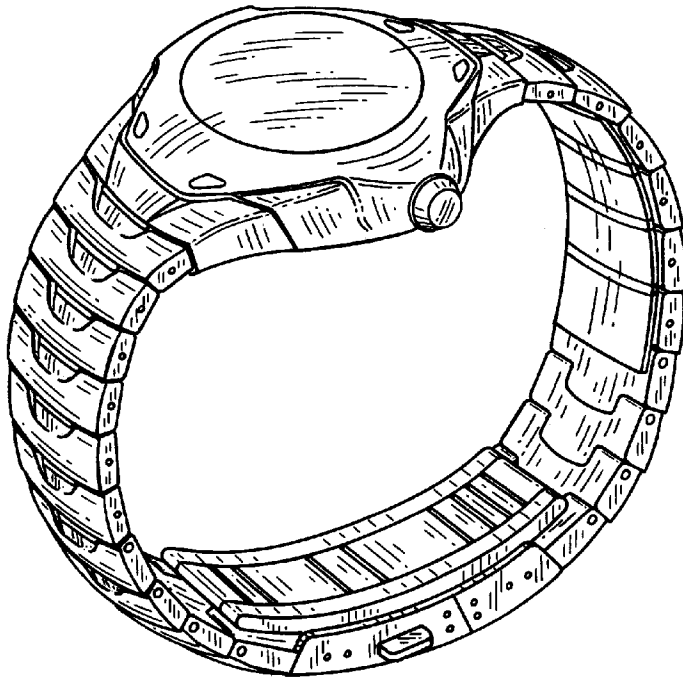


FIG. 2

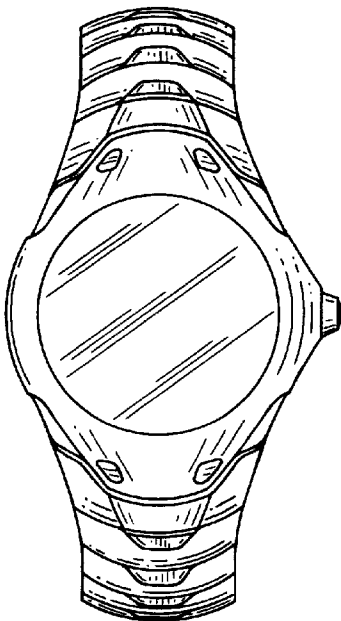


FIG. 3

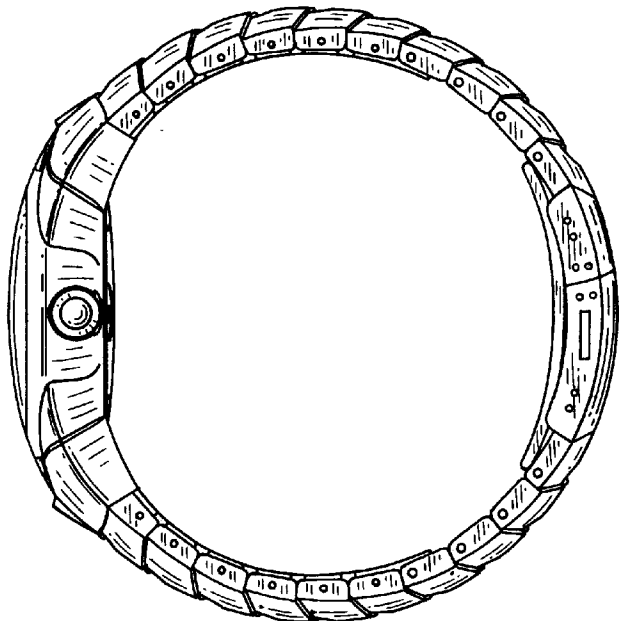


FIG. 4




FIG. 5

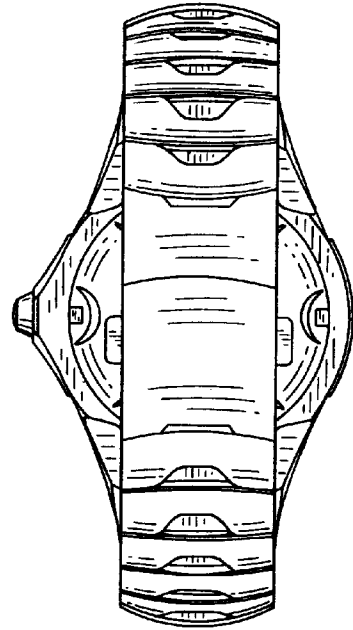


FIG. 6

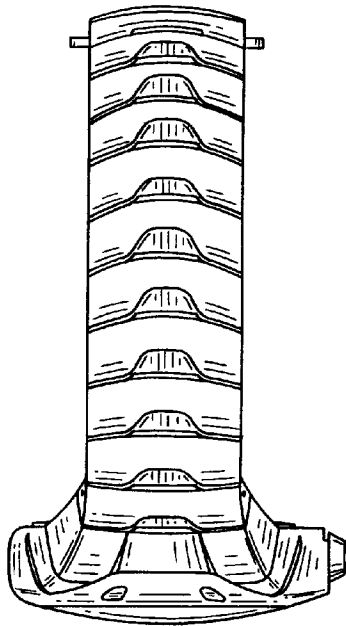


FIG. 7

