

[54] WRIST WRAP

[75] Inventors: Godfrey Harris, Littleton; Danny R. Diggins; Pat Spence, both of Lakewood, all of Colo.

[73] Assignees: Scott Orthotic Labs, Inc., Denver, Colo.; Pro-USA, Inc.

[**] Term: 14 Years

[21] Appl. No.: 942,010

[22] Filed: Dec. 15, 1986

[52] U.S. Cl. D24/64

[58] Field of Search D24/64; 128/77, 87 R, 128/87 A, 165; 2/16; 273/54 B; D29/20

[56] References Cited

U.S. PATENT DOCUMENTS

D. 242,172	11/1976	Borenstein	D24/64
1,790,381	1/1931	Keller	.	
2,369,210	2/1945	Capossela	2/16
3,238,939	3/1966	Stubbs	128/165
3,327,703	6/1967	Gamm	128/77
3,533,407	10/1970	Smith	128/165
3,598,408	8/1971	Klose	273/54 B
3,815,908	6/1974	Hashimoto	273/54 B
3,942,525	3/1976	Dragan	128/165

4,309,991	1/1982	DeMarco	128/165
4,584,993	4/1986	Nelson	128/77

Primary Examiner—Wallace R. Burke
Assistant Examiner—Stella M. Reid
Attorney, Agent, or Firm—W. Scott Carson

[57] CLAIM

The ornamental design for a wrist wrap, as shown and described.

DESCRIPTION

FIG. 1 is an elevational view of a wrist wrap, showing our new design in use position, the broken line showing of the hand is for illustrative purposes only and forms no part of the claimed design;

FIG. 2 is a front elevational view thereof in non-use position;

FIG. 3 is a rear elevational view thereof;

FIG. 4 is a side elevational view thereof taken from the left of FIG. 2;

FIG. 5 is a side elevational view thereof taken from the right of FIG. 2;

FIG. 6 is a top plan view thereof taken from above FIG. 2;

FIG. 7 is a bottom plan view thereof taken from beneath FIG. 2.

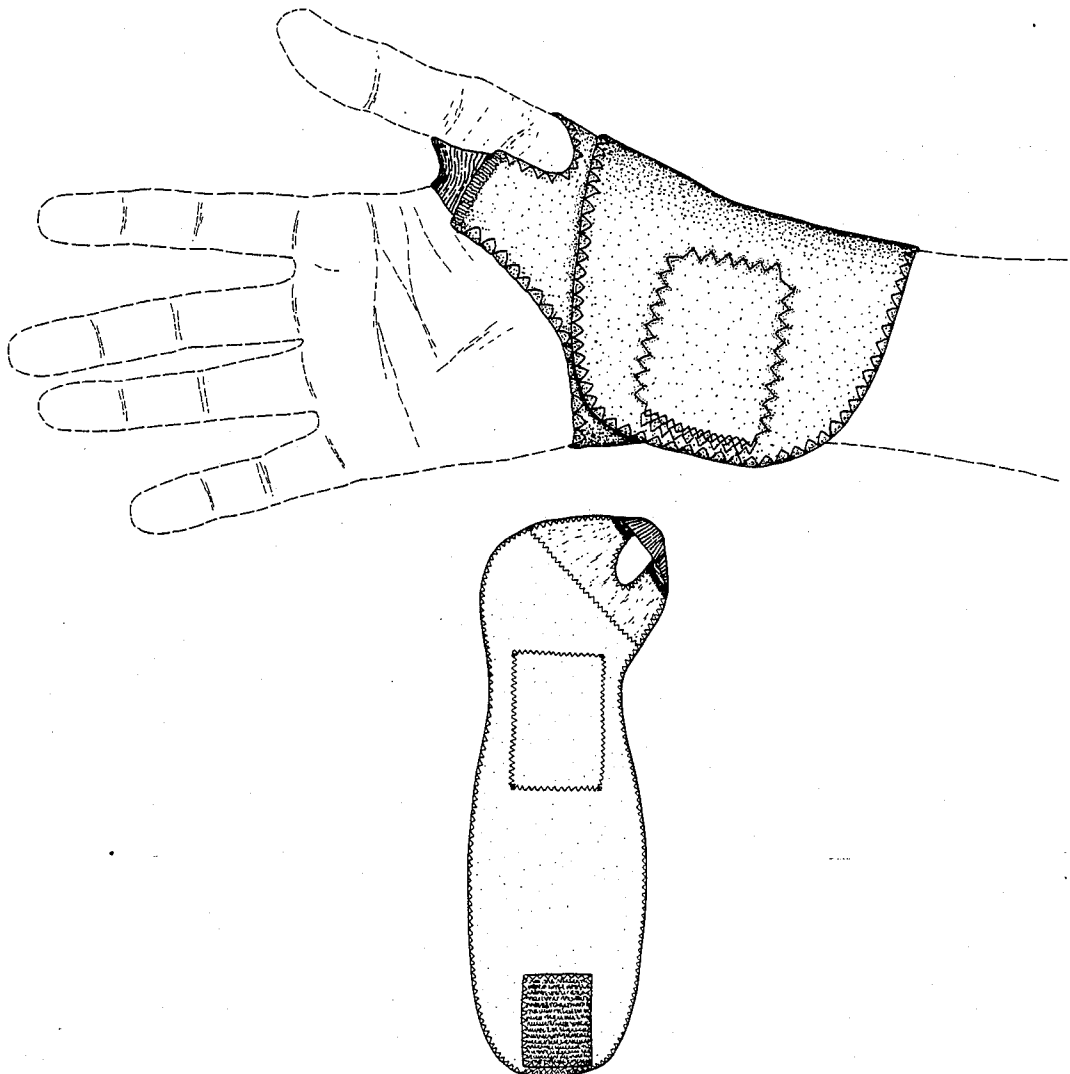
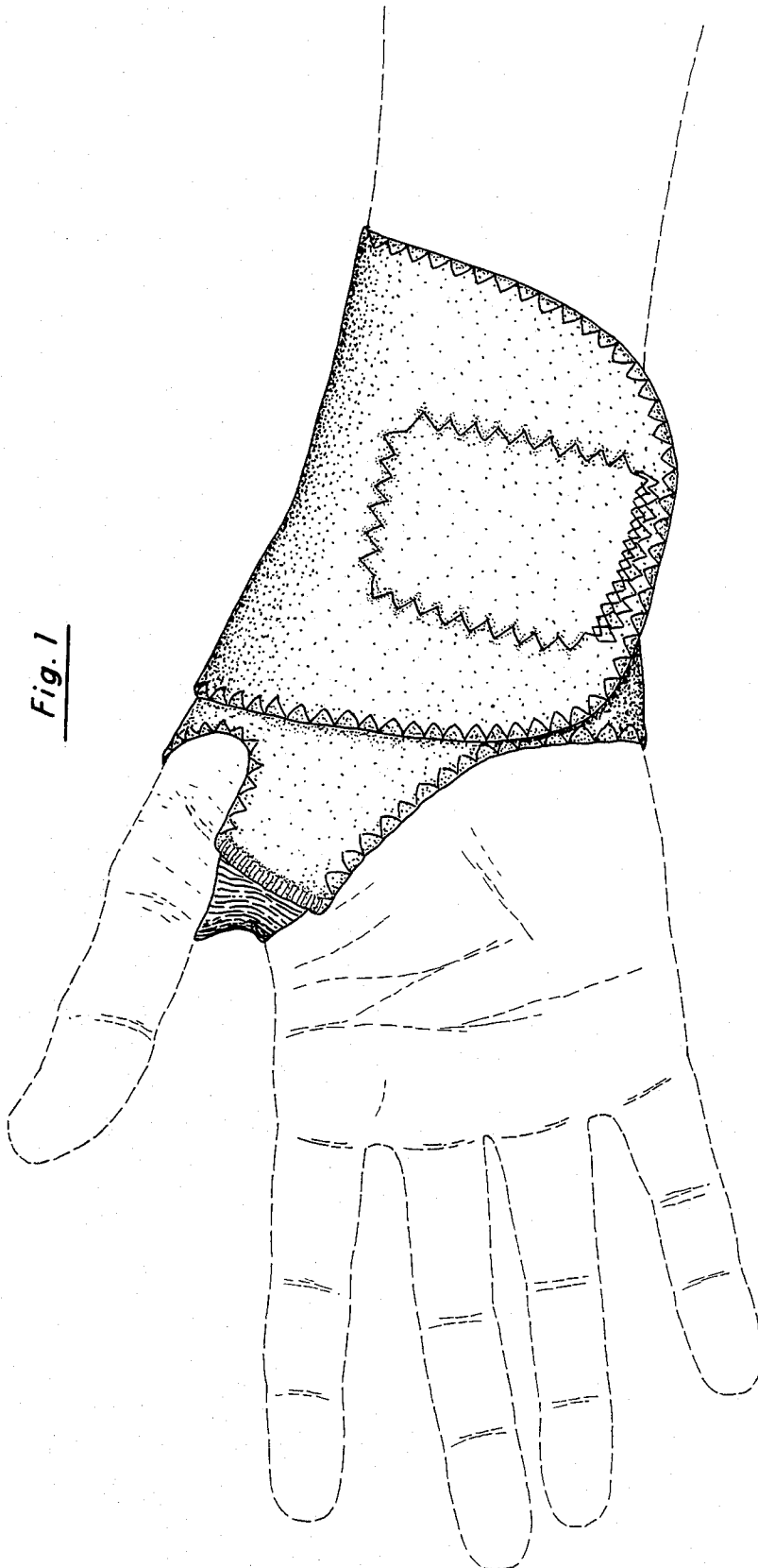


Fig. 1



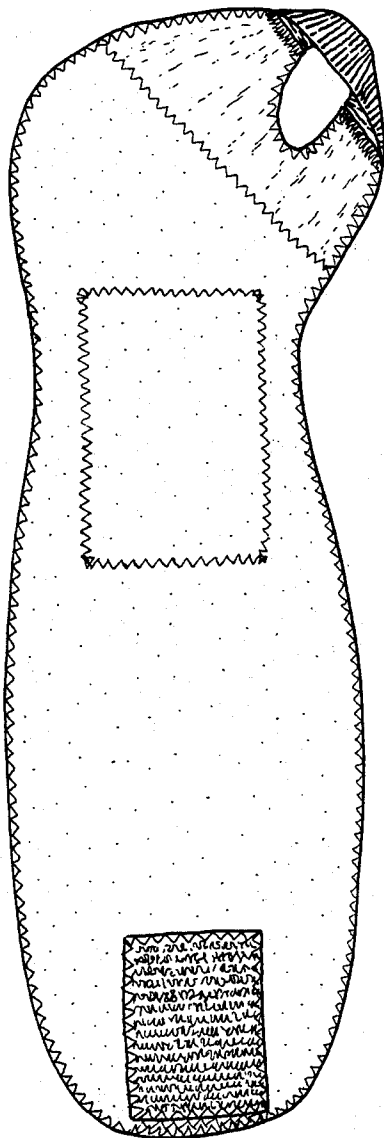


Fig. 3

Fig. 4



Fig. 2

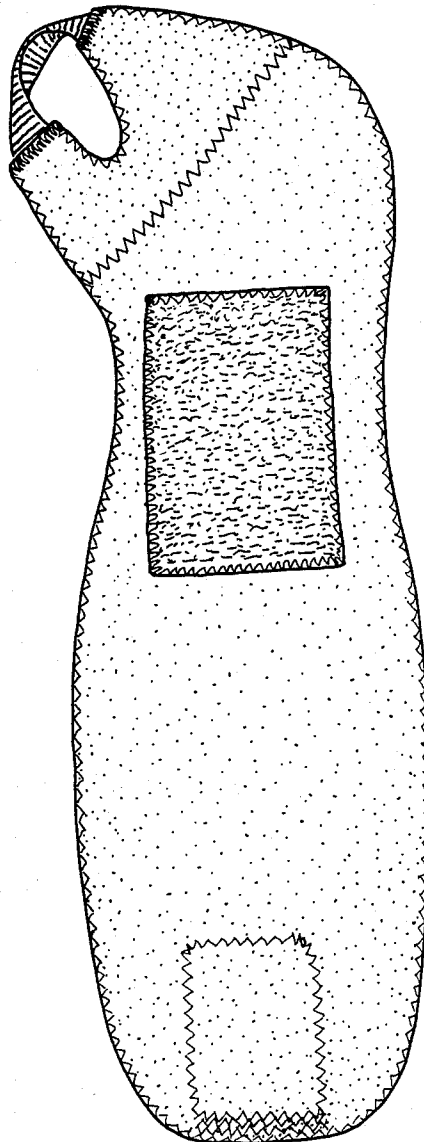


Fig. 5



Fig. 6

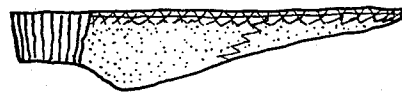


Fig. 7

