

[54] FLEXIBLE COVERING FOR PARTITIONS OR THE LIKE

[75] Inventor: Kathryn L. Cyplik, La Grange, Ill.

[73] Assignee: Beatrice Foods Co., Denver, Colo.

[**] Term: 14 Years

[21] Appl. No.: 948,510

[22] Filed: Oct. 4, 1978

[51] Int. Cl. D6-06

[52] U.S. Cl. D6/139

[58] Field of Search D6/139; D92/1 P, 1 Y, D92/1 QQ, 1 R, 1 N; D25/58, 60; 160/135, 218, 229 R, 351, DIG. 7; 52/239

[56] References Cited

U.S. PATENT DOCUMENTS

4,121,645 10/1978 Behr D6/139

OTHER PUBLICATIONS

Interiors, 9/1973, p. 125, Flat Partition and Curved Partition (upper right).

Interiors, 9/1977, p. 73, Curved Partition with patterned surface.

Interiors, 7/1977, p. 23, Striped Partition (fourth from left).

Sweet's Architectural Cat. File 1973, Sec. 10.2/Br. p. 7, Demountable Surface Panel.

Primary Examiner—Barbara J. Bullock
Attorney, Agent, or Firm—David Michael Clayton

[57] CLAIM

The ornamental design for a flexible covering for partitions or the like, as shown and described.

DESCRIPTION

FIG. 1 is a reduced front elevational view of a flexible covering for partition or the like showing my new design;

FIG. 2 is a reduced rear elevational view thereof;

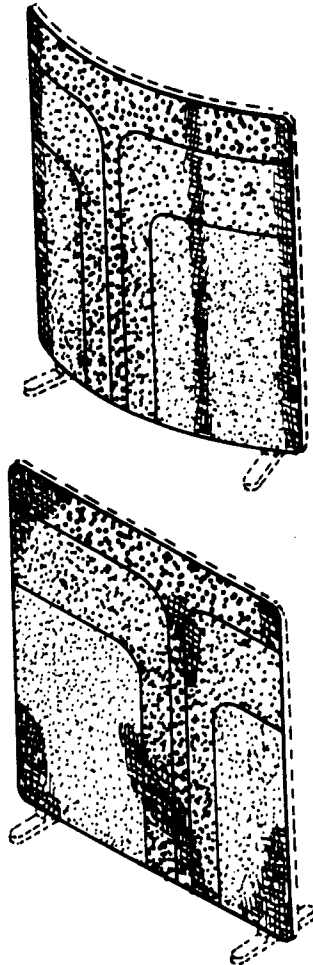
FIG. 3 is a front perspective view thereof, shown applied to the convex surface of a partition;

FIG. 4 is a reduced side elevational view taken from the right of FIG. 3;

FIG. 5 is a rear perspective view thereof, shown applied to the flat surface of a partition;

FIG. 6 is a rear perspective view thereof, shown applied to the concave surface of a partition.

The broken lines in FIGS. 3, 4, 5, and 6 are for illustrative purposes only, and disclose environmental applications of the design.






Fig-1




Fig-2

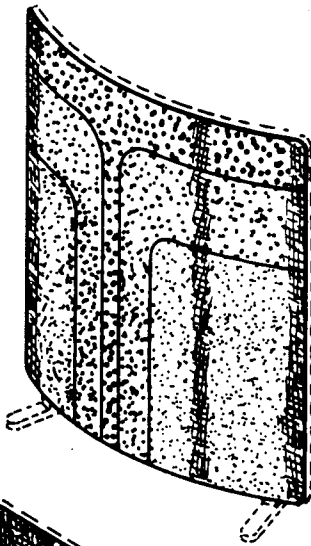


Fig-3



Fig-4

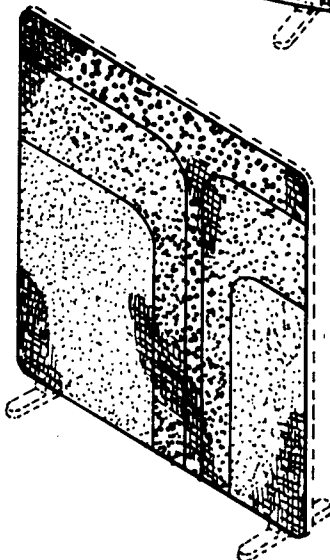


Fig-5




Fig-6