



US00D789052S

(12) **United States Design Patent**
Hardman

(10) **Patent No.:** **US D789,052 S**
(45) **Date of Patent:** **** Jun. 13, 2017**

- (54) **SHOE MIDSOLE**
- (71) Applicant: **NIKE, Inc.**, Beaverton, OR (US)
- (72) Inventor: **Tony Hardman**, Portland, OR (US)
- (73) Assignee: **NIKE, Inc.**, Beaverton, OR (US)
- (**) Term: **15 Years**
- (21) Appl. No.: **29/554,232**
- (22) Filed: **Feb. 9, 2016**
- (51) **LOC (10) Cl.** **02-04**
- (52) **U.S. Cl.**
USPC **D2/947**
- (58) **Field of Classification Search**
USPC D2/902, 906-912, 943-947, 964,
D2/968-974; D5/47, 54, 63
CPC ... A43B 3/0047; A43B 3/0052; A43B 3/0057;
A43B 3/0063; A43B 3/0068; A43B
3/0073; A43B 1/04; A43B 1/06; A43B
5/00; A43B 5/02; A43B 5/06; A43B 5/10;
A43B 5/14; A43B 23/0245; A43B
13/125; A43B 13/186; A43C 3/00; A43C
7/06
See application file for complete search history.

D713,624 S	9/2014	Petrie	
D737,563 S *	9/2015	Link	D2/973
D744,210 S *	12/2015	Hardman	D2/947
D778,553 S *	2/2017	DeAlmeida	D2/947

OTHER PUBLICATIONS

“Lebron 13 Elite Designed for James’s Championship Quest,” Nike Lebron 13 Elite pictured therein, as posted on News.Nike.com [online], posted on Mar. 15, 2016 [site visited Feb. 8, 2017]. Available on the Internet, <URL: <http://news.nike.com/news/lebron-13-elite>>.*

* cited by examiner

Primary Examiner — Jeffrey D Asch
Assistant Examiner — Rebekah A Caruso
(74) *Attorney, Agent, or Firm* — Banner & Witcoff, Ltd.

(57) **CLAIM**

The ornamental design for a shoe midsole, as shown and described.

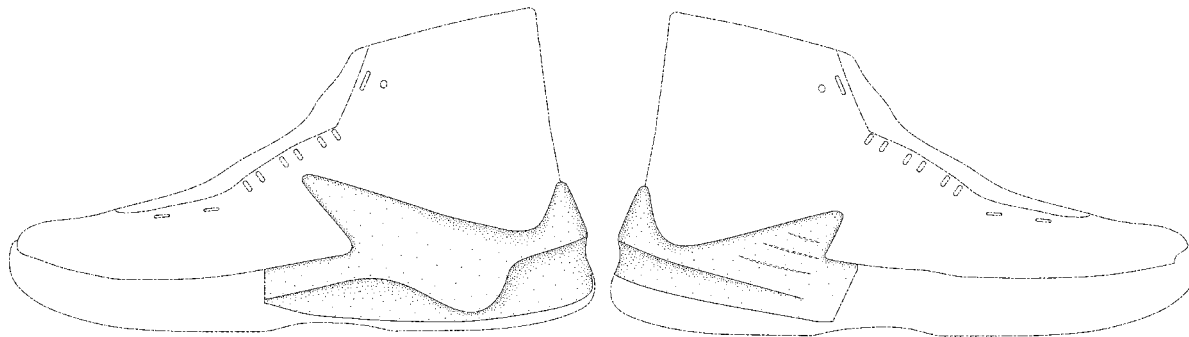
DESCRIPTION

FIG. 1 is a rear perspective view of a shoe midsole showing my new design;
FIG. 2 is a side view thereof;
FIG. 3 is a second side view thereof;
FIG. 4 is a second rear perspective view thereof; and,
FIG. 5 is a rear view thereof.

The broken lines immediately adjacent to the shaded area define the bounds of the claimed design and form no part thereof. The even-length broken lines shown in FIGS. 3, 4, and 5 represent subject matter that forms no part of the claimed design. The uneven-length broken lines showing the remainder of the shoe are for environmental purposes only and form no part of the claimed design.

1 Claim, 5 Drawing Sheets

- (56) **References Cited**
U.S. PATENT DOCUMENTS
- | | | | |
|--------------|---------|------------|--------|
| D334,832 S * | 4/1993 | Hatfield | D2/977 |
| D393,358 S * | 4/1998 | Teague | D2/947 |
| D433,222 S * | 11/2000 | Hardy | D2/973 |
| D501,072 S * | 1/2005 | Matis | D2/969 |
| D516,293 S * | 3/2006 | Smith, III | D2/977 |
| D595,949 S * | 7/2009 | Bacon | D2/906 |
| D600,902 S * | 9/2009 | St-Louis | D2/969 |
| D658,859 S * | 5/2012 | Nakamura | D2/972 |
| D689,273 S | 9/2013 | Hardman | |
| D689,675 S * | 9/2013 | Hardman | D2/947 |
| D707,437 S * | 6/2014 | Chang | D2/972 |
| D708,829 S | 7/2014 | Taylor | |



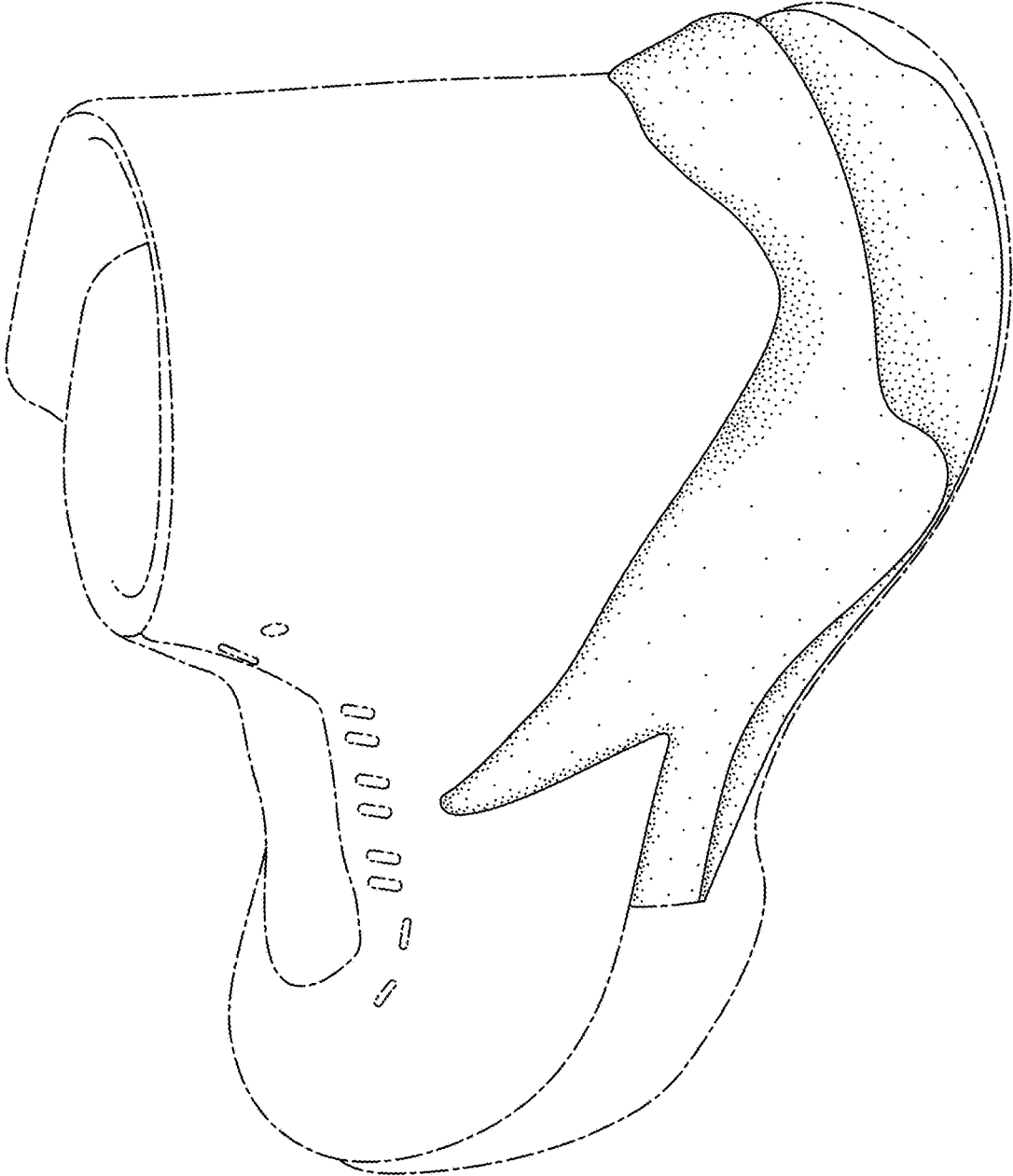


FIG. 1

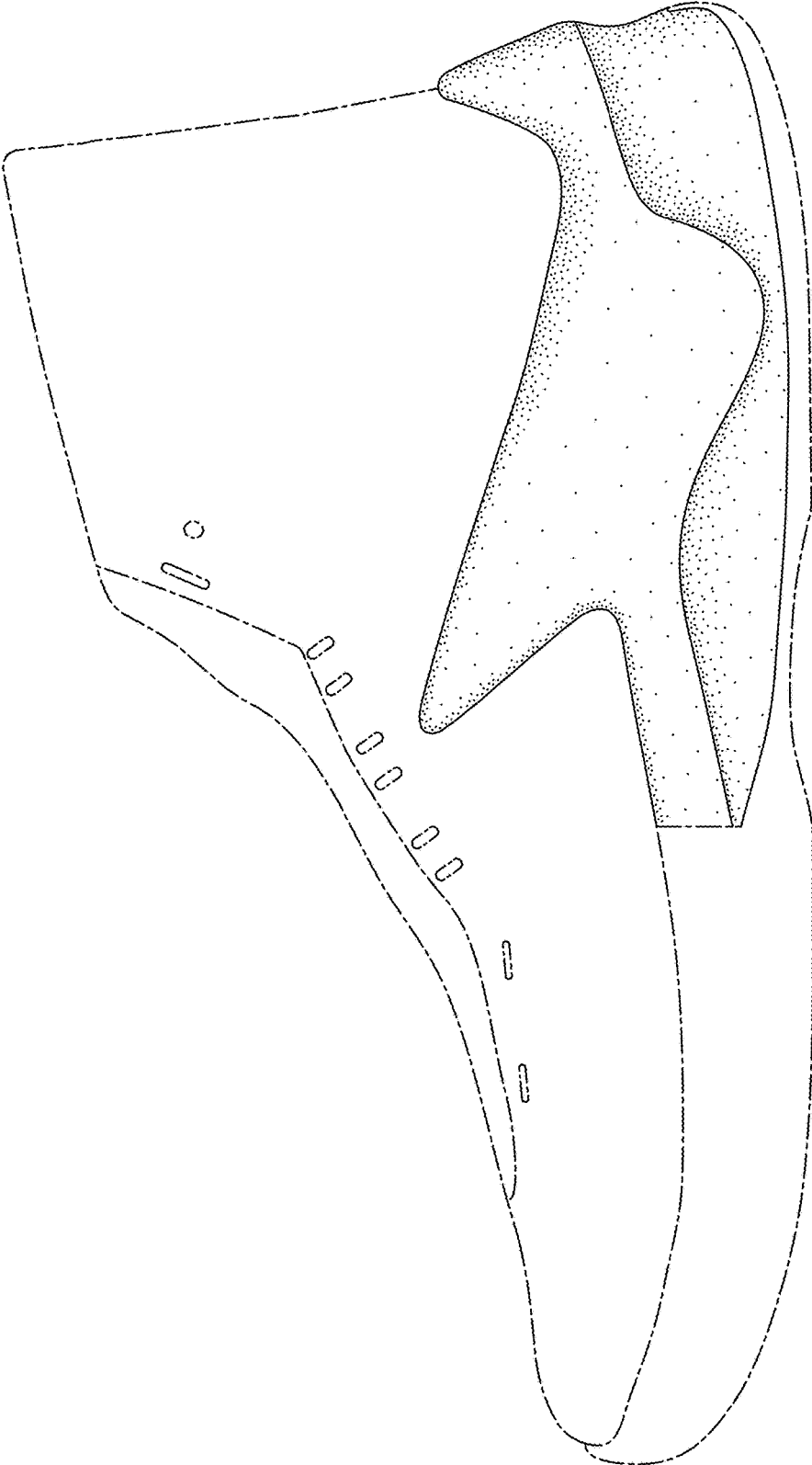


FIG. 2

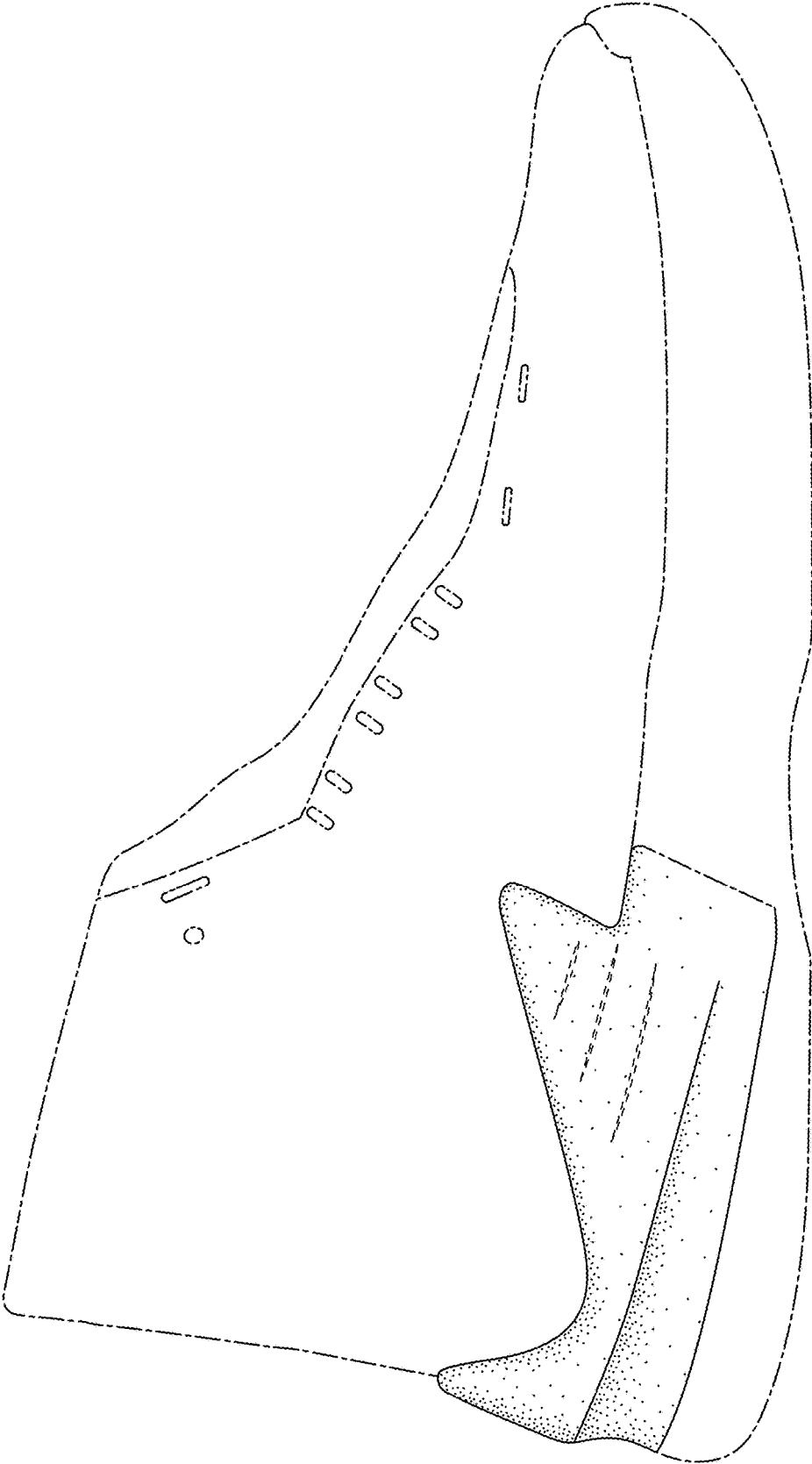


FIG. 3

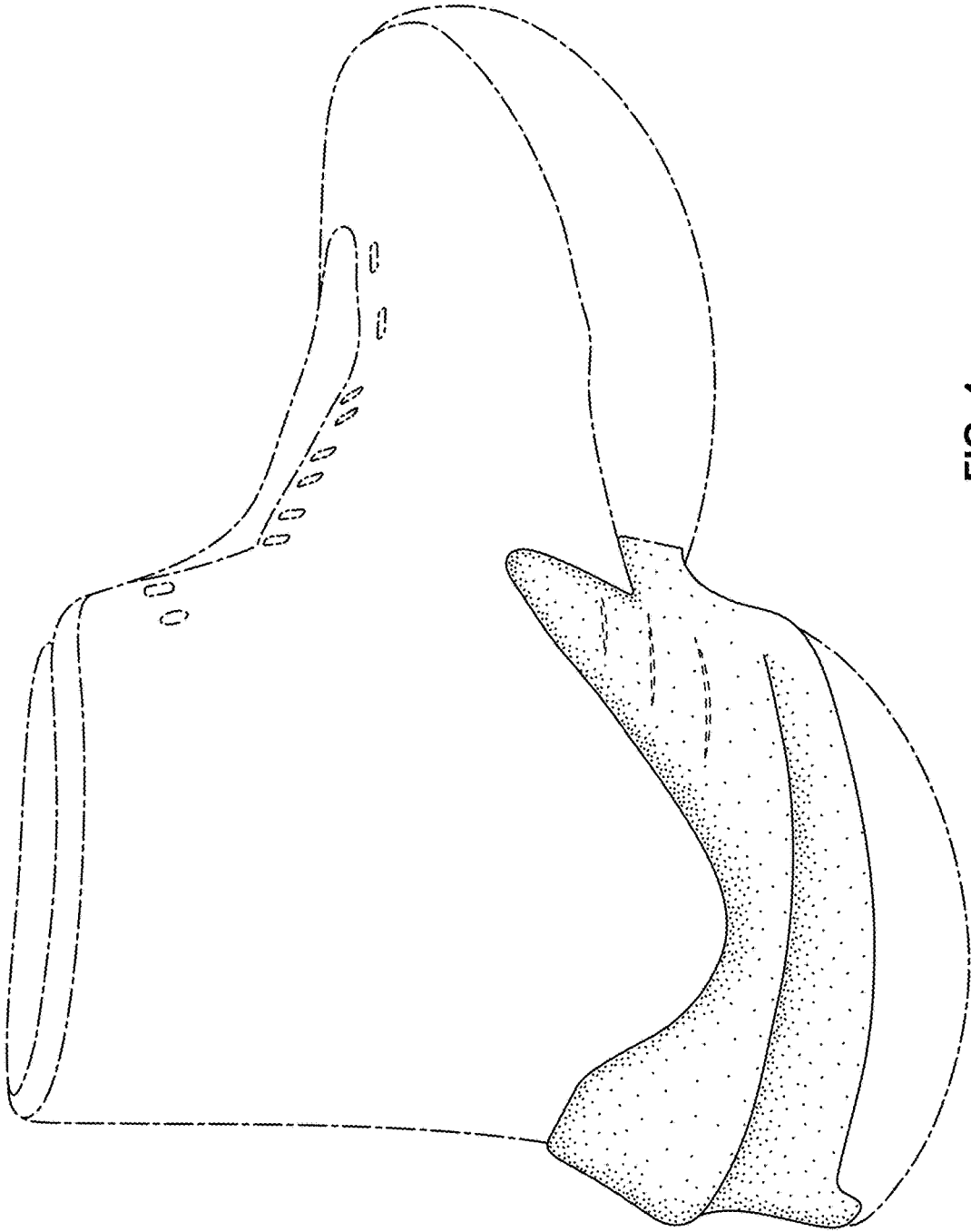


FIG. 4

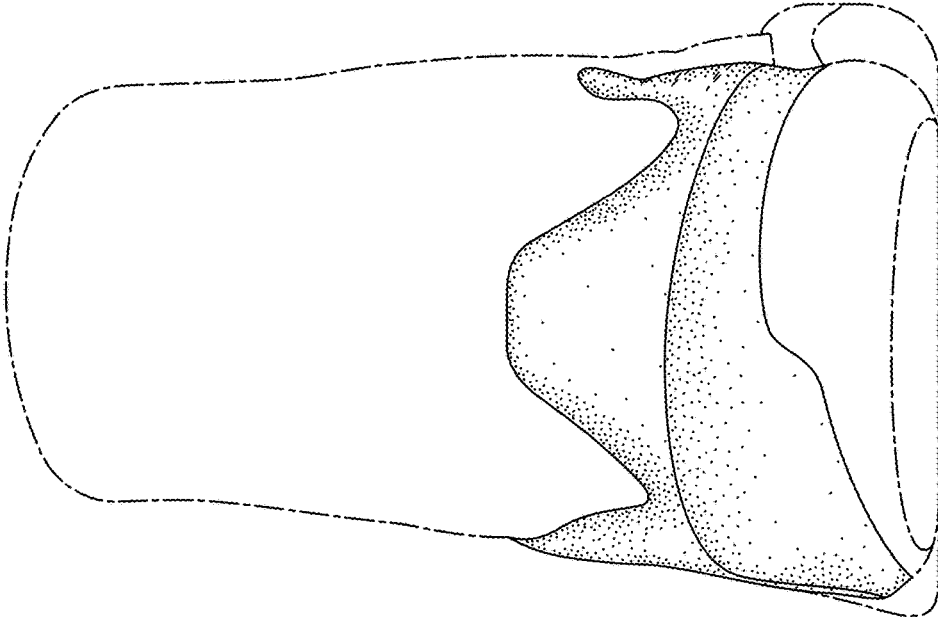


FIG. 5