



(12) **United States Design Patent**  
**Stoler**

(10) **Patent No.:** **US D925,008 S**  
(45) **Date of Patent:** **\*\* Jul. 13, 2021**

- (54) **FAUCET HANDLE**
- (71) Applicant: **DELTA FAUCET COMPANY**,  
Indianapolis, IN (US)
- (72) Inventor: **Benjamin David Stoler**, Carmel, IN  
(US)
- (73) Assignee: **DELTA FAUCET COMPANY**,  
Indianapolis, IN (US)

D860,403 S *	9/2019	Park	.....	D23/252
D862,657 S *	10/2019	Bahler	.....	D23/252
D870,244 S *	12/2019	Staler	.....	D23/252
D870,245 S *	12/2019	Staler	.....	D23/252
D870,855 S *	12/2019	Eads	.....	D23/252
D870,856 S *	12/2019	Tentler	.....	D23/252
D872,239 S *	1/2020	Eads	.....	D23/252
D873,381 S *	1/2020	Eads	.....	D23/252
D874,616 S *	2/2020	Judge	.....	D23/252
D875,892 S *	2/2020	Tentler	.....	D23/252

\* cited by examiner

(\*\*) Term: **15 Years**

*Primary Examiner* — Robert A Delehanty  
(74) *Attorney, Agent, or Firm* — Nirav D. Parikh; Edgar  
A. Zarins

(21) Appl. No.: **29/686,591**

(57) **CLAIM**

- (22) Filed: **Apr. 5, 2019**
- (51) **LOC (13) Cl.** ..... **23-01**
- (52) **U.S. Cl.**  
USPC ..... **D23/252**

The ornamental design for a faucet handle, as shown and described.

**DESCRIPTION**

- (58) **Field of Classification Search**  
USPC ..... D23/238–243, 249–250, 252, 254;  
D8/307–308  
See application file for complete search history.

FIG. 1 is a front perspective view of a faucet handle showing my new design;  
FIG. 2 is a rear perspective view thereof;  
FIG. 3 is a front elevational view thereof;  
FIG. 4 is a left side view thereof;  
FIG. 5 is a rear view thereof;  
FIG. 6 is a right side view thereof;  
FIG. 7 is a top plan view thereof; and,  
FIG. 8 is a bottom view thereof.

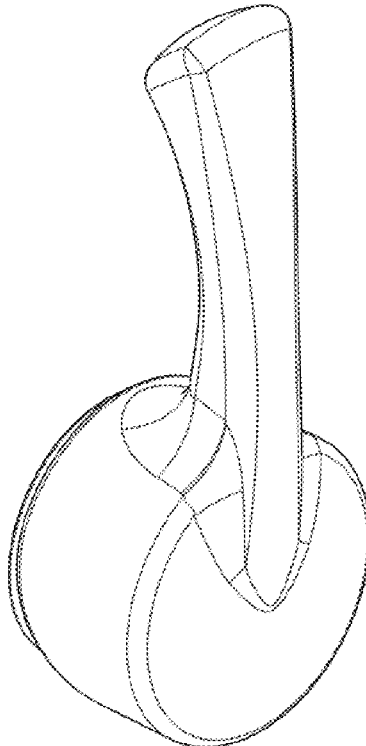
The broken lines shown in the drawings represent unclaimed portions of the faucet handle and forms no part of the claimed design.

(56) **References Cited**

U.S. PATENT DOCUMENTS

D219,781 S *	1/1971	Niemann	.....	D23/252
D541,621 S *	5/2007	Schneider	.....	D8/308
D579,304 S *	10/2008	Singtoroj	.....	D8/308
D800,267 S *	10/2017	Fritz	.....	D23/252
D851,730 S *	6/2019	Garland	.....	D23/250
D851,733 S *	6/2019	Spangler	.....	D23/252
D852,330 S *	6/2019	Garland	.....	D23/252

**1 Claim, 4 Drawing Sheets**



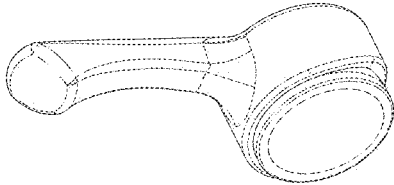


FIG - 2




FIG - 1

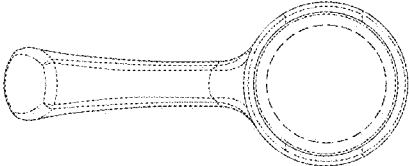


FIG - 4

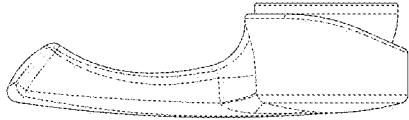


FIG - 3

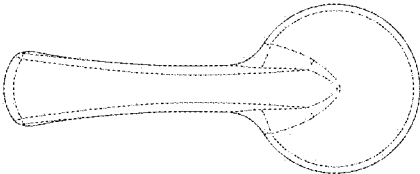


FIG - 6

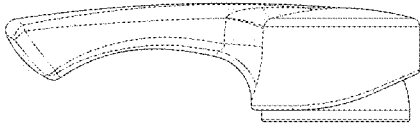


FIG - 5

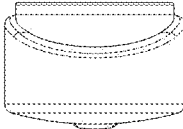


FIG - 8

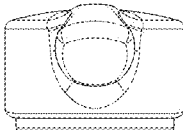


FIG - 7