



US00D959811S

(12) **United States Design Patent** (10) **Patent No.:** **US D959,811 S**
Storch (45) **Date of Patent:** **** Aug. 9, 2022**

(54) **SLIPPER**

(71) Applicant: **BIRKENSTOCK IP GMBH**, Linz am Rhein (DE)

(72) Inventor: **Barbara Storch**, Cologne (DE)

(73) Assignee: **BIRKENSTOCK IP GMBH**, Linz am Rhein (DE)

(**) Term: **15 Years**

(21) Appl. No.: **29/806,191**

(22) Filed: **Sep. 1, 2021**

Related U.S. Application Data

(62) Division of application No. 35/509,184, filed on Apr. 6, 2020 (U.S. filing date under 35 U.S.C. 384), and having an international filing date of Apr. 6, 2020, now Pat. No. Des. 942,128.

Foreign Application Priority Data

Oct. 11, 2019 (EM) 007009303

(51) **LOC (13) Cl.** **02-04**

(52) **U.S. Cl.**
USPC **D2/969; D2/919**

(58) **Field of Classification Search**
USPC D2/909, 910, 911, 916, 919, 920, 921, D2/923, 925, 926, 947, 948, 950, 955, D2/960, 969, 970, 971
CPC A43B 3/12; A43B 23/0245; A43B 13/14; A43B 3/24; A43B 13/122; A43B 13/141; A43B 13/16; A43B 13/186; A43B 3/10; A43B 3/108; A43B 3/248

See application file for complete search history.

(56) **References Cited**

U.S. PATENT DOCUMENTS

D147,995 S *	11/1947	Silver	D2/921
D159,761 S *	8/1950	Stromberg, Jr.	D2/921
D349,185 S *	8/1994	Cooper	D2/960
D693,556 S *	11/2013	Hatfield	D2/970
D790,829 S *	7/2017	Goldstein	D2/969
D816,307 S *	5/2018	Hardy	D2/923
D827,259 S *	9/2018	Amzallag	D2/923
D838,945 S *	1/2019	Spring	D2/910
D848,125 S *	5/2019	Hardy	D2/910
D864,531 S *	10/2019	Taestensen	D2/910
D884,313 S *	5/2020	McNamara	D2/910
D891,071 S *	7/2020	Swiersczyk	D2/969
D908,334 S *	1/2021	Strek	D2/969
D920,640 S *	6/2021	Johnson	D2/954
D927,160 S *	8/2021	Kim	D2/910
D943,263 S *	2/2022	Gerke	D2/910
D943,870 S *	2/2022	Shi	D2/919

* cited by examiner

Primary Examiner — Mojtaba Tehrani

(74) *Attorney, Agent, or Firm* — Fross, Zelnick, Lehrman & Zissu PC; Charles T. J. Weigell, Esq.

(57) **CLAIM**

The ornamental design for a slipper, as shown and described.

DESCRIPTION

FIG. 1 is a front perspective view of the slipper showing my new design;
FIG. 2 is a front view thereof;
FIG. 3 is a rear view thereof;
FIG. 4 is a right side view thereof;
FIG. 5 is a left side view thereof;
FIG. 6 is a top view thereof; and,
FIG. 7 is a bottom view thereof.

The broken lines depicting portions of the slipper sole show portions of the slipper that form no part of the claimed design.

1 Claim, 7 Drawing Sheets

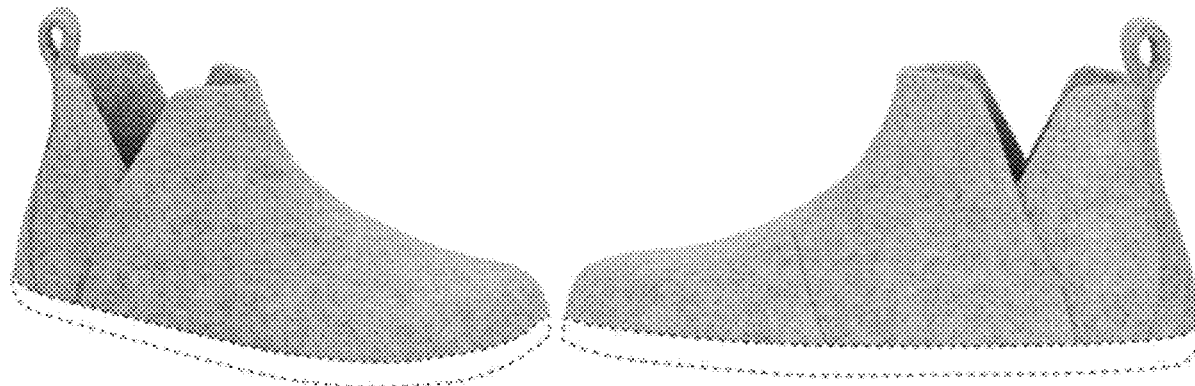




FIG. 1




FIG. 2

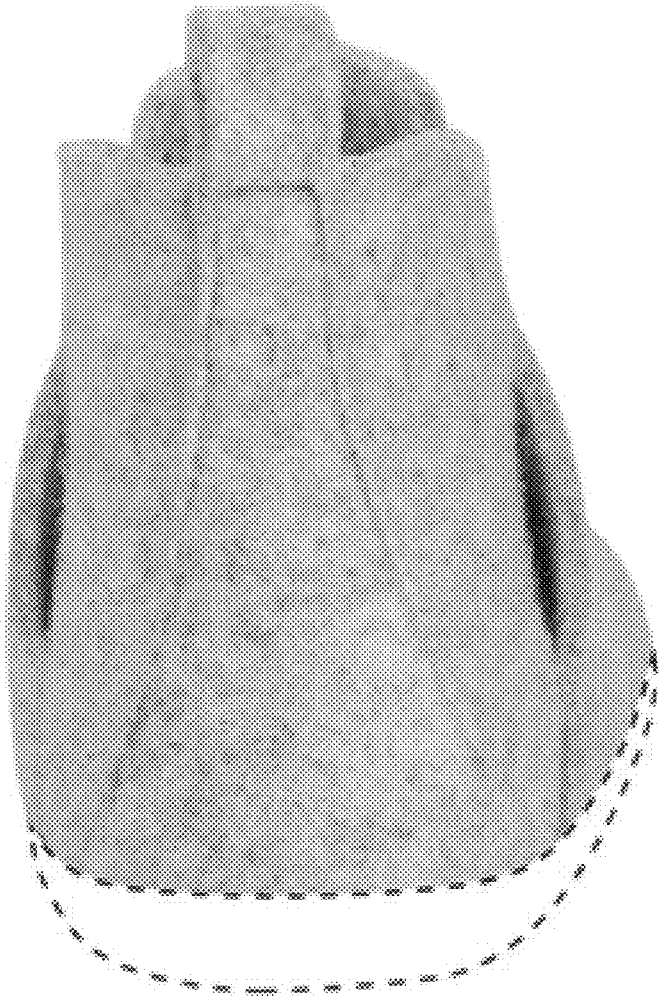


FIG. 3



FIG. 4

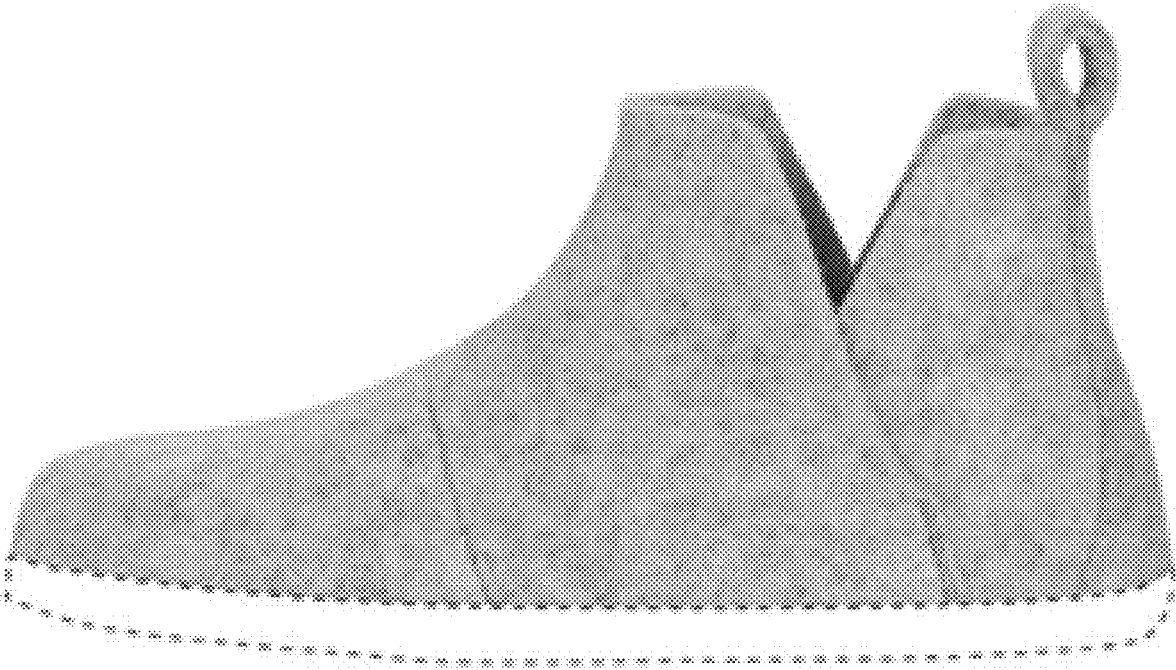


FIG. 5




FIG. 6

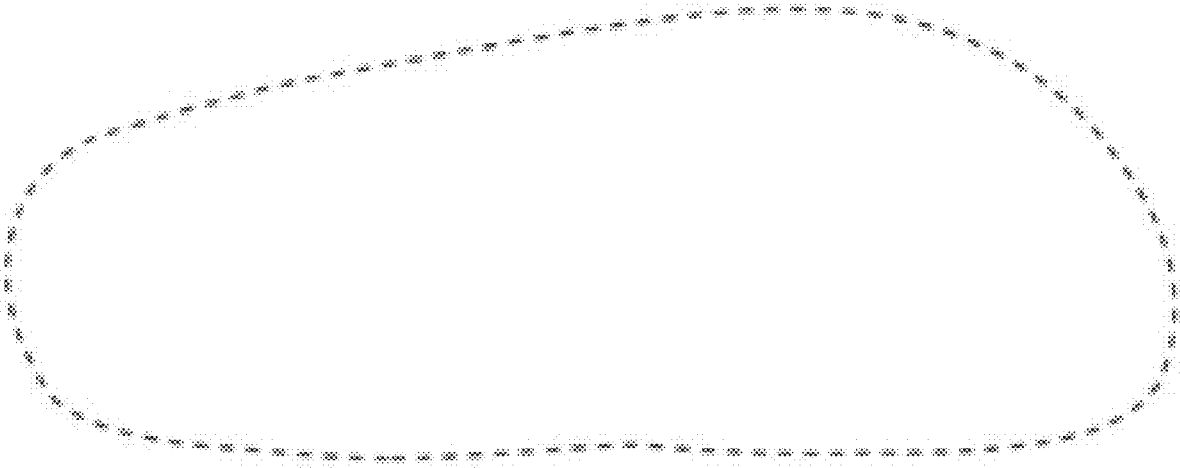


FIG. 7